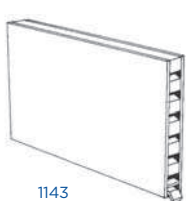




Cavity wall weeps

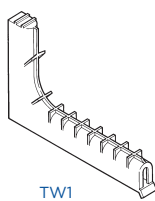
Multi-function products for discharging water from external walls




1143



1144



TW1



Use

Any situation where water must be discharged from an external wall, e.g:

- At ground floor slab level
- Within cavity tray systems
- Over external lintels
- Where a cavity must be ventilated
- On external walls - 100mm or more in thickness - built from brick, block or stone

Features and benefits

- Purpose made and pre-formed to guarantee reliable discharge of water
- Less prone to inadvertent pointing-up than weep holes formed by simply leaving the perp. joint open
- Integral front grille prevents entry of large nest building insects into the cavity when using product 1143
- 4mm wide front aperture prevents entry of large nest building insects into the cavity when using product TW1
- Range of colours to blend with brick or mortar colour - (products 1143 and TW1 only) - Terracotta, buff, brown, clear, white, grey or black
- Longer lengths built up with extension pieces

Quality

- Satisfies all NHBC requirements
- Manufactured to BS EN ISO 9001 and BS EN ISO 14001
- Complies with all relevant Building Regulations
- Meets all relevant British Standards

Material and colour choice

- Products 1143 and TW1 are injection moulded in UV stabilised polypropylene
- Product 1143 is available in a choice of buff, terracotta, grey, brown, black or white and to special order in clear/natural
- Product TW1 is available as standard in a choice of buff, terracotta, or grey and to special order in brown, black, clear/natural or white
- Products 1144 is available in natural only

Products in the system

Wall weep vents - Product 1143

A cavity wall weep/vent specifically intended for use with standard brick, block or stone external walls of thickness between 100-102.5mm.

Concealed wall weeps - Product TW1

A special low profile cavity wall weep specifically intended for use with standard brick, block or stone external walls of thickness between 100-102.5mm.

Weep extension - Product 1144

A simple 50mm 'straight through' wall weep extension. Provides the maximum clear opening in the mortar joint with no restrictions. It is available in natural colour only.

Installation advice

- Wall weeps should be used wherever water could collect inside a cavity wall, such as over external lintels, or wherever a cavity tray system is installed
- To work effectively wall weeps should be placed directly on top of the base of a cavity tray or DPC, or on the front flange of the lintel
- Wall weeps should be spaced at 450mm centres to comply with NHBC recommendations
- Care should be taken to ensure the wall weep is kept clear of mortar and does not become blocked. This is particularly important at the back of the weep which could be blocked by mortar droppings from above

Please see technical section for more details.

How to order

- To calculate quantities divide the overall length of the cavity tray, DPC or lintel by 450mm and round up to the nearest whole number
- Check that the external wall is a standard 102.5mm brick or 100mm block thickness, if it is not please state the thickness on your order
- State the product number, type, colour etc. on your order

Bill of quantity

NBSPlus

F30 Accessories/sundry items for brick/block/stone walling

Clause

132ⁿ WEEP HOLES

- Form with plastics perpend units to manufacturers recommendations at not greater than 900mm centres immediately above base of cavity, external openings and stepped dpcs. Provide not less than two weep holes over openings.

• Manufacturer: **Timloc Building Products, Rawcliffe Road, Goole, East Yorkshire, DN14 6UQ. Tel: 01405 765567,**

Fax: 01405 720479. Web: www.timloc.co.uk

• Reference: **1143/TW1**

• Colour: (**Black, White, Brown, Buff, Grey or Terracotta**)

Product codes

Cavity wall weeps

Height	Width	Length	Colour	Product code
65mm	10mm	100mm	Various	1143
15mm - 65mm	10mm	100mm	Various	TW1

State required colour at the end of the required product code:

TE: Terracotta, BU: Buff, BR: Brown, CL: Clear, WH: White, GR: Grey, BL: Black.

Cavity weep extensions

Height	Width	Length	Colour	Product code
65mm	10mm	50mm	Natural	1144

NB. 1143 Airflow = 165mm² Free area/unit