



The Hira Company Ltd

2016  
SDA  
Collection

TEXET



The Hira Company Ltd



## About Us

Founded in UK in 1959, The Hira Group is diverse with sectors of business focused on manufacturing, distribution, wholesale, trading, retail and property.

With our roots in textiles, the group expanded to dealing globally in a wide array of products. Our mantra of business and service of our customer has allowed us to continue to grow successfully and we count some of the world's largest companies among our partners today.

## Corporate Values

Honesty and integrity are the bedrock of both business and life. We espouse these values at our core, and expect this to form the basis of long and rewarding relationships.

Respect and attitude both are within our organization and our partners. This allows us all to focus on the long term development of the group and our partnerships.

A commitment to creativity and excellence. Recognizing there are always challenges in the path of business and life, our nurturing of talent and ingenuity enable us to solve even the most difficult of issues that may arise, as well as take advantage of market opportunities when they are presented.

Our long history and the way we carry out business has allowed us to build up and earn an excellent reputation on an international scale. This is an incredibly important asset and one which we seek to nurture and protect in our future development.



**Heater** 1/3



**Fan** 4/8



**Kettle** 9/11



**Blender  
Juicer** 12/15



**Food Processor** 16/18



**Coffee Maker** 19/22



**Popcorn Maker** 23/24



**Toaster  
Sandwich Maker** 25/28



**Rice Cooker  
Slow cooker  
Halogen oven** 29/31



**Oven** 32/33



**Steam Iron** 34/17



**Vacuum Cleaner** 38/40





**Do you feel warm?**

**HH-A07S**  
Oil radiator



3 heat settings: 400W/600W/1000W  
Adjustable thermostat  
Thermal automatic cut-off  
Over heating production  
With tip-over switch  
Radiator has 5 fins  
Carry handle  
220-240v 50/60hz

Loading Qty(20'/40'/40'HQ) : 1360 / 2720 / 2960

**HH-Y02**  
Convactor  
Heater



3 heat settings: 750W, 1250W, 2000W  
Adjustable thermostat  
Thermal automatic cut-off  
Over heating production  
Large Carry handle  
220-240v 50/60hz

Loading Qty(20'/40'/40'HQ) : 900 / 1900 / 2250

**HH-11A**  
Quartz  
heater



2 heat settings: 400W, 800W  
Adjustable thermostat  
Thermal automatic cut-off  
Over heating production  
With tip-over switch  
Carry handle  
220-240v 50/60hz

Loading Qty(20'/40'/40'HQ) : 2960 / 6136 / 7200

**HH-101A**  
Halogen  
heater



3 heat settings: 400W/800W/1200W  
Adjustable thermostat  
Thermal automatic cut-off  
Over heating production  
With tip-over switch  
Oscillating function  
220-240v 50/60hz

Loading Qty(20'/40'/40'HQ) : 1350 / 2900 / 3360



**HH-488N**  
Fan heter



2 heat settings: 1000W/2000W  
Adjustable thermostat  
Thermal automatic cut-off  
Over heating production  
With tip-over switch  
Safety thermal fuse built in  
Carrying handle  
220-240v 50/60hz

Loading Qty(20'/40'/40'HQ) : 3000 / 6180 / 6960

**HH-15A**  
Fan heter



2 heat settings: 1000W/2000W  
Adjustable thermostat  
Thermal automatic cut-off  
Over heating production  
With tip-over switch  
Safety thermal fuse built in  
Carrying handle  
220-240v 50/60hz

Loading Qty(20'/40'/40'HQ) : 2556 / 5296 / 6210

**HH-120A**  
Fan heter



2 heat settings: 1000W/2000W  
Adjustable thermostat  
Thermal automatic cut-off  
Over heating production  
With tip-over switch  
Safety thermal fuse built in  
Oscillationg function  
220-240v 50/60hz

Loading Qty(20'/40'/40'HQ) : 2140 / 4302 / 5226

**HH-BL12**  
oil radiator



1 heat settings: 500W  
Adjustable thermostat  
Thermal automatic cut-off  
Over heating production  
Radiator has 5 fins  
Large Carry handle  
220-240v 50/60hz

Loading Qty(20'/40'/40'HQ) : 1995 / 4085 / 4600



**Do you feel cool?**



**FAN9D**  
Desk fan



9 inch size  
Adjustable tilt  
Oscillating function  
2 speed settings  
Push button  
Mesh grill  
220-240v 50/60hz 21w

Loading Qty(20'/40'/40'HQ) : 1872 / 3744 / 4200

**FAN12D**  
Desk fan



12 inch size  
Adjustable tilt  
Oscillating function  
3 speed settings  
Push button  
Mesh grill  
220-240v 50/60hz 40w

Loading Qty(20'/40'/40'HQ) : 1218 / 2436 / 2880

**FAN16P**  
Pedestal fan



16 inch size  
Adjustable tilt  
Adjustable height  
Oscillating function  
3 speed settings  
Push button  
Mesh grill  
220-240v 50/60hz 50w

Loading Qty(20'/40'/40'HQ) : 1100 / 2198 / 2480

**FANTOWER**  
Tower fan



29 inch size  
2 hour/120 min timer  
Oscillating function  
3 speed settings  
Push button  
Bulit-in carrying handel  
220-240v 50/60hz 45w

Loading Qty(20'/40'/40'HQ) : 1995 / 4085 / 4600



**FAN10PC**  
Desk chrome fan



**RETRO**  
*Style*  
Flamingo  
DESKTOP  
FAN

10 inch size  
Adjustable tilt  
Oscillating function  
3 speed settings  
Rotary switch control  
Metal grill  
220-240v 50/60hz 30w

Loading Qty(20'/40'/40'HQ) : 1245 / 2578/ 3024

**FAN10GC**  
Desk chrome fan




**RETRO**  
*Style*  
Spearmint  
DESKTOP  
FAN

10 inch size  
Adjustable tilt  
Oscillating function  
3 speed settings  
Rotary switch control  
Metal grill  
220-240v 50/60hz 30w

Loading Qty(20'/40'/40'HQ) : 1245 / 2578/ 3024

**FAN12C**  
Desk chrome fan



**RETRO**  
*Style*  
Chrome  
DESKTOP  
FAN

12" Desktip Fan  
Adjustable Tilt  
Oscillation Function  
3 Speed Settings (Low/Med/High)  
Rotary Switch Controls  
Metal Grill  
220-240v 50/60hz 35w

Loading Qty(20'/40'/40'HQ) : 938 / 1944 / 2280

**FAN16HVF**  
Floor chrome fan



**RETRO**  
*Style*  
Chrome  
FLOOR  
FAN

16" Floor Fan  
Adjustable Tilt  
3 Speed Settings (Low/Med/High)  
Press Button Controls  
Metal Grill  
Fully Assembled & Ready to Use  
220-240v 50/60hz 100w

Loading Qty(20'/40'/40'HQ) : 524 / 1088 / 1276



**FANUSB**  
USB fan



4 inch size  
Adjustable tilt  
Push button  
USB connector  
Quiet motor  
DC 5V

Loading Qty(20'/40'/40'HQ) : 10008 / 20700 / 24300

**MINIUSB-005**  
6 inch fan



6 inch size  
Rotate speed: 3500/min  
Push button  
USB and 4xAA batteries power supply  
Quiet motor  
DC 5V

Loading Qty(20'/40'/40'HQ) : 8480 / 17560 / 20600

**MSUSB-001**  
Water spray fan



6.75x9.5 x27cm product size  
2 plastic blades  
Water spray function  
Push button  
2xAA power supply

Loading Qty(20'/40'/40'HQ) : 10244 / 20488/ 23952

**FANMINI**  
Mini fan



5x6x10cm product size  
Plastic body  
EVA fan blades  
2xAA batteries supply  
With CDU packing

Loading Qty(20'/40'/40'HQ) : 54225 / 112704 / 132096

**MINIUSB-001**  
LED fan without light



8.5x2.4x33cm product size  
Push button  
USB connector

Loading Qty(20'/40'/40'HQ) : 35800 / 71600 / 83900

**MINIUSB-002**  
LED fan with colorful light



8.5x2.4x33cm product size  
Push button  
USB connector  
with colorful LED light

Loading Qty(20'/40'/40'HQ) : 35800 / 71600 / 83900

**MINIUSB-003**  
LED fan with message



8.5x2.4x33cm product size  
Push button  
USB connector  
with message LED light

Loading Qty(20'/40'/40'HQ) : 35800 / 71600 / 83900

**MINIUSB-004**  
LED fan with clock



8.5x2.4x33cm product size  
Push button  
USB connector  
with clock LED light

Loading Qty(20'/40'/40'HQ) : 35800 / 71600 / 83900



**IPK-001**  
Kettle



**1.7L Electric kettle**  
Heat-resistant plastic housing.  
Immersed heating element.  
Transparent water window  
Indicator light  
Automatic switching off.  
Boil dry safety cut-off  
220-240v 50/60hz 1200w

Loading Qty(20'/40'/40'HQ) : 3480 / 7248 / 8496

**BKT-0087**  
Kettle



**1.8L Electric Kettle**  
PP plastic material  
360-degree rotation  
Automatic power-off  
Overheat protection device  
With indication light  
PP plastic handle  
220-240v 50/60hz 1800w

Loading Qty(20'/40'/40'HQ) : 3708 / 7680 / 9024

**BKT-0088**  
Kettle



**1.8L Electric Kettle**  
PP plastic material  
360-degree rotation  
Automatic power-off  
Overheat protection device  
With indication light  
PP plastic handle  
220-240v 50/60hz 1800w

Loading Qty(20'/40'/40'HQ) : 3708 / 7680 / 9024

**BKT-0027**  
Kettle



**1.8L Stainless steel kettle**  
With SS underside lid  
With indicator lamp  
360 degree connector on power base  
Automatic and fuse switch off  
Boil dry safety turn-off  
Concealed heating element  
220-240v 50/60hz 1500w

Loading Qty(20'/40'/40'HQ) : 3396/ 6390 / 7500

**BKT-0041**

Kettle

STRIX  
controller

1.7L Stainless steel kettle  
 With LED power indicator inside  
 Automatic lid-opening function  
 360 degree connector on power base  
 Automatic and fuse switch off  
 With water gauge  
 #304 S/S with matt or mirror finished  
 220-240v 50/60hz 1850-2200W

Loading Qty(20'/40'/40'HQ) : 3440 / 7136 / 8472

**BKT-0042**

Kettle

STRIX  
controller

1.7L Stainless steel kettle  
 With LED power indicator inside  
 Automatic lid-opening function  
 360 degree connector on power base  
 Automatic and fuse switch off  
 With water gauge  
 #304 S/S with matt or mirror finished  
 220-240v 50/60hz 1850-2200W

Loading Qty(20'/40'/40'HQ) : 3080 / 6360 / 7544

**HWU-110**

Hot water urn



7.5 liters capacity  
 Double layer stainless steel housing  
 inner layer 304 / outer layer 430  
 With water guage and plastic tap  
 with water boiler  
 with keep warm function  
 Automatic & resettable thermostat  
 with cup holder  
 220~240V 50/60Hz 1500W

Loading Qty(20'/40'/40'HQ) : 800 / 1620/ 1840

**HWU-120**

Hot water urn



7.5 liters capacity  
 Double layer stainless steel housing  
 inner layer 304 / outer layer 430  
 With water guage and plastic tap  
 with water boiler  
 with keep warm function  
 Automatic & resettable thermostat  
 with cup holder  
 220~240V 50/60Hz 1500W

Loading Qty(20'/40'/40'HQ) : 780 / 11590 / 1780

# Healthy Life





**BL-10**  
Hand blender



**2 Speeds Controls**  
**Detachable Plastic Shaft**  
**Stainless Steel Blade**  
**Rubberised Push Buttons**  
**Powerful Motor**  
**1.2 Meter Power Chord**  
**AC 220-240V, 50/60Hz**  
**200 Watts**

Loading Qty(20'/40'/40'HQ) : 11970 / 24480 / 26460

**BL-20**  
Hand blender



**2 Speeds Controls**  
**Detachable High Grade**  
**Stainless Steel Shaft**  
**Stainless Steel Blade**  
**Rubberised Push Buttons**  
**Powerful Motor**  
**1.2 Meter Power Chord**  
**AC 220-240V, 50/60Hz**  
**200 Watts**

Loading Qty(20'/40'/40'HQ) : 1970 / 24480 / 26460

**EB-0006**  
Blender



**Glass jar Capacity: 1.5L**  
**ABS Plastic base**  
**2 speeds with pulse function**  
**Stainless steel blade**  
**Temperature controller**  
**Safety switch**  
**220-240v 50/60hz 300w**

Loading Qty(20'/40'/40'HQ) : 1824 / 3780 / 4434

**EB-0039**  
Blender



**Plastic jar Capacity: 1.5L**  
**Plastic base**  
**4 speeds with pulse function**  
**Stainless steel blade**  
**220-240v 50/60hz 300w**

Loading Qty(20'/40'/40'HQ) : 2208 / 4488 / 5292



**EB-0036**  
Blender



5 speeds available

Glass jar Capacity: 1.5L  
Metal base  
2 speeds with pulse function  
Stainless steel blade  
Temperature controller  
Safety switch  
220-240v 50/60hz 400w

Loading Qty(20'/40'/40'HQ) : 2454 / 4602 / 5400

**JE-600**  
Juice Extractor




Heavy Duty 500Watts Motor  
75mm Wide Feeding Chute  
Stainless Steel Juice Filter  
1300ml Pulp Collection Container  
600ml Transparent Juice Jar  
Pulse & 2 Speed Controls  
Safety Locking Arm  
AC 220-240V, 50/60Hz, 500W

Loading Qty(20'/40'/40'HQ) : 830 / 1710 / 2050

**PJ-008**  
Juice Extractor



Heavy Duty 850Watts Motor  
Shinning Stianless Steel Housing  
Stainless Steel Juice Filter  
2000ml Pulp Collection Container  
1000ml Transparent Juice Jar  
Pulse & 2 Speed Controls  
Safety Locking Arm  
AC 220-240V, 50/60Hz, 850W



S/S blade

Loading Qty(20'/40'/40'HQ) : 820 / 1700/ 1950



**SJ-110**  
Slow juicer



30% Juice more

Multi-color available



Gentle, vitamin-rich, juice production

Easy clean

Low speed system

High juice yield from fruit and vegetables

Fast cleaning-all parts can be completely dismantled

220-240v 50/60hz 150w

Loading Qty(20'/40'/40'HQ) : 720 / 1500 / 1750

**The Slow Juicer is a completely different mechanism where fresh juice comes from squeezing rather than grinding. Low Speed soft Squeezing System squeezes instead of grinding which allows the juice to maintain it's pure color, natural taste, nutrients and vitamins**







**FP-110**  
Food chopper



**400ml Transparent Chopping Bowl**  
**Stainless Steel chopping Blade**  
**Pulse Button Control**  
**Safety Lid Lock**  
**Chop meat and vegetables**  
**AC 220-240V, 50/60Hz, 120W**

Loading Qty(20'/40'/40'HQ) : 5880 / 12096 / 14784

**FP-100**  
Food chopper



**2 Cup Chopping Capacity**  
**Removable Stainless Steel chopping Blade**  
**Multi Purpose High Grade Blade**  
**Dual Speed Push Button Switch**  
**Safety Lid Lock**  
**Chop meat and vegetables**  
**High Performance Powerful Motor**  
**AC 220-240V, 50/60Hz, 300W**

Loading Qty(20'/40'/40'HQ) : 5760 / 11904 / 14052

**FP-130**  
Food chopper



**1 litre Transparent Chopping Bowl**  
**Stainless Steel chopping Blade**  
**Pulse Button Control**  
**Safety Lid Lock**  
**Chop meat and vegetables**  
**AC 220-240V, 50/60Hz, 250W**

Loading Qty(20'/40'/40'HQ) : 2880 / 5760 / 6720

**FP-140**  
Food chopper



**1.5 Cup Transparent Chopping Bowl**  
Stainless Steel chopping Blade  
Pulse Button Control  
Safety Lid Lock  
Easy to Chop, Mince & Dice  
AC 220-240V, 50/60Hz, 100W

Loading Qty(20'/40'/40'HQ) : 6652 / 13608 / 15552

**FP150**  
Food chopper



**Stainless Steel Chopping Blade**  
Push Button Control  
Transparent Chopping Cup  
Chops Meat & Vegetables  
Safety Lid Lock  
Acc: Chopping Blade, Egg Beater,  
Shredding Blade, & Chopping Cup  
AC 220-240V, 50/60Hz, 100W

Loading Qty(20'/40'/40'HQ) : 3108 / 6300 / 7548

**STM-001**  
Stand mixer



Dough hook



Flat beater



Egg whisk

**ABS housing**  
4L stainless steel bowl  
Electronic stepless speeds control  
Pouring chute on cover  
Detachable transparent bowl-cover  
Planetary stable mixing  
Head lock button for safety  
Acc:dough hook, whisk and flat beater  
AC 220-240V, 50/60Hz, 500W

Loading Qty(20'/40'/40'HQ) : 508 / 1116 / 1260

**STM-002**  
Stand mixer



Dough hook



Flat beater



Egg whisk

**ABS housing**  
5.5L stainless steel bowl  
8 speed setting with pulse  
Metal grinding system  
Average speed working  
Planetary stable mixing  
Two safe switch protection  
Acc:dough hook, whisk and flat beater  
AC 220-240V, 50/60Hz, 1000W

Loading Qty(20'/40'/40'HQ) : 520 / 1050 / 1250



**CF-207**  
Coffee maker



Drip Coffee Maker with 0.15L capacity:  
Swing water spout  
Nylon permanent filter  
One ceramic cup  
Suitable for making tea or coffee  
Overheat protection  
220-240v 50/60hz 300w

Loading Qty(20'/40'/40'HQ) : 7428 / 15120 / 16120


**CF-208**  
Coffee maker



Drip Coffee Maker with 0.15L capacity:  
Swing water spout  
Nylon permanent filter  
Two ceramic cup  
Suitable for making tea or coffee  
Overheat protection  
220-240v 50/60hz 500w

Loading Qty(20'/40'/40'HQ) : 3234 / 6714 / 7314

**CF-210**  
Coffee maker



12-cup (1.5L) glass carafe  
PP housing  
Auto -shut off  
Anti-drip device  
Detachable brew basket  
Water window  
220-240v 50/60hz 800w

Loading Qty(20'/40'/40'HQ) : 1296 / 2720 / 3016

**CF-220**  
Coffee maker



12-cup (1.5L) glass carafe  
Filter holder with stainless steel wrap  
Auto -shut off  
Anti-drip device  
Detachable brew basket  
Water window  
220-240v 50/60hz 800w

Loading Qty(20'/40'/40'HQ) : 1296 / 2720 / 3016



**CM-230**  
Coffee maker



14-cup (1.8L) glass carafe  
Digital control with LCD display  
With indicator light  
PP housing  
Anti-drip device  
Detachable brew basket  
Non-stick coated keep warm plate  
Water window  
220-240v 50/60hz 1000w

Loading Qty(20'/40'/40'HQ) : 1248 / 2632 / 3072

**CM-240**  
Coffee maker



14-cup (1.8L) glass carafe  
Digital control with LCD display  
With indicator light  
PP housing  
Anti-drip device  
Detachable brew basket  
Non-stick coated keep warm plate  
Water window  
220-240v 50/60hz 1000w

Loading Qty(20'/40'/40'HQ) : 1248 / 2632 / 3072

**CM-250**  
Coffee maker



12-cup (1.5L)  
High temperature resistant glass carafe  
Digital control with LCD display  
Plastic housing with stainless steel wrap  
Anti-drip device  
Detachable brew basket  
Non-stick coated keep warm plate  
With indicator light  
220-240v 50/60hz 1000w

Loading Qty(20'/40'/40'HQ) : 1228 / 2550 / 3012

**CM-260**  
Coffee maker



Coffee maker with 1.2L capacity(10-12 cups)  
Convenient anti-drip valve  
Double wall stainless steel thermo jug  
Cups warming design  
Water level indicator  
Permanent filter with handle  
Overheat protection  
220-240v 50/60hz 800w

Loading Qty(20'/40'/40'HQ) : 1560 / 3216 / 3680



**CF-300**  
Coffee maker



- 12-cup (1.5L)
- High temperature resistant glass carafe
- Digital control with LCD display
- Stainless steel panel
- Anti-drip device
- Detachable brew basket
- Non-stick coated keep warm plate
- Dual water window
- 220-240v 50/60hz 1000w

Loading Qty(20'/40'/40'HQ) : 1280/ 2684 / 2934

**CF-310**  
Coffee maker



- 12-cup (1.5L)
- High temperature resistant glass carafe
- Digital control with LCD display
- Plastic housing with S/S wrap
- Anti-drip device
- Detachable brew basket
- Swing-out filter holder
- Transparent water tank
- 220-240v 50/60hz 1050w

Loading Qty(20'/40'/40'HQ) : 1036 / 2168 / 2500

**GR-80**  
Coffee grinder



- Dry Mill
- 68 to 80g Grinding Capacity
- High Grade Stainless Steel Blade
- Stainless Steel Working Cavity
- Transparent Lid
- Extra Durable Motor
- Best for Coffee & Dry Condiments
- AC 220-240V, 50/60Hz, 120-160W

Loading Qty(20'/40'/40'HQ) : 11160 / 22728 / 27696

**GR-90**  
Coffee grinder



- Dry Mill
- 85g Grinding Capacity
- Stainless Steel housing
- High Grade Stainless Steel Blade
- Stainless Steel Working Cavity
- Transparent Lid
- Best for Coffee & Dry Condiments
- AC 220-240V, 50/60Hz, 180W

Loading Qty(20'/40'/40'HQ) : 10560 / 21600 / 25440



**PM-40**  
Popcorn maker



**Air Circulation Technology**  
**Oil-less Preparation**  
**Transparent Lid**  
**Multi-purpose Cup-Spoon**  
**Convenient On-Off Switch**  
**Overflow Slide-out Design**  
**40-60g Per Shot Capacity**  
**AC 220-240V, 50/60Hz, 1200W**

Loading Qty(20'/40'/40'HQ) : 4560 / 9648 / 11160

**PM-50**  
Popcorn maker



**Air Circulation Technology**  
**Oil-less Preparation**  
**Transparent Lid**  
**Multi-purpose Cup-Spoon**  
**Convenient On-Off Switch**  
**Overflow Slide-out Design**  
**40-60g Per Shot Capacity**  
**AC 220-240V, 50/60Hz, 1200W**

Loading Qty(20'/40'/40'HQ) : 3864 / 7740 / 8928

**PM-60**  
Popcorn maker



**Air Circulation Technology**  
**Oil-less Preparation**  
**Convenient On-Off Switch**  
**Overflow Slide-out Design**  
**40-60g Per Shot Capacity**  
**AC 220-240V, 50/60Hz, 1200W**

Loading Qty(20'/40'/40'HQ) : 1230 / 2520 / 2940

**PM-70**  
Popcorn maker



**Popcorn made by heating plate**  
**Can add butter, oil, sugar,**  
**salt or other spices**  
**2.5L, 60-80g/popping**  
**AC 220-240V, 50/60Hz, 700W**

Loading Qty(20'/40'/40'HQ) : 1300/ 2640 / 3092



**TS-105**  
Toaster



2 Slice Toasting Slots  
Variable electronic timing control  
Self-centering guides  
Slide out crumb tray  
Pilot Rotary Control Knob  
Reheat, De-frost & Cancel Buttons  
Automatic Pop-up and Switch Off  
AC 220-240V, 50/60Hz, 700W

Loading Qty(20'/40'/40'HQ) : 3120 / 6252 / 7956

**TS-110**  
Toaster



2 Slice Double Toasting Slots  
Removable Crumb Tray  
Electronic Control for Ideal Toasting  
7 Level Browning Control  
Pilot Rotary Control Knob  
Reheat, De-frost & Cancel Buttons  
Automatic Pop-up and Switch Off  
Stainless Steel Side Walls  
AC 220-240V, 50/60Hz, 750W

Loading Qty(20'/40'/40'HQ) : 3576 / 7140 / 8610

**TS-120**  
Toaster



4 slice cool touch S/S toaster  
Multifunction: Reheat, Cancel, Defrost;  
Self-centering guides optional  
Variable electronic timing control  
Auto pop up and auto shut off  
Slide out crumb tray easy to clean  
Indicator light & Cord storage  
AC 220-240V, 50/60Hz, 1400-1600W

Loading Qty(20'/40'/40'HQ) : 1412 / 2900 / 3396

**TS-125**  
Toaster



4 slice cool touch S/S toaster  
Multifunction: Frozen, Reheat, Bagel Cancel  
Self-centering guides optional  
Variable electronic timing control  
Auto pop up and auto shut off  
Slide out crumb tray easy to clean  
Indicator light & Cord storage  
AC 220-240V, 50/60Hz, 1450-1750W

Loading Qty(20'/40'/40'HQ) : 900 / 1838 / 2154



**SM-210**  
Sandwich maker



2 Slice Sandwich Press  
Non-stick Coated Plates  
Power ON & Ready Indicator Lights  
Cool Touch Housing  
Convenient Handle Lock  
Thermostat Control  
Anti Skid Rubber Feet  
AC 220-240V, 50/60Hz, 750W

Loading Qty(20'/40'/40'HQ) : 4200 / 8400 / 9900

**SM-220**  
Sandwich maker



2 Slice Sandwich Press  
Non-stick Coated Plates  
Power ON & Ready Indicator Lights  
Cool Touch Housing  
Convenient Handle Lock  
Thermostat Control  
Anti Skid Rubber Feet  
AC 220-240V, 50/60Hz, 700-800W

Loading Qty(20'/40'/40'HQ) : 4304 / 8920 / 10000

**SM-310**  
3 in 1 Sandwich maker



Waffle/Grill/Sandwich plates  
Power ON & Ready Indicator Lights  
Automatic thermostat controlled  
Removable non-stick coating plates  
Cord wrap facility  
Over heating protection & Safety cut off  
Cool touch handle  
220~240V 50/60Hz 700-800W

Loading Qty(20'/40'/40'HQ) : 2176 / 4416 / 5004

**SM-320**  
3 in 1 Sandwich maker



Waffle/Grill/Sandwich plates  
Power ON & Ready Indicator Lights  
Automatic thermostat controlled  
Removable non-stick coating plates  
Cord wrap facility  
Over heating protection & Safety cut off  
Cool touch handle & Deluxe Stainless Steel cover  
220~240V 50/60Hz 700-800W

Loading Qty(20'/40'/40'HQ) : 1984 / 4320 / 4960

**SM-220G**  
Panini press



**2 Slice Sandwich Grill Press**  
**Non-stick Coated Plates**  
**Power ON & Ready Indicator Lights**  
**Stainless Steel Top Cover**  
**Multi-purpose grill burgers, chicken, even steaks**  
**Convenient Handle Lock**  
**Thermostat Control**  
**AC 220-240V, 50/60Hz, 1000W**

Loading Qty(20'/40'/40'HQ) : 1950 / 3900 / 4740



**SM-10G**  
Panini press



**2 Slice Sandwich Grill Press**  
**Non-stick Coated Plates**  
**Power ON & Ready Indicator Lights**  
**Stainless Steel Top Cover**  
**Multi-purpose grill burgers, chicken, even steaks**  
**Convenient Handle Lock**  
**Thermostat Control**  
**AC 220-240V, 50/60Hz, 1300-1500W**

Loading Qty(20'/40'/40'HQ) : 1920 / 3888 / 4416

**SM-520G**  
Panini press



Oil Drip Pan

**4 Slice Sandwich Grill Press**  
**Non-stick Coated Plates**  
**Power ON & Ready Indicator Lights**  
**Stainless Steel Top Cover**  
**Multi-purpose grill burgers, chicken, even steaks**  
**Convenient Handle Lock**  
**Oil Drip Pan**  
**Thermostat Control**  
**AC 220-240V, 50/60Hz, 1800-2000W**

Loading Qty(20'/40'/40'HQ) : 1320 / 2760 / 3164

**SM-620G**  
Panini press



Oil Drip Pan

**4 Slice Sandwich Grill Press**  
**Non-stick Coated Plates**  
**Power ON & Ready Indicator Lights**  
**Stainless Steel Top Cover**  
**Multi-purpose grill burgers, chicken, even steaks**  
**Convenient Handle Lock**  
**Oil Drip Pan**  
**Thermostat Control**  
**AC 220-240V, 50/60Hz, 1800-2000W**

Loading Qty(20'/40'/40'HQ) : 1320 / 2760 / 3164





**RC-1501**  
Rice cooker



400W	500W	650W	700W	900W	1000W	1200W
1.0L	1.2L	1.5L	1.8L	2.2L	2.8L	3.2L

**1.5 Litre Capacity**  
**Steel Housing & Non Stick Cooking Pot**  
**Cook & Keep Warm Functions**  
**LED Indicator Lights**  
**Acc: Food Steamer Tray,**  
**Rice Spoon & Measuring Cup**  
**Drip Water Collection Tray**  
**Anti Skid Rubber Feet**  
**AC 220-240V, 50/60Hz, 500W**

Loading Qty(20'/40'/40'HQ) : 1648 / 3420 / 4008

**RC-1804**  
Rice cooker



400W	400W	700W	900W	1000W
1.0L	1.5L	1.8L	2.2L	2.8L

**1.8 Litre Capacity**  
**Steel Housing & Non Stick Cooking Pot**  
**Cook & Keep Warm Functions**  
**LED Indicator Lights**  
**Anti Skid Rubber Feet**  
**Acc: aluminum tray, measuring cup, and spoon**  
**AC 220-240V, 50/60Hz, 700W**

Loading Qty(20'/40'/40'HQ) : 1216 / 2560 / 2880

**RC-1805**  
Rice cooker



400W	400W	700W	900W	1000W
1.0L	1.5L	1.8L	2.2L	2.8L

**1.8 Litre Capacity**  
**Steel Housing & Non Stick Cooking Pot**  
**Cook & Keep Warm Functions**  
**LED Indicator Lights**  
**Anti Skid Rubber Feet**  
**Acc: aluminum tray, measuring cup, and spoon**  
**AC 220-240V, 50/60Hz, 700W**

Loading Qty(20'/40'/40'HQ) : 1216 / 2560 / 2880

**MC-450**  
Multi cooker



500W	700W	900W	1000W	1200W
1.2L	1.8L	2.2L	2.8L	3.2L

**1.2 Litre Capacity**  
**Steel Housing & Non Stick Cooking Pot**  
**14 Functions: Time, Rice, Porridge,**  
**Beans, Bone, Meat, Cake, Hot pot, Pizza,**  
**Chicken, Yogurt, Soup, Heat up, Warm**  
**Acc: Food Steamer Tray,**  
**Rice Spoon & Measuring Cup**  
**Drip Water Collection Tray**  
**AC 220-240V, 50/60Hz, 500W**

Loading Qty(20'/40'/40'HQ) :



**SL-35**  
Slow cooker



3.5L capacity  
3 heat settings: low, high and keep warm  
Oval shape  
Dishwasher safe crock-pot and tough-glass lid  
Cool touch handles  
skid-proof rubber feet  
AC 220-240V, 50/60Hz, 225W

Loading Qty(20'/40'/40'HQ) : 1180 / 2360 / 2720

**SL-65**  
Slow cooker



6.5L capacity  
3 heat settings: low, high and keep warm  
Oval shape  
Dishwasher safe crock-pot and tough-glass lid  
Cool touch handles  
skid-proof rubber feet  
AC 220-240V, 50/60Hz, 265W

Loading Qty(20'/40'/40'HQ) : 750 / 1500 / 1760

**HAO-150**  
Halogen oven



12L capacity, up to 17L with extender ring  
Multifunctional: Broils-Roasts-Bakes-Grills-  
BBQ-Broils without water-Fries without oil  
-Steams-defrosts-disinfects  
Heat resistant glass bowl  
Safety and energy-saving micro-switch  
Amazing automatic self-cleaning  
Acc: high rack, low rack, tongs, extender ring  
220~240V 50/60Hz 1200-1400W

Loading Qty(20'/40'/40'HQ) : 840/ 1760/ 1984

**HAO-200**  
Halogen oven



12L capacity, up to 17L with extender ring  
Digital control  
Multifunctional: Broils-Roasts-Bakes-Grills-  
BBQ-Broils without water-Fries without oil  
-Steams-defrosts-disinfects  
Heat resistant glass bowl  
Safety and energy-saving micro-switch  
Amazing automatic self-cleaning  
Acc: high rack, low rack, tongs, extender ring  
220~240V 50/60Hz 1200-1400W

Loading Qty(20'/40'/40'HQ) : 840 / 1680 / 1920





### OT-901 Oven

A13 Pass

Double glass



Bake tray



Wire rack



Tray handle

9 liters capacity  
 plastic door fram & handle & 2 knobs  
 30 minutes timer with bell ring  
 100°C-230°C degree temperature selector  
 2 quartz tube heating elements  
 Power indicator lamp  
 Fit 4 slices bread & 9 inch pizza  
 Acc: bake tray, tray handle,wire rack  
 220-240v 50/60hz 800w

Loading Qty(20'/40'/40'HQ) : 932 / 1956 / 2216

### OT-902 Oven

A13 Pass

Double glass



Bake tray



Wire rack



Tray handle

9 liters capacity  
 plastic door fram & handle & 2 knobs  
 30 minutes timer with bell ring  
 100°C-230°C degree temperature selector  
 2 quartz tube heating elements  
 Power indicator lamp  
 Fit 4 slices bread & 9 inch pizza  
 Acc: bake tray, tray handle,wire rack  
 220-240v 50/60hz 800w

Loading Qty(20'/40'/40'HQ) : 1024 / 2080 / 2460

### OT-1001 Oven

A13 Pass

Double glass



Bake tray



Wire rack



Tray handle

10 liters capacity  
 plastic door fram & handle & 2 knobs  
 30 minutes timer with bell ring  
 Temperature control up to 250°C  
 2 quartz tube heating elements  
 Power indicator lamp  
 Acc: bake tray, tray handle,wire rack  
 220-240v 50/60hz 800w

Loading Qty(20'/40'/40'HQ) : 1020 / 2040 / 2344

### OT-1610 Oven

A13 Pass

Double glass



Bake tray



Wire rack



Tray handle


16 liters capacity  
 plastic door fram & metal handle & 3 knobs  
 60 minutes timer with bell ring  
 Temperature control up to 250°C  
 4 stainless steel heating elements  
 Power indicator lamp  
 Acc: bake tray, tray handle,wire rack  
 220-240v 50/60hz 1200w

Loading Qty(20'/40'/40'HQ) : 550 / 1100 / 1300





**IRN-021**  
Steam iron



Dry/Spray Function  
Temperature Control Dial  
Indicator Light  
Optional Soleplate:  
Non-stick / SS  
220-240v 50/60hz 1000-1600w

Loading Qty(20'/40'/40'HQ) : 5600 / 11480 / 13120

**IRN-012**  
Steam iron



Dry/Steam/Spray Function  
Adjustable Steam Control  
Temperature Control Dial  
Indicator Light  
Optional Soleplate:  
Non-stick / SS / Ceramic  
220-240v 50/60hz 1000-1600w

Loading Qty(20'/40'/40'HQ) :

**IRN-011**  
Steam iron



Dry/Steam/Spray Function  
Selfclean Function  
Adjustable Steam Control  
Temperature Control Dial  
Indicator Light  
Optional Soleplate:  
Non-stick / SS / Ceramic  
220-240v 50/60hz 1200w

Loading Qty(20'/40'/40'HQ) : 6300 / 12600 / 14232

**IRN-022**  
Steam iron



Dry/Steam/Spray/Burst Function  
Selfclean Function  
Adjustable Steam Control  
Temperature Control Dial  
Indicator Light  
Optional Soleplate:  
Non-stick / SS / Ceramic  
220-240v 50/60hz 1600w

Loading Qty(20'/40'/40'HQ) : 6600 / 13200 / 15300

**IRN-023**  
Steam iron



Dry/Steam/Spray/Burst Function  
Selfclean Function  
Adjustable Steam Control  
Temperature Control Dial  
Indicator Light  
Optional Soleplate:  
Non-stick / SS / Ceramic  
220-240v 50/60hz 1800-2200w

Loading Qty(20'/40'/40'HQ) : 5410/ 11210 / 13150

**IRN-024**  
Steam iron



Dry/Steam/Spray/Burst Function  
Selfclean Function  
Adjustable Steam Control  
Temperature Control Dial  
Indicator Light  
Optional Soleplate:  
Non-stick / SS / Ceramic  
220-240v 50/60hz 1800-2200w

Loading Qty(20'/40'/40'HQ) : 4410 / 9300 / 10600

**IRN-025**  
Steam iron



Dry/Steam/Spray/Burst Function  
Selfclean Function  
Adjustable Steam Control  
Temperature Control Dial  
Indicator Light  
Optional Soleplate:  
Non-stick / SS / Ceramic  
220-240v 50/60hz 1800-2200w

Loading Qty(20'/40'/40'HQ) : 4410 / 9300 / 10600

**IRN-026**  
Steam iron



Dry/Steam/Spray/Burst Function  
Selfclean Function  
Adjustable Steam Control  
Temperature Control Dial  
Indicator Light  
Optional Soleplate:  
Non-stick / SS / Ceramic  
220-240v 50/60hz 1600-2200w

Loading Qty(20'/40'/40'HQ) : 3580 / 7120 / 8330



**IRN-027**  
Steam iron



Dry/Steam/Spray/Burst Function  
Selfclean Function  
Adjustable Steam Control  
Temperature Control Dial  
Indicator Light  
Optional Soleplate:  
Non-stick / SS / Ceramic  
220-240v 50/60hz 1600-2200w

Loading Qty(20'/40'/40'HQ) : 3580 / 7120 / 8330

**IRN-028**  
Steam iron



Dry/Steam/Spray/Burst Function  
Selfclean Function  
Adjustable Steam Control  
Temperature Control Dial  
Indicator Light  
Optional Soleplate:  
Non-stick / SS / Ceramic  
220-240v 50/60hz 1600-2200w

Loading Qty(20'/40'/40'HQ) : 3580 / 7120 / 8330

**IRN-029**  
Steam iron



Dry/Steam/Spray/Burst Function  
Selfclean Function  
Adjustable Steam Control  
Temperature Control Dial  
Indicator Light  
Optional Soleplate:  
Non-stick / SS / Ceramic  
220-240v 50/60hz 1600-2200w

Loading Qty(20'/40'/40'HQ) : 3580 / 7120 / 8330

**IRN-030**  
Steam iron



Dry/Steam/Spray/Burst Function  
Selfclean Function  
Adjustable Steam Control  
Temperature Control Dial  
Indicator Light  
Optional Soleplate:  
Non-stick / SS / Ceramic  
220-240v 50/60hz 1600-2200w

Loading Qty(20'/40'/40'HQ) : 3600 / 7200 / 8400







**CVC-S20**  
Cyclone  
Vacuum cleaner



**Upright 2in1 Stick & Handy**  
**0.5L Dust Cup Capacity**  
**On/off on Unit Body**  
**Washable Filter**  
**Transparent Dust tank**  
**Special Low Noise**  
**Acc: Nozzle and small Tool Suite**  
**220-240v 50/60hz 400w**

Loading Qty(20'/40'/40'HQ) : 2300 / 4800 / 5600

**CVC-S30**  
Cyclone  
Vacuum cleaner




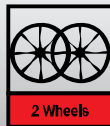
**Light Weight**  
**1.5L Dust Cup Capacity**  
**Hepa Filter Washable and Usable**  
**Hose Swivel 360 Degrees Rotation**  
**2pcs Plastic Tubes**  
**With Handle on Dust Cup**  
**Acc: Nozzle and Crevice Tool Suite**  
**220-240v 50/60hz 800w**

Loading Qty(20'/40'/40'HQ) : 970 / 2000 / 2330

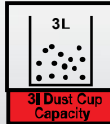
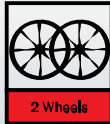
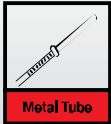
**CVC-006**  
Cyclone  
Vacuum cleaner



**1.8L Dust Cup Capacity**  
**Hepa Filter Washable and Usable**  
**With Speed Control**  
**Hose Swivel 360 Degrees Rotation**  
**Metal Tubes**  
**Automatic Cord Rewinder**  
**Elegant Design on Wheel Cap**  
**Acc: Nozzle and Crevice Tool Suite**  
**220-240v 50/60hz 1400w**



Loading Qty(20'/40'/40'HQ) : 700 / 1400 / 1600



**3L Dust Cup Capacity**  
**Hepa Filter Washable and Usable**  
**With Speed Control**  
**Hose Swivel 360 Degrees Rotation**  
**Metal Tubes**  
**Automatic Cord Rewinder**  
**Elegant Design on Wheel Cap**  
**Acc: Nozzle and Crevice Tool Suite**  
**220-240v 50/60hz 1600-2200w**

**Loading Qty(20'/40'/40'HQ) : 610 / 1340 / 1480**



## The Hira Company Ltd

The Hira Company Limited  
Email: [enquiries@hira.co.uk](mailto:enquiries@hira.co.uk)  
Trade Website: [www.texet.com](http://www.texet.com)

### Hong Kong

Hira House Limited  
Email: [info@hira.com.hk](mailto:info@hira.com.hk)  
Website: [www.texet.com](http://www.texet.com)

### Spain

Hira Company S.A.  
Email: [info@bellavistaresidential.com](mailto:info@bellavistaresidential.com)  
Website: [www.bellavistaresidential.com](http://www.bellavistaresidential.com)

### China

Hira House (Guangzhou) Limited  
Email: [info@hira.com.cn](mailto:info@hira.com.cn)  
Website: [www.hira.com.cn](http://www.hira.com.cn)

### Vietnam

Hira House (Vietnam) Ltd  
Email: [vn@hira.com.hk](mailto:vn@hira.com.hk)  
Website: [www.texet.com.vn](http://www.texet.com.vn)

### India

Texet Technologies Pvt Ltd  
Email: [sales@texet.co.in](mailto:sales@texet.co.in)  
Website: [www.texet.co.in](http://www.texet.co.in)

**TEXET**