

TEMPORARY

FIRE ALARM

Log Book

Company Name:

Premises Address:

Location of Log Book:

Name of Responsible Person:

Emergency Contact Number:

Fire Marshal 1:

Fire Marshal 2:

Assembly point:

Useful Numbers

Fire Alarm Maintenance:

Site Manager:


Temporary fire alarm system
Not in accordance with:- EN 54 or BS5839



BULL[®]
securing your safety

Fire Escape Route Plan Muster Point

Space to insert fire plan



Fire Alarm System Record Of Equipment

Initial Installation Date	
Customer Job Number	
Site Key	

	Name	Number
Key Holder 1		
Key Holder 2		
Key Holder 3		
Key Holder 4		
Key Holder 5		

Alarm System	
Panel Type	

Comments and Recommendations

Zone Installation Date		Firmware Version	
Zone Commission Date		Programming Specifics	

Zone 1	Device Type	Location	Zone 1	Device Type	Location
0			16		
1			17		
2			18		
3			19		
4			20		
5			21		
6			22		
7			23		
8			24		
9			25		
10			26		
11			27		
12			28		
13			29		
14			30		
15			31		

Fire Alarm System Record Of Equipment

Zone Installation Date		Firmware Version	
Zone Commission Date		Programming Specifics	

Zone 2	Device Type	Location	Zone 2	Device Type	Location
0			16		
1			17		
2			18		
3			19		
4			20		
5			21		
6			22		
7			23		
8			24		
9			25		
10			26		
11			27		
12			28		
13			29		
14			30		
15			31		

Zone Installation Date		Firmware Version	
Zone Commission Date		Programming Specifics	

Zone 3	Device Type	Location	Zone 3	Device Type	Location
0			16		
1			17		
2			18		
3			19		
4			20		
5			21		
6			22		
7			23		
8			24		
9			25		
10			26		
11			27		
12			28		
13			29		
14			30		
15			31		

Fire Alarm System Record Of Equipment

Zone Installation Date		Firmware Version	
Zone Commission Date		Programming Specifics	

Zone 4	Device Type	Location	Zone 4	Device Type	Location
0			16		
1			17		
2			18		
3			19		
4			20		
5			21		
6			22		
7			23		
8			24		
9			25		
10			26		
11			27		
12			28		
13			29		
14			30		
15			31		

Zone Installation Date		Firmware Version	
Zone Commission Date		Programming Specifics	

Zone 5	Device Type	Location	Zone 5	Device Type	Location
0			16		
1			17		
2			18		
3			19		
4			20		
5			21		
6			22		
7			23		
8			24		
9			25		
10			26		
11			27		
12			28		
13			29		
14			30		
15			31		

Fire Alarm System Record Of Equipment

Zone Installation Date		Firmware Version	
Zone Commission Date		Programming Specifics	

Zone 6	Device Type	Location	Zone 6	Device Type	Location
0			16		
1			17		
2			18		
3			19		
4			20		
5			21		
6			22		
7			23		
8			24		
9			25		
10			26		
11			27		
12			28		
13			29		
14			30		
15			31		

Zone Installation Date		Firmware Version	
Zone Commission Date		Programming Specifics	

Zone 7	Device Type	Location	Zone 7	Device Type	Location
0			16		
1			17		
2			18		
3			19		
4			20		
5			21		
6			22		
7			23		
8			24		
9			25		
10			26		
11			27		
12			28		
13			29		
14			30		
15			31		

Fire Alarm System Record Of Equipment

Zone Installation Date		Firmware Version	
Zone Commission Date		Programming Specifics	

Zone 8	Device Type	Location	Zone 8	Device Type	Location
0			16		
1			17		
2			18		
3			19		
4			20		
5			21		
6			22		
7			23		
8			24		
9			25		
10			26		
11			27		
12			28		
13			29		
14			30		
15			31		

Zone Installation Date		Firmware Version	
Zone Commission Date		Programming Specifics	

Zone 9	Device Type	Location	Zone 9	Device Type	Location
0			16		
1			17		
2			18		
3			19		
4			20		
5			21		
6			22		
7			23		
8			24		
9			25		
10			26		
11			27		
12			28		
13			29		
14			30		
15			31		

Fire Alarm System Record Of Equipment

Zone Installation Date		Firmware Version	
Zone Commission Date		Programming Specifics	

Zone 10	Device Type	Location	Zone 10	Device Type	Location
0			16		
1			17		
2			18		
3			19		
4			20		
5			21		
6			22		
7			23		
8			24		
9			25		
10			26		
11			27		
12			28		
13			29		
14			30		
15			31		

Zone Installation Date		Firmware Version	
Zone Commission Date		Programming Specifics	

Zone 11	Device Type	Location	Zone 11	Device Type	Location
0			16		
1			17		
2			18		
3			19		
4			20		
5			21		
6			22		
7			23		
8			24		
9			25		
10			26		
11			27		
12			28		
13			29		
14			30		
15			31		

Fire Alarm System Record Of Equipment

Zone Installation Date		Firmware Version	
Zone Commission Date		Programming Specifics	

Zone 12	Device Type	Location	Zone 12	Device Type	Location
0			16		
1			17		
2			18		
3			19		
4			20		
5			21		
6			22		
7			23		
8			24		
9			25		
10			26		
11			27		
12			28		
13			29		
14			30		
15			31		

Zone Installation Date		Firmware Version	
Zone Commission Date		Programming Specifics	

Zone 13	Device Type	Location	Zone 13	Device Type	Location
0			16		
1			17		
2			18		
3			19		
4			20		
5			21		
6			22		
7			23		
8			24		
9			25		
10			26		
11			27		
12			28		
13			29		
14			30		
15			31		

Fire Alarm System Record Of Equipment

Zone Installation Date		Firmware Version	
Zone Commission Date		Programming Specifics	

Zone 14	Device Type	Location	Zone 14	Device Type	Location
0			16		
1			17		
2			18		
3			19		
4			20		
5			21		
6			22		
7			23		
8			24		
9			25		
10			26		
11			27		
12			28		
13			29		
14			30		
15			31		

Zone Installation Date		Firmware Version	
Zone Commission Date		Programming Specifics	

Zone 15	Device Type	Location	Zone 15	Device Type	Location
0			16		
1			17		
2			18		
3			19		
4			20		
5			21		
6			22		
7			23		
8			24		
9			25		
10			26		
11			27		
12			28		
13			29		
14			30		
15			31		

Fire Alarm System Record Of Equipment

Weekly Fire Alarm Test Checklist:

External Damage

Broken Hinges
Broken Sounders
Broken LED's
Broken Aerials
Broken Detector Heads

Internal Damage

Water ingress visible
Battery damage

External Contamination

Any visible contamination with smoke detectors

Sounder Tests – Please see Below:

To activate the system, press any call point or press the 'Evacuate' button on the Control Panel
Once you have confirmed all the units are sounding, you can cancel the alarm by holding any call point down for 10 seconds or by pressing the 'Silence System' button on the Control Panel

Connectivity Tests – Please see Below:

Menu > Settings > Diagnostics > Alarm Unit Test

This will show the following:

LEFT: ON (2hrs) RIGHT: OFF (now)

If you select the Left Arrow on the Control Panel keypad, this will switch the Originator LED on all the Cygnus units reading back to the panel. You will then have two hours to walk round site and confirm which units have the Originator LED showing. If you then press the Right Arrow on the Control Panel keypad this will turn the Originator LED off (these will automatically turn off after the 2 hours)

Battery Checks

Any alarm with a flashing red LED indicates that the unit has a low battery. This indicates there is a month left on the battery within the unit and it will need to be exchanged for a new battery when possible.

Fire Alarm System Weekly Test Record

Use checklist on page 13 when carrying out weekly fire alarm inspection

Date	Fire Alarm / Detector Tested	Unit and System Working Satisfactory Yes / No	Remedial Action Taken	Signature

Fire Alarm Activations Record

Date	Reason for Activation	Zone / Device No.	Action Required	Signature

Fire Extinguisher System Weekly Checklist

Weekly Fire Extinguisher Test Checklist:

External Damage

Checking for Rust
Missing Bases
Missing Anti-Tamper Tags
Hose Damage and
Handle Damage

Gauge Check

If the Gauge is showing as 'Red', this indicates the unit has been discharged and needs to be replaced.

CO2's

Ensure 'horn' nut is tight.

Date Checks

Ensure the dates are within the correct ranges. If they are showing as due within the current month, please arrange a service to ensure site is fully compliant. Please note you do have a month either side of this date to get the units serviced.

Fire Extinguisher Weekly Inspection Record

Use checklist on page 19 when carrying out weekly fire extinguisher inspections

Date	No. of Units Inspected	Satisfactory Yes / No	Checked by	Action Taken	Signature


Fire Extinguisher Weekly Inspection Record

Use checklist on page 19 when carrying out weekly fire extinguisher inspections

Date	No. of Units Inspected	Satisfactory Yes / No	Checked by	Action Taken	Signature


Fire Extinguisher/ Fire Point Location Plan

Space to insert fire plan



Signage Inspection Record

Space to insert fire plan




Emergency Lighting Inspection Record

Date	Type of Test	Remedial Action Required	Date Completed	Signature

Emergency Lighting Plan

Space to insert emergency lighting plan



Notes:

Notes:

TEMPORARY

FIRE ALARM

Log Book

Temporary fire alarm system
Not in accordance with:- EN 54 or BS5389

Bull Products Ltd.
Beacon House
4 Beacon Road
Rotherwas Industrial Estate
Hereford, HR2 6JF

01432 371170

sales@bullproducts.co.uk
www.bullproducts.co.uk



BULL
securing your safety