

oilite[®]


BEARINGS



Tel +44 (0)1235 815816 • Fax +44 (0)1235 811234
E-mail oilite@bowman.co.uk

Contents

	Page
The industry standard	1
Metric plain bearings to ISO 2795	2-3
Metric flanged bearings to ISO 2795	4
French metric plain bearings (F7 / s7 – F8/s8 tolerances)	5
French metric flanged bearings (F8 / s8 tolerances)	6
German metric plain bearings to DIN 1850 (G7/r6 tolerances)	7
German metric flanged bearings to DIN 1850 (G7/r6 tolerances)	7
Inch plain bearings	8
Inch flanged bearings	9
Inch thrust washers	9
Cored bars	10
Solid bars	11
Plates	11
Metric Spherical Bearings	12



Technical Data

Technical information	14
Materials and Lubricants	15
Metric plain bearings to ISO 2795 – fitting data	16
Metric flanged bearings to ISO 2795 – fitting data	17
French metric plain bearings – fitting data	18
French metric flanged bearings – fitting data	19
German metric plain bearings to DIN 1850 – fitting data	20
German metric flanged bearings to DIN 1850 – fitting data	20
Inch plain bearings – fitting data	21
Inch flanged bearings – fitting data	22
Structural Parts	23



oilite®
BEARINGS



LRQ 0960929

The industry standard

Oilite® has been acknowledged as the undisputed market leader in self-lubricating bearings for almost 80 years, and today sets the standard for other products with its quality and reliability.

The extensive technical knowledge and manufacturing resources behind Oilite® have resulted in a vast array of sophisticated, high quality components that are supplied to a wide range of industries, throughout the world.

Widest range in Europe

As well as being the UK's number one choice, Oilite® bearings are also produced for other EU markets and offer the widest choice of self-lubricating bearings anywhere in Europe. Standard stock ranges are available in metric and inch. To ensure that customers have the benefit of fast delivery, a large range of European sizes are always stocked.

- 1000 European standard sizes
- Stock holding for fast delivery

There are now five standard stock ranges, ISO Metric, Inch, DIN 1850, French Metric and Scandinavian Metric.

Bespoke products

Where customer requirements are not met by stock items, our bespoke service enables us to produce both bronze and iron bearings and customer specified structural parts that are specifically designed to meet individual requirements.

Manufacturing quality and efficiency

Our manufacturing facilities are highly automated for maximum efficiency and competitiveness. Rigorous quality control procedures are adopted at all stages of manufacture.

Custom Machining

Bowman also specialise in machining Oilite® self-lubricating bearings and plates to meet individual specifications and tolerances. This service provides, for example, one-off requirements in machine maintenance or limited production runs in the OEM design field or for prototype testing before committing to tooling. Specialist tools and machining techniques are employed. This maintains the performance characteristics and physical properties which are the prerequisite of these components.

Certification

The company is certified to the Quality Management Systems requirement of ISO 9001:2000 by LRQA Certificate No. LRQ0960929 and is approved for use by:

- Augusta Westland
- Messier Dowty.

Certificates of conformity & Certificates of material analysis are supplied by request.

CLICK HERE to view ISO 9001:2000 certificate.

Special Lubricants & Additives

The standard stock range of Oilite® bearings is impregnated with a mineral oil SAE 30 viscosity; all machined Oilite® bearings and plates are supplied fully impregnated after machining. A wide range of lubricants with varying temperature ranges are available to meet specific requirements. Lubricant additives are also available to impart anti-wear properties in marginal lubrication conditions such as stainless steel shaft applications.

Technical Advice

Extensive technical resources are available to resolve bearing problems. Engineers are always available to discuss projects in detail, without obligation.

Oilite® conforms to DIN 1850/ISO 2795

Oilite® metric bearings are manufactured to the tolerances set out in ISO 2795 - Plain Bearings from Sintered Material. The German stock range of bearings conform to DIN 1850.

Material Choice

Standard Oilite® - oil retaining tin bronze is the generally specified material. It gives a good balance between strength, wear resistance, conformability and durability in operation. Ideal in a wide variety of applications where "self lubricating" properties are required over a long period of time.

Super Oilite® – an iron copper material suited to high static loads and slow oscillatory motion.

Iron Oilite® – 100% iron oil-retaining bearings provide an ideal solution in high stress low revolution applications.

Bowman International Limited reserve the right to change specifications without prior notice E & OE


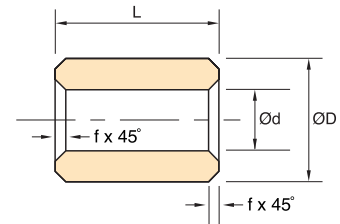
BOWMAN INTERNATIONAL LIMITED

10 Isis Court, Wyndyke Furlong, Abingdon Business Park, Abingdon, Oxfordshire, OX14 1DZ England
Tel +44 (0)1235 815816 Fax +44 (0)1235 811234 E-mail oilite@bowman.co.uk Website www.bowman.co.uk



Metric plain bearings to ISO 2795

Part Code	Inner Diameter			Outer Diameter			Basic L (js13)	Tolerances	
	Basic	Min.	Max.	Basic	Min.	Max.		ID	OD
AM 0204*	2	2.014	2.024	4	4.015	4.027	4	E7	r7
AM 0205	2	2.002	2.012	5	5.019	5.031	2 4 3	G7	s7
AM 0305	3	3.002	3.012	5	5.019	5.031	3 4 6	G7	s7
AM 0306	3	3.002	3.012	6	6.019	6.031	3 4 6	G7	s7
AM 0308*	3	3.02	3.032	8	8.019	8.034	4	E7	r7
AM 0407	4	4.004	4.016	7	7.023	7.038	3 4 6	G7	s7
AM 0408	4	4.004	4.016	8	8.023	8.038	4 6 8 12	G7	s7
AM 0410*	4	4.02	4.032	10	10.023	10.041	8	E7	r7
AM 0508	5	5.004	5.016	8	8.023	8.038	4 5 8 10 12 16	G7	s7
AM 0509	5	5.004	5.016	9	9.023	9.038	4 5 8	G7	s7
AM 0510*	5	5.02	5.032	10	10.023	10.041	6 8 10	E7	r7
AM 0512*	5	5.02	5.032	12	12.023	12.041	10	E7	r7
AM 0609	6	6.004	6.016	9	9.023	9.038	4 6 10 12 16	G7	s7
AM 0610	6	6.004	6.016	10	10.023	10.038	4 6 10 12 16	G7	s7
AM 0612*	6	6.025	6.04	12	12.023	12.041	6 8 12	E7	r7
AM 0614*	6	6.025	6.04	14	14.023	14.041	12	E7	r7
AM 0710	7	7.005	7.020	10	10.023	10.038	5 8 10	G7	s7
AM 0711	7	7.005	7.020	11	11.028	11.046	8 10	G7	s7
AM 0811	8	8.005	8.020	11	11.028	11.046	6 8 12	G7	s7
AM 0812	8	8.005	8.020	12	12.028	12.046	6 8 12 16 20	G7	s7
AM 0814	8	8.005	8.020	14	14.028	14.046	8 12 16 20	G7	s7
AM 0818*	8	8.032	8.05	18	18.028	18.049	16	E7	r7
AM 0912	9	9.005	9.020	12	12.028	12.046	6 10 14	G7	s7
AM 0914	9	9.005	9.020	14	14.028	14.046	6 10 14	G7	s7
AM 1013	10	10.005	10.020	13	13.028	13.046	10 16	G7	s7
AM 1014	10	10.005	10.020	14	14.028	14.046	8 10 16 20 25	G7	s7
AM 1015	10	10.005	10.020	15	15.028	15.046	10 16 20 25	G7	s7
AM 1016	10	10.005	10.020	16	16.028	16.046	8 10 16 20 25	G7	s7
AM 1022*	10	10.032	10.05	22	22.028	22.049	20	E7	r7
AM 1215	12	12.006	12.024	15	15.028	15.046	12 16 20 25	G7	s7
AM 1216	12	12.006	12.024	16	16.028	16.046	8 12 16 20 25	G7	s7
AM 1218	12	12.006	12.024	18	18.028	18.046	8 12 16 20 25	G7	s7
AM 1225*	12	12.032	12.05	25	25.028	25.049	25	E7	r7
AM 1418	14	14.006	14.024	18	18.028	18.046	10 14 20	G7	s7
AM 1420	14	14.006	14.024	20	20.035	20.056	10 14 20 30	G7	s7
AM 1428*	14	14.032	14.05	28	28.028	28.049	30	E7	r7
AM 1519	15	15.006	15.024	19	19.035	19.056	10 15 20 25 30	G7	s7
AM 1520*	15	15.032	15.050	20	20.028	20.049	10 15 20 25 30	E7	r7
AM 1521	15	15.006	15.024	21	21.035	21.056	10 15 20 25	G7	s7
AM 1522	15	15.032	15.050	22	22.028	22.049	16 20 30	G7	s7
AM 1530*	15	15.032	15.05	30	30.034	30.059	30	E7	r7
AM 1620	16	16.006	16.024	20	20.035	20.056	12 16 20 25 30	G7	s7
AM 1622	16	16.006	16.024	22	22.035	22.056	12 16 20 25 30	G7	s7
AM 1632*	16	16.032	16.05	32	32.034	32.059	30	E7	r7
AM 1822	18	18.006	18.024	22	22.035	22.056	12 18 20 30	G7	s7
AM 1824	18	18.006	18.024	24	24.035	24.056	12 18 30	G7	s7
AM 1825	18	18.006	18.024	25	25.035	25.056	12 16 20 22 30	G7	s7
AM 1835*	18	18.04	18.061	35	35.034	35.059	30	E7	r7
AM 2024	20	20.007	20.028	24	24.035	24.056	16 20 25 32	G7	s7
AM 2025	20	20.007	20.028	25	25.035	25.056	15 20 25 30	G7	s7
AM 2026	20	20.007	20.028	26	26.035	26.056	15 20 25 30	G7	s7
AM 2028	20	20.007	20.028	28	28.035	28.056	20 25 30 40 50	G7	s7
AM 2040*	20	20.04	20.061	40	40.034	40.059	40	E7	r7
AM 2227	22	22.007	22.028	27	27.035	27.056	15 20 25 35	G7	s7
AM 2228	22	22.007	22.028	28	28.035	28.056	15 20 25 28 30	G7	s7
AM 2232	22	22.007	22.028	32	32.043	32.068	20 30 50	G7	s7
AM 2530	25	25.007	25.028	30	30.035	30.056	20 25 30 50	G7	s7



Bearings marked * are not included in ISO 2795.

For ordering see following part code examples.
 4 ID x 7 OD x 4 long = AM040704 or 12 ID x 15 OD x 25 long = AM121525.

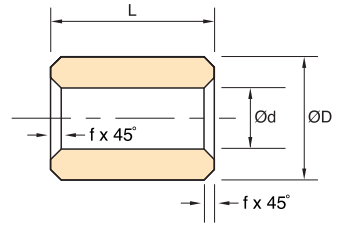
Non-standard lengths can be supplied. If the size you require is not listed please contact our sales dept. We also offer a specialised machining service for low volume non-standard sizes and tolerances.

Bowman International Limited reserve the right to change specifications without prior notice E & OE

Metric plain bearings to ISO 2795 – continued

Part Code	Inner Diameter			Outer Diameter			Basic L (js13)					Tolerances				
	Basic	Min.	Max.	Basic	Min.	Max.						ID	OD			
AM 2532	25	25.007	25.028	32	32.043	32.068	20	25	30	35	40	G7	s7			
AM 2535	25	25.007	25.028	35	35.043	35.068	25	35	50			G7	s7			
AM 2545*	25	25.04	25.061	45	45.034	45.059	35					E7	r7			
AM 2833	28	28.007	28.028	33	33.043	33.068	20	30				G7	s7			
AM 2836	28	28.007	28.028	36	36.043	36.068	20	25	30	40		G7	s7			
AM 3035	30	30.007	30.028	35	35.043	35.068	20	25	30			G7	s7			
AM 3038	30	30.007	30.028	38	38.043	38.068	20	25	30	40		G7	s7			
AM 3040	30	30.007	30.028	40	40.043	40.068	25	35	40	45	50	60	G7	s7		
AM 3050*	30	30.05	30.075	50	50.041	50.071	60					E7	r7			
AM 3238	32	32.009	32.034	38	38.043	38.068	20	25	30	40		G7	s7			
AM 3240	32	32.009	32.034	40	40.043	40.068	20	25	30	40	50		G7	s7		
AM 3541	35	35.009	35.034	41	41.043	41.068	25	35	40			G7	s7			
AM 3544	35	35.009	35.034	44	44.043	44.068	22	28	35			G7	s7			
AM 3545	35	35.009	35.034	45	45.043	45.068	25	35	40	50	70		G7	s7		
AM 3642	36	36.009	36.034	42	42.043	42.068	22	28	36	45			G7	s7		
AM 3645	36	36.009	36.034	45	45.043	45.068	22	28	36	45			G7	s7		
AM 3844	38	38.009	38.034	44	44.043	44.068	25	35	45				G7	s7		
AM 3848	38	38.009	38.034	48	48.043	48.068	35	45	55				G7	s7		
AM 4046	40	40.009	40.034	46	46.043	46.068	30	40	50				G7	s7		
AM 4050	40	40.009	40.034	50	50.043	50.068	25	30	32	35	40	50	60	80	G7	s7
AM 4248	42	42.009	42.034	48	48.043	48.068	40	50					G7	s7		
AM 4252	42	42.009	42.048	52	52.053	52.099	40	50	60				G8	s8		
AM 4551	45	45.009	45.048	51	51.053	51.099	35	45	55				G8	s8		
AM 4555	45	45.009	45.048	55	55.053	55.099	35	45	55	65	75	80		G8	s8	
AM 4556	45	45.009	45.048	56	56.053	56.099	28	36	45	56				G8	s8	
AM 4565*	45	45.05	45.075	65	65.043	65.073	80							E7	r7	
AM 4855	48	48.009	48.048	55	55.053	55.099	50							G8	s8	
AM 4858	48	48.009	48.048	58	58.053	58.099	50							G8	s8	
AM 5058	50	50.009	50.048	58	58.053	58.099	35	50						G8	s8	
AM 5060	50	50.009	50.048	60	60.053	60.099	30	35	40	50	63	70	75	100	G8	s8
AM 5070*	50	50.06	50.09	70	70.043	70.073	70							E7	r7	
AM 5563	55	55.010	55.056	63	63.053	63.099	40	55						G8	s8	
AM 5570*	55	55.06	55.106	70	70.043	70.089	70							E8	r8	
AM 5565	55	55.010	55.056	65	65.053	65.099	40	55	70					G8	s8	
AM 6068	60	60.010	60.056	68	68.059	68.105	50	60	70					G8	s8	
AM 6070	60	60.010	60.056	70	70.059	70.105	50	60	120					G8	s8	
AM 6072	60	60.010	60.056	72	72.059	72.105	50	60	70					G8	s8	
AM 6075*	60	60.06	60.106	75	75.043	75.089	60	90						E8	r8	
AM 6080*	60	60.06	60.106	80	80.051	80.105	120							E8	r8	
AM 6085*	60	60.06	60.106	85	85.051	85.105	90							E8	r8	
AM 6370	63	63.010	63.056	70	70.059	70.105	40	50						G8	s8	
AM 6575*	65	65.06	65.106	75	75.051	75.105	60	90						E8	r8	
AM 6580*	65	65.06	65.106	80	80.051	80.105	60	90						E8	r8	
AM 7080*	70	70.06	70.106	80	80.051	80.105	60	90	120					E8	r8	
AM 7085*	70	70.06	70.106	85	85.051	85.105	60	90						E8	r8	
AM 7585*	75	75.06	75.106	85	85.051	85.105	70	100						E8	r8	
AM 7590*	75	75.06	75.106	90	90.051	90.105	70	100						E8	r8	
AM 75100*	75	75.06	75.106	100	100.054	100.089	100							E8	r8	
AM 8090*	80	80.072	80.125	90	90.051	90.105	70	100						E8	r8	
AM 8095*	80	80.072	80.125	95	95.051	95.105	70	100						E8	r8	
AM 80100*	80	80.072	80.125	100	100.054	100.089	120							E8	r8	
AM 80105*	80	80.072	80.125	105	105.054	105.089	100							E8	r8	
AM 8595*	85	85.072	85.125	95	95.051	95.105	100							E8	r8	
AM 85100*	85	85.072	85.125	100	100.054	100.089	100							E8	r8	
AM 90105*	90	90.072	90.125	105	105.054	105.089	80							E8	r8	
AM 90110*	90	90.072	90.125	110	110.054	110.089	80							E8	r8	
AM 100120*	100	100.072	100.125	120	120.063	120.126	80	100	120					E8	r8	

Note
ISO Metric Bearing Standard is G7 s7



Bearings marked * are not included in ISO 2795.

Non-standard lengths can be supplied. If the size you require is not listed please contact our sales dept. We also offer a specialised machining service for low volume non-standard sizes and tolerances.

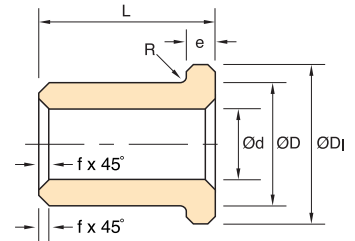
Bowman International Limited reserve the right to change specifications without prior notice E & OE

BOWMAN INTERNATIONAL LIMITED

10 Isis Court, Wyndyke Furlong, Abingdon Business Park, Abingdon, Oxfordshire, OX14 1DZ England
Tel +44 (0)1235 815816 Fax +44 (0)1235 811234 E-mail oilite@bowman.co.uk Website www.bowman.co.uk

Metric flanged bearings to ISO 2795

Part Code	Inner Diameter			Outer Diameter			ØD1	e	Basic L	Tolerances	
	Basic	Min.	Max.	Basic	Min.	Max.				ID	OD
AL 0205	2	2.002	2.012	5	5.019	5.031	8	1.5	3	G7	s7
AL 0305	3	3.02	3.032	5	5.015	5.027	8	1.5	4	G7	s7
AL 0306	3	3.002	3.012	6	6.019	6.031	9	1.5	3 4	G7	s7
AL 0408	4	4.004	4.016	8	8.023	8.038	12	2	4 6 8 12	G7	s7
AT 0408	4	4.02	4.032	8	8.019	8.034	10	1.5	6	G7	s7
AL 0509	5	5.004	5.016	9	9.023	9.038	13	2	4 5 8	G7	s7
AL 0510	5	5.02	5.032	10	10.023	10.041	12	2	6	G7	s7
AL 0610	6	6.004	6.016	10	10.023	10.038	14	2	4 6 8 10 16	G7	s7
AL 0612	6	6.025	6.04	12	12.023	12.041	14	2	6	G7	s7
AL 0711	7	7.005	7.020	11	11.028	11.046	15	2	5 8	G7	s7
AL 0812	8	8.005	8.020	12	12.028	12.046	16	2	6 8 12 16	G7	s7
AL 0814	8	8.025	8.04	14	14.023	14.041	18	3	8	G7	s7
AL 0914	9	9.025	9.04	14	14.023	14.041	19	2.5	6 10 14	G7	s7
AL 1013	10	10.005	10.020	13	13.028	13.046	17	2.5	8 10 16 20	G7	s7
AL 1014*	10	10.032	10.05	14	14.023	14.041	18	2	12	E7	r7
AL 1015	10	10.005	10.020	15	15.028	15.046	21	3	8 10 16 20	G7	s7
AL 1016	10	10.005	10.020	16	16.028	16.046	22	3	8 10 12 16	G7	s7
AT 1016*	10	10.032	10.05	16	16.023	16.041	20	3	8 10	E7	r7
AL 1215	12	12.006	12.024	15	15.028	15.046	21	3	12 16 20	G7	s7
AL 1217	12	12.006	12.024	17	17.028	17.046	23	3	12 16 20 25	G7	s7
AL 1218	12	12.006	12.024	18	18.028	18.046	24	3	8 12 20	G7	s7
AT 1218*	12	12.032	12.05	18	18.028	18.049	22	3	10 12	E7	r7
AL 1420	14	14.006	14.024	20	20.035	20.056	26	3	10 14 20	G7	s7
AL 1519	15	15.006	15.024	19	19.035	19.056	25	3	16 20 25	G7	s7
AL 1521	15	15.006	15.024	21	21.035	21.056	27	3	10 15 20 25	G7	s7
AT 1522*	15	15.032	15.05	22	22.028	22.049	28	3	12 16	E7	r7
AL 1620	16	16.006	16.024	20	20.035	20.056	27	3	16 20 25	G7	s7
AT 1620*	16	16.032	16.05	20	20.028	20.049	24	2	12	E7	r7
AL 1622	16	16.006	16.024	22	22.035	22.056	28	3	12 16 20 25	G7	s7
AT 1622*	16	16.032	16.05	22	22.028	22.049	28	4	12 16	E7	r7
AL 1824	18	18.006	18.024	24	24.035	24.056	30	3	12 18 22 30	G7	s7
AT 1825*	18	18.04	18.061	25	25.028	25.049	32	4	12 16	E7	r7
AL 2024	20	20.007	20.028	24	24.035	24.056	30	3	16 20 25	G7	s7
AL 2026	20	20.007	20.028	26	26.035	26.056	32	3	15 20 25 30	G7	s7
AL 2028*	20	20.04	20.061	28	28.028	28.049	35	4	16 20	E7	r7
AL 2228	22	22.007	22.028	28	28.035	28.056	34	3	15 20 25 30	G7	s7
AL 2530	25	25.007	25.028	30	30.035	30.056	39	3.5	20 25 32	G7	s7
AL 2532	25	25.007	25.028	32	32.043	32.068	39	3.5	20 25 30	G7	s7
AL 2535*	25	25.04	25.061	35	35.034	35.059	45	5	16 25	E7	r7
AL 2836	28	28.007	28.028	36	36.043	36.068	44	4	20 25 30	G7	s7
AL 3038	30	30.007	30.028	38	38.043	38.068	46	4	20 25 30	G7	s7
AL 3040*	30	30.05	30.075	40	40.034	40.059	50	5	20 30	E7	r7
AL 3238	32	32.009	32.034	38	38.043	38.068	46	4	20 25 32	G7	s7
AL 3240	32	32.009	32.034	40	40.043	40.068	48	4	20 25 30	G7	s7
AL 3545	35	35.009	35.034	45	45.043	45.068	55	5	20 25 35 40	G7	s7
AL 3848	38	38.009	38.034	48	48.043	48.068	58	5	25 35	G7	s7
AL 4046	40	40.009	40.034	46	46.043	46.068	56	5	25 32 40	G7	s7
AL 4050	40	40.009	40.034	50	50.043	50.068	60	5	25 30 40 50	G7	s7
AT 4050*	40	40.05	40.075	50	50.041	50.071	60	6	25 40	E7	r7
AL 4252	42	42.009	42.048	52	52.053	52.099	62	5	40 50	G8	s8
AL 4555	45	45.009	45.048	55	55.053	55.099	65	5	35 45 55	G8	s8
AT 4555*	45	45.05	45.075	55	55.041	55.071	65	6	30 45	E7	r7
AL 5060	50	50.009	50.048	60	60.053	60.099	70	5	32 35 40 50	G8	s8
AT 5060*	50	50.06	50.09	60	60.041	60.071	70	6	30 50	E7	r7
AL 6072	60	60.06	60.106	72	72.043	72.089	84	6	50 60	E8	r8
AL 6075	60	60.06	60.106	75	75.043	75.089	85	8	60	E8	r8
AL 7085	70	70.06	70.106	85	85.051	85.105	95	8	60	E8	r8
AL 8095	80	80.072	80.125	95	95.051	95.105	105	8	70	E8	r8
AL 90110	90	90.072	90.125	110	110.054	110.108	120	8	50	E8	r8
AL 100120	100	100.072	100.125	120	120.063	120.126	130	8	80	E8	r8



Bearings marked * are not included in ISO 2795.

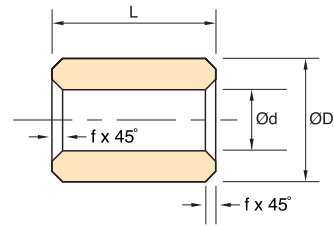
For ordering see following part code examples. 4 ID x 8 OD x 6 long = AL040806 or 12 ID x 15 OD x 20 long = AL121520.

Non-standard lengths can be supplied. If the size you require is not listed please contact our sales dept. We also offer a specialised machining service for low volume non-standard sizes and tolerances.

Bowman International Limited reserve the right to change specifications without prior notice E & OE

French metric plain bearings (F7 / s7 – F8/s8 tolerances)

Part Code	Inner Diameter Ød (F7/F8)			Outer Diameter ØD (s7/s8)			Basic L (js13)				F max	Concentricity D to d	
	Basic	Min	Max	Basic	Min	Max							
AF0205	2	2.007	2.016	5	5.019	5.031	2	3			0.3	0.050	
AF0306	3	3.007	3.016	6	6.019	6.031	4	6	10		0.3	0.050	
AF0407	4	4.010	4.022	7	7.023	7.038	4	8	12		0.3	0.050	
AF0408	4	4.010	4.022	8	8.023	8.038	4	8	12		0.3	0.050	
AF0508	5	5.010	5.022	8	8.023	8.038	5	8	10	12	16	0.3	0.050
AF0509	5	5.010	5.022	9	9.023	9.038	4	5	8			0.3	0.050
AF0609	6	6.010	6.022	9	9.023	10.038	6	10	12	16		0.3	0.050
AF0610	6	6.010	6.022	10	10.023	10.038	6	10	12	16		0.3	0.050
AF0612	6	6.010	6.022	12	12.038	12.046	6	10	12	16		0.3	0.050
AF0710	7	7.013	7.028	10	10.023	10.038	5	8	10			0.3	0.050
AF0811	8	8.013	8.028	11	11.028	11.046	8	12	16	20		0.3	0.050
AF0812	8	8.013	8.028	12	12.038	12.046	8	12	16	20		0.3	0.050
AF0814	8	8.013	8.028	14	14.028	14.046	8	12	16	20		0.3	0.050
AF0912	9	9.013	9.028	12	12.028	12.046	6	10	14			0.3	0.050
AF1013	10	10.013	10.028	13	13.028	13.046	10	16	20	25		0.3	0.050
AF1014	10	10.013	10.028	14	14.028	14.046	10	16	20	25		0.3	0.050
AF1015	10	10.013	10.028	15	15.028	15.046	10	16	20	25		0.3	0.050
AF1016	10	10.013	10.028	16	16.028	16.046	10	16	20	25		0.4	0.050
AF1215	12	12.016	12.034	15	15.028	15.046	12	16	20	25		0.4	0.050
AF1216	12	12.016	12.034	16	16.028	16.046	12	16	20	25		0.4	0.050
AF1217	12	12.016	12.034	17	17.028	17.046	12	16	20	25		0.4	0.050
AF1218	12	12.016	12.034	18	18.028	18.046	12	16	20	25		0.4	0.050
AF1418	14	14.016	14.034	18	18.028	18.046	14	18	22	28		0.4	0.050
AF1420	14	14.016	14.034	20	20.035	20.056	14	18	22	28		0.4	0.050
AF1519	15	15.016	15.034	19	19.035	19.056	16	20	25	32		0.4	0.050
AF1521	15	15.016	15.034	21	21.035	21.056	16	20	25	32		0.4	0.050
AF1620	16	16.016	16.034	20	20.035	20.056	16	20	25	32		0.4	0.050
AF1622	16	16.016	16.034	22	22.035	22.056	16	20	25	32		0.4	0.050
AF1822	18	18.016	18.034	22	22.035	22.056	18	22	28	36		0.4	0.050
AF1824	18	18.016	18.034	24	24.035	24.056	18	22	28	36		0.4	0.050
AF1825	18	18.016	18.034	25	25.035	25.056	18	22	28	36		0.4	0.050
AF2024	20	20.020	20.041	24	24.035	24.056	16	20	25	30	32	0.4	0.050
AF2025	20	20.020	20.041	25	25.035	25.056	16	20	25	32		0.4	0.050
AF2026	20	20.020	20.041	26	26.035	26.056	16	20	25	32		0.4	0.050
AF2027	20	20.020	20.041	27	27.035	27.056	16	20	25	32		0.4	0.050
AF2028	20	20.020	20.041	28	28.035	28.056	16	20	25	32		0.4	0.050
AF2227	22	22.020	22.041	27	27.035	27.056	18	22	28	36		0.4	0.050
AF2228	22	22.020	22.041	28	28.035	28.056	18	22	28	36		0.4	0.050
AF2229	22	22.020	22.041	29	29.043	29.068	18	22	28	36		0.4	0.050
AF2530	25	25.020	25.041	30	30.035	30.056	20	25	32	40		0.4	0.050
AF2532	25	25.020	25.041	32	32.043	32.068	20	25	32	40		0.4	0.050
AF2832	28	28.020	28.041	32	32.043	32.068	22	28	36	45		0.4	0.070
AF2833	28	28.020	28.041	33	33.043	33.068	22	28	36	45		0.4	0.070
AF2836	28	28.020	28.041	36	36.043	36.060	22	28	36	45		0.4	0.070
AF3038	30	30.020	30.041	38	38.043	38.068	24	30	38			0.4	0.070
AF3238	32	32.025	32.050	38	38.043	38.068	20	25	32	40	50	0.4	0.070
AF3240	32	32.025	32.050	40	40.043	40.068	20	25	32	40	50	0.4	0.070
AF3544	35	35.025	35.050	44	44.043	44.068	22	28	35			0.4	0.070
AF3545	35	35.025	35.050	45	45.043	45.068	25	35	40	50		0.4	0.070
AF3642	36	36.025	36.050	42	42.043	42.068	22	28	36	45		0.4	0.070
AF3645	36	35.025	36.050	45	45.043	45.068	22	28	36	45		0.4	0.070
AF3844	38	38.025	38.050	44	44.043	44.068	25	35	45			0.4	0.070
AF4046	40	40.025	40.050	46	46.043	46.068	25	32	40	50		0.4	0.070
AF4050	40	40.025	40.050	50	50.043	50.068	25	32	40	50		0.4	0.070
AF4551	45	45.025	45.050	51	51.053	51.083	28	36	45	56		0.4	0.070
AF4555	45	45.025	45.050	55	55.053	55.083	35	45	55	65		0.4	0.070
AF4556	45	45.025	45.050	56	56.053	56.083	28	36	45	56		0.4	0.070
AF5056	50	50.025	50.050	56	56.053	56.083	32	40	50	63		0.4	0.070
AF5060	50	50.025	50.050	60	56.053	56.083	32	40	50	63		0.4	0.070
AF5565	55	55.030	55.076	65	65.053	65.083	40	55	70			0.7	0.070
AF6070	60	60.030	60.076	70	70.059	70.105	50	60				0.7	0.070
AF6072	60	60.030	60.076	72	72.059	72.105	50	60	70			0.7	0.070
AF6080	60	60.030	60.076	80	80.059	80.105	90					0.7	0.070
AF6370	63	63.030	63.076	70	70.059	70.105	40	50				0.7	0.070



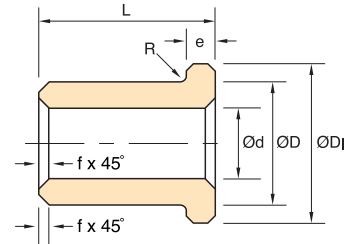
Non-standard lengths can be supplied. If the size you require is not listed please contact our sales dept. We also offer a specialised machining service for low volume non-standard sizes and tolerances. For ordering see following part code examples. 4 ID x 7 OD x 4 long = AF040704 or 12 ID x 15 OD x 25 long = AF121525.

Tolerances	
Ø Interior ≤ 50mm	tolerance -F7
> 50mm	tolerance -F8
Ø Exterior ≤ 50mm	tolerance -s7
> 50mm	tolerance -s8

Bowman International Limited reserve the right to change specifications without prior notice E & OE

French metric flanged bearings (F8 / s8 tolerances)

Part Code	Inner Diameter Ød (F8)			Outer Diameter ØD (s8)			Basic L (js13)			øDI	e	f max	r max	Concentricity D to d	
	Basic	Min	Max	Basic	Min	Max									
AG0306	3	3.006	3.020	6	6.019	6.037	4	6	10	9	1.5	0.3	0.3	0.060	
AG0408	4	4.010	4.028	8	8.023	8.045	4	6	12	8	12	2	0.3	0.3	0.060
AG0610	6	6.010	6.028	10	10.023	10.045	6	10	16		14	2	0.4	0.3	0.060
AG0812	8	8.013	8.035	12	12.038	12.055	8	12	16		16	2	0.4	0.3	0.060
AG0914	9	9.013	9.035	14	14.028	14.055	6	10	14		19	2.5	0.4	0.3	0.060
AG1013	10	10.013	10.035	13	13.028	13.055	10	16	20		16	1.5	0.4	0.3	0.060
AG1015	10	10.013	10.035	15	15.028	15.055	10	16	20		20	2.5	0.4	0.6	0.060
AG1016	10	10.013	10.035	16	16.028	16.055	8	10	16		22	3	0.4	0.6	0.060
AG1215	12	12.016	12.043	15	15.028	15.055	12	16	20		18	1.5	0.4	0.6	0.060
AG1217	12	12.016	12.043	17	17.028	17.055	12	16	20	25	22	2.5	0.4	0.6	0.060
AG1218	12	12.016	12.043	18	18.028	18.055	8	12	20		24	3	0.4	0.6	0.060
AG1418	14	14.016	14.043	18	18.028	18.055	14	18	22		22	2	0.4	0.6	0.060
AG1420	14	14.016	14.043	20	20.035	20.068	14	18	22	28	26	3	0.4	0.6	0.060
AG1519	15	15.016	15.043	19	19.035	19.068	16	20	25		23	2	0.4	0.6	0.060
AG1521	15	15.016	15.043	21	21.035	21.068	16	20	25	32	27	3	0.4	0.6	0.060
AG1620	16	16.016	16.043	20	20.035	20.068	16	20	25		24	2	0.4	0.6	0.060
AG1622	16	16.016	16.043	22	22.035	22.068	16	20	25	32	28	3	0.4	0.6	0.060
AG1822	18	18.016	18.043	22	22.035	22.068	18	22	28		26	2	0.4	0.6	0.060
AG1824	18	18.016	18.043	24	24.035	24.068	18	22	28		30	3	0.4	0.6	0.060
AG2024	20	20.020	20.053	24	24.035	24.068	16	20	25		28	2	0.4	0.6	0.060
AG2026	20	20.020	20.053	26	26.035	26.068	16	20	25	32	32	3	0.4	0.6	0.060
AG2227	22	22.020	22.053	27	27.035	27.068	18	22	28		32	2.5	0.4	0.6	0.060
AG2228	22	22.020	22.053	28	28.035	28.068	15	20	25	30	34	3	0.4	0.6	0.060
AG2229	22	22.020	22.053	29	29.035	29.068	18	22	28	36	36	3.5	0.4	0.6	0.060
AG2530	25	25.020	25.053	30	30.035	30.068	20	25	32		35	2.5	0.4	0.6	0.060
AG2532	25	25.020	25.053	32	30.043	32.082	20	25	32		39	3.5	0.4	0.6	0.060
AG2833	28	28.020	28.053	33	33.043	33.082	22	28	36		38	2.5	0.4	0.6	0.080
AG2836	28	28.020	28.053	36	36.043	36.082	22	28	36		44	4	0.4	0.6	0.080
AG3038	30	30.020	30.053	38	38.043	38.082	20	25	30		46	4	0.6	0.8	0.080
AG3238	32	32.025	32.064	38	38.043	38.082	20	25	32		44	3	0.6	0.8	0.080
AG3240	32	32.025	32.064	40	40.043	40.082	20	25	30	32	48	4	0.6	0.8	0.080
AG3642	36	36.025	36.064	42	42.043	42.082	22	28	36		48	3	0.6	0.8	0.080
AG3645	36	36.025	36.064	45	45.043	45.082	22	28	36		54	4.5	0.6	0.8	0.080
AG4046	40	40.025	40.064	46	46.043	46.082	25	32	40		52	3	0.6	0.8	0.080
AG4050	40	40.025	40.084	50	50.043	50.082	25	32	40		60	5	0.7	0.8	0.080
AG4551	45	45.025	45.064	51	51.023	51.099	28	36	45		57	3	0.7	0.8	0.080
AG4556	45	45.025	45.064	56	56.053	56.099	28	36	45		67	5.5	0.7	0.8	0.080
AG5056	50	50.025	50.064	56	56.053	56.099	32	40	50		62	3	0.7	0.8	0.080
AG5060	50	50.025	50.064	60	60.053	60.099	32	40	50		70	5	0.7	0.8	0.080



For ordering see following part code examples.

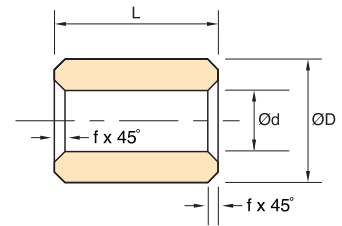
4 ID x 8 OD x 6 long = AG040806 or 12 ID x 15 OD x 20 long = AG121520.

Non-standard lengths can be supplied. If the size you require is not listed please contact our sales dept. We also offer a specialised machining service for low volume non-standard sizes and tolerances.

German metric plain bearings to DIN 1850 (G7/r6 tolerances)

Part Code	Inner Diameter $\varnothing d$ (G7)			Outer Diameter (r6)			Basic L (js 13)			f max	Concentricity D to d
	Basic	Min	Max	Basic	Min	Max					
AD0306	3	3.002	3.012	6	6.015	6.023	7			0.3	0.018
AD0408	4	4.004	4.016	8	8.019	8.028	10			0.3	0.022
AD0509	5	5.004	5.016	9	9.019	9.028	10			0.3	0.022
AD0610	6	6.004	6.016	10	10.019	10.028	10			0.3	0.022
AD0612	6	6.004	6.016	12	12.023	12.034	12			0.3	0.027
AD0812	8	8.005	8.020	12	12.023	12.034	8	12	15	0.3	0.027
AD1016	10	10.005	10.020	16	16.023	16.034	10	15	20	0.3	0.027
AD1218	12	12.006	12.024	18	18.023	17.046	10	15	20	0.5	0.027
AD1420	14	14.006	14.024	20	20.028	20.041	20			0.5	0.033
AD1520	15	15.006	15.024	20	20.028	20.041	15			0.5	0.033
AD1520	16	15.006	15.024	20	20.028	20.041	25			0.5	0.033
AD1622	16	16.006	16.024	22	22.028	20.041	15	25		0.5	0.033
AD1825	18	18.007	18.024	25	25.028	25.041	25			0.5	0.033
AD2026	20	20.007	20.028	26	27.028	26.041	20	30		0.5	0.033
AD2030	20	20.007	20.028	30	30.028	30.041	20	30		0.5	0.033
AD2228	22	22.007	22.028	28	28.028	28.041	20	30		0.5	0.033
AD2532	25	25.007	25.028	32	32.034	32.050	25	35		0.5	0.039
AD2836	28	28.007	28.028	36	36.034	36.050	25	35		0.5	0.039
AD3038	30	30.007	30.028	38	38.034	38.050	30	40		0.5	0.039
AD3040	30	30.007	30.028	40	40.034	40.050	30	40		0.5	0.039
AD3240	32	32.009	32.034	40	40.034	40.050	40			0.8	0.039
AD3545	35	35.009	35.034	45	45.034	45.050	35	45		0.8	0.039
AD4050	40	40.009	40.034	50	50.034	50.050	50			0.8	0.039
AD4556	45	45.009	45.034	50	56.041	56.060	35			0.8	0.046
AD5060	50	50.009	50.034	60	60.041	60.060	50			0.8	0.046

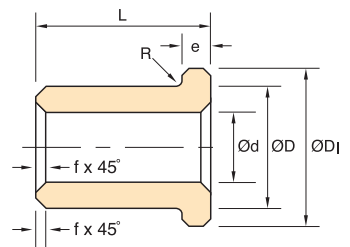
For ordering see following part code examples.
 8 ID x 12 OD x 8 long = AD081208 or 14 ID x 20 OD x 20 long = AD142020.



German metric flanged bearings to DIN 1850 (G7/r6 tolerances)

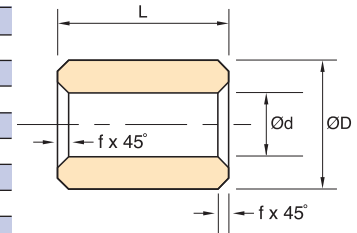
Part Code	Inner Diameter $\varnothing d$ (G7)			Outer Diameter (r6)			Basic L (js 13)	$\varnothing D$ TOL	Concentricity D to d	e	f max	r max
	Basic	Min	Max	Basic	Min	Max						
AE040806	4	4.004	4.016	8	8.019	8.028	6	10	0.022	2	0.3	0.3
AE061010	6	6.004	6.016	10	10.019	10.028	10	12	0.022	2	0.3	0.3
AE081215	8	8.005	8.020	12	12.013	12.034	15	14	0.027	2	0.3	0.3
AE101620	10	10.005	10.020	16	16.023	16.034	20	20	0.027	2	0.3	0.6
AE121620	10	12.006	12.024	16	16.023	16.034	20	18	0.027	2	0.5	0.6
AE142025	14	14.006	14.024	20	20.028	20.041	25	23	0.033	3	0.5	0.6
AE162220	16	16.008	16.024	22	22.028	22.041	20	28	0.033	3	0.5	0.6
AE182430	18	18.006	18.024	24	24.028	24.041	30	32	0.033	3	0.5	0.6
AE202630	20	20.007	20.028	26	26.028	26.041	30	32	0.033	3	0.5	0.6

Non-standard lengths can be supplied. If the size you require is not listed please contact our sales dept. We also offer a specialised machining service for low volume non-standard sizes and tolerances.



Inch plain bearings

Part Code	Inner Diameter Ød			Outer Diameter ØD			Basic L									
	Basic	Min.	Max.	Basic	Min.	Max.	1/8	3/16	1/4	5/16	3/8	7/16	1/2	5/8	3/4	1
AI 0305	3/16	0.1883	0.1888	3/16	0.3137	0.3142	1/8	3/16	1/4	5/16	3/8	7/16	1/2	5/8	3/4	1
AI 0406	1/4	0.2508	0.2513	3/8	0.3767	0.3772	3/16	1/4	5/16	3/8	1/2	5/8	3/4	5/8	3/4	1
AI 0407	1/4	0.2501	0.2506	7/16	0.4385	0.4390	1/4	5/16	3/8	1/2	5/8	3/4	5/8	3/4	1	
AI 0408	1/4	0.2507	0.2512	1/2	0.5020	0.5025	3/8	1/2	3/4							
AI 0507	5/16	0.3132	0.3137	7/16	0.4390	0.4395	3/8	1/2	3/4	5/8	3/4	1	1 1/8	1 1/4	1 1/2	1 3/4
AI 0508	5/16	0.3132	0.3137	1/2	0.5017	0.5022	1/4	3/8	1/2	5/8	3/4	1	1 1/8	1 1/4	1 1/2	1 3/4
AI 0608	3/8	0.3757	0.3762	1/2	0.5020	0.5025	3/8	1/2	3/4	5/8	3/4	1	1 1/8	1 1/4	1 1/2	1 3/4
AI 0610	3/8	0.3754	0.3759	5/8	0.6260	0.6270	3/8	1/2	3/4	5/8	3/4	1	1 1/8	1 1/4	1 1/2	1 3/4
AI 0709	7/16	0.4382	0.4387	5/8	0.5637	0.5647	3/8	1/2	3/4	5/8	3/4	1	1 1/8	1 1/4	1 1/2	1 3/4
AI 0711	7/16	0.4383	0.4388	11/16	0.6890	0.6900	1/2	3/4	5/8	3/4	1	1 1/8	1 1/4	1 1/2	1 3/4	2
AI 0810	1/2	0.5008	0.5013	3/4	0.6265	0.6275	3/8	1/2	3/4	5/8	3/4	1	1 1/8	1 1/4	1 1/2	1 3/4
AI 0811	1/2	0.5015	0.5020	11/16	0.6895	0.6905	1/2	3/4	5/8	3/4	1	1 1/8	1 1/4	1 1/2	1 3/4	2
AI 0812	1/2	0.5015	0.5020	3/4	0.7525	0.7535	1/2	3/4	5/8	3/4	1	1 1/8	1 1/4	1 1/2	1 3/4	2
AI 0911	5/8	0.5628	0.5638	11/16	0.6890	0.6900	1/2	3/4	5/8	3/4	1	1 1/8	1 1/4	1 1/2	1 3/4	2
AI 0912	5/8	0.5640	0.5650	3/4	0.7520	0.7530	1									
AI 1012	3/4	0.6255	0.6265	3/4	0.7515	0.7525	1/2	3/4	5/8	3/4	1	1 1/8	1 1/4	1 1/2	1 3/4	2
AI 1013	3/4	0.6265	0.6275	13/16	0.8145	0.8155	3/4	1	1 1/4							
AI 1014	3/4	0.6255	0.6265	7/8	0.8770	0.8780	1/2	3/4	5/8	3/4	1	1 1/8	1 1/4	1 1/2	1 3/4	2
AI 1115	11/16	0.6881	0.6891	15/16	0.9393	0.9403	3/4	1	1 1/4							
AI 1214	3/4	0.7505	0.7515	7/8	0.8765	0.8775	1/2	3/4	5/8	3/4	1	1 1/8	1 1/4	1 1/2	1 3/4	2
AI 1215	3/4	0.7535	0.7545	15/16	0.9405	0.9415	3/4	1	1 1/4							
AI 1216	3/4	0.7508	0.7518	1	1.0020	1.0030	1/2	3/4	5/8	3/4	1	1 1/8	1 1/4	1 1/2	1 3/4	2
UI 1216	3/4	0.7522	0.7532	1	1.0025	1.0035	1 1/2	1 3/4	2							
AI 1218	3/4	0.7525	0.7535	1 1/8	1.1280	1.1290	3/4	1	1 1/4							
AI 1220	3/4	0.7525	0.7535	1 1/4	1.2535	1.2545	1 1/8	1 3/8	1 1/2	2						
AI 1416	7/8	0.8755	0.8765	1	1.0017	1.0027	3/4	1	1 1/4	1 1/2	1 3/4	2				
AI 1418	7/8	0.8757	0.8767	1 1/8	1.1270	1.1280	3/4	1	1 1/4	1 1/2	1 3/4	2				
AI 1618	1	1.0008	1.0018	1 1/4	1.1270	1.1280	3/4	1	1 1/4	1 1/2	1 3/4	2				
AI 1620	1	1.0010	1.0020	1 1/4	1.2526	1.2536	3/4	1	1 1/4	1 1/2	1 3/4	2				
AI 1624	1	1.0025	1.0035	1 1/2	1.5040	1.5050	1 3/8	1 3/4	1 1/2	2						
AI 1822	1 1/8	1.1258	1.1268	1 3/8	1.3770	1.3780	3/4	1	1 1/4	1 1/2	1 3/4	2				
AI 2024	1 1/4	1.2515	1.2525	1 1/2	1.5030	1.5040	1	1 1/4	1 1/2	1 3/4	2					
AI 2026	1 1/4	1.2525	1.2535	1 1/2	1.6287	1.6302	1	1 1/4	1 1/2	1 3/4	2					
AI 2226	1 3/8	1.3762	1.3772	1 3/4	1.6275	1.6290	1	1 1/4	1 1/2	1 3/4	2					
AI 2228	1 3/8	1.3775	1.3785	1 3/4	1.7545	1.7560	1 1/2									
AI 2428	1 1/2	1.5013	1.5023	1 3/4	1.7527	1.7542	1 1/4	1 1/2	1 3/4	2						
AI 2430	1 1/2	1.5025	1.5035	1 3/4	1.8790	1.8805	1 1/4	1 1/2	1 3/4	2						
AI 2432	1 1/2	1.5025	1.5035	2	2.0030	2.0045	1 1/2	2	2 1/2	3						
AI 2633	1 3/4	1.6285	1.6300	2 1/8	2.0675	2.0690	1 3/4	2	2 1/2							
AI 2832	1 3/4	1.7510	1.7525	2	2.0030	2.0045	1 1/4	1 1/2	1 3/4	2						
AI 2836	1 3/4	1.7510	1.7525	2 1/4	2.2530	2.2550	1 1/2	1 3/4	2	2 1/2						
AI 3236	2	2.0010	2.0025	2 1/4	2.2530	2.2550	1 1/2	1 3/4	2	2 1/2						
AI 3240	2	2.0010	2.0025	2 1/2	2.5035	2.5055	1 1/2	1 3/4	2	2 1/2	3					
AI 3642	2 1/4	2.2530	2.2550	2 3/4	2.6285	2.6305	2 1/2	3								
AI 3644	2 1/4	2.2510	2.2530	2 3/4	2.7540	2.7560	1 1/2	2	2 1/2							
AI 4046	2 1/2	2.5030	2.5050	2 3/4	2.8795	2.8815	2 1/2									
AI 4048	2 1/2	2.5015	2.5035	3	3.0045	3.0065	1 1/2	2	2 1/2	3						
AI 4856*	3	2.9880	3.0000	3 1/2	3.5020	3.5040	2 1/2	3								
AI 5664	3 1/2	3.5015	3.5035	4	4.0015	4.0040	3									
AI 6472	4	4.001	4.0035	4 1/2	4.5015	4.5040	4									



* Non standard chamfer (details on request).

Non-standard lengths can be supplied. If the size you require is not listed please contact our sales dept. We also offer a specialised machining service for low volume non-standard sizes and tolerances.

For tolerances on inch bearings see page 23.

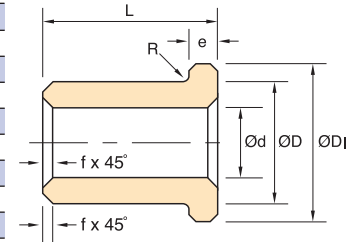
WHEN CHECKING YOUR ORDER ACKNOWLEDGEMENT

Please use the following table for conversion from the fraction (length) to the two digit suffix of the part code.
Example: AI030504 (1/8 length)

03 = 3/16	04 = 1/4	05 = 5/16
06 = 3/8	08 = 1/2	09 = 9/16
10 = 3/4	12 = 3/4	14 = 7/8
16 = 1	18 = 1 1/8	20 = 1 1/4
22 = 1 1/4	24 = 1 1/2	26 = 1 3/4
28 = 1 3/4	30 = 2	32 = 2 1/4
36 = 2 1/4	40 = 2 1/2	48 = 3

Inch flanged bearings

Part Code	Inner Diameter Ød			Outer Diameter ØD			ØD1	e	Basic L			
	Basic	Min.	Max.	Basic	Min.	Max.						
AJ 0305	3/16	0.1880	0.1885	3/16	0.3137	0.3142	0.3750	0.062	1/4	3/8	1/2	3/4
AJ 0406	1/4	0.2505	0.2510	3/8	0.3767	0.3772	0.5000	0.062	1/4	3/8	1/2	3/4
AJ 0508	5/16	0.3130	0.3135	1/2	0.5020	0.5025	0.6250	0.062	1/4	3/8	1/2	3/4
AJ 0509	5/16	0.3120	0.3125	5/16	0.5640	0.5650	0.6562	0.125	3/8	1/2		
AJ 0608	3/8	0.3755	0.3760	1/2	0.5015	0.5020	0.6250	0.062	1/2	3/4		
UJ 0608	3/8	0.3755	0.3760	1/2	0.5020	0.5025	0.6250	0.140	1/2	3/4	7/8	
AJ 0609	3/8	0.3747	0.3752	5/16	0.5640	0.5650	0.7500	0.062	1/2			
AJ 0610	3/8	0.3757	0.3762	3/8	0.6265	0.6275	0.7500	0.125	3/8	1/2	3/4	1
AJ 0709	7/16	0.4401	0.4406	5/16	0.5641	0.5651	0.7500	0.062	1/2	3/4		
AJ 0810	1/2	0.5000	0.5005	3/4	0.6265	0.6275	0.7500	0.098	1/2	1		
AJ 0812	1/2	0.5008	0.5013	3/4	0.7517	0.7527	1.0000	0.125	1/2	3/4	1	1 1/2
AJ 1012	5/8	0.6275	0.6285	3/4	0.7525	0.7535	1.1250	0.094	1/2	1	1 1/2	
AJ 1014	5/8	0.6255	0.6265	7/8	0.8770	0.8770	1.2500	0.125	1/2	3/4	1	1 1/2
AJ 1216	3/4	0.7508	0.7518	1	1.0020	1.0030	1.3750	0.125	3/4	1	1 1/4	1 1/2
AJ 1416	7/8	0.8755	0.8765	1	1.0017	1.0027	1.2500	0.125	1			
AJ 1418	7/8	0.8757	0.8767	1 1/8	1.1270	1.1280	1.6250	0.125	3/4	1	1 1/4	1 1/2
AJ 1620	1	1.0010	1.0020	1 1/4	1.2526	1.2536	1.7500	0.125	1	1 1/4	1 1/2	1 3/4
UJ 1620	1	1.0010	1.0020	1 1/4	1.2520	1.2530	1.5000	0.125	3/4	1	1 1/4	1 1/2
AJ 1822	1 1/8	1.1260	1.1270	1 1/2	1.3776	1.3786	1.8750	0.125	1	1 1/4	1 1/2	1 3/4
AJ 2024	1 1/4	1.2510	1.2520	1 1/2	1.5030	1.5040	1.8750	0.125	3/4	1	1 1/4	1 1/2
AJ 2026	1 1/4	1.2516	1.2526	1 3/4	1.6280	1.6295	2.0000	0.125	1	1 1/4	1 1/2	1 3/4
AJ 2226	1 1/2	1.3745	1.3755	1 3/4	1.6270	1.6285	1.8750	0.125	3/4	1 1/4		
AJ 2428	1 1/2	1.5016	1.5026	1 3/4	1.7510	1.7525	1.8700	0.120	1 1/2	1 3/4		
AJ 2430	1 1/2	1.5016	1.5026	1 3/4	1.8780	1.8795	2.5000	0.188	1 1/4	1 1/2	1 3/4	2



Non-standard lengths can be supplied. If the size you require is not listed please contact our sales dept. We also offer a specialised machining service for low volume non-standard sizes and tolerances.

For tolerances on inch bearings see page 23.

03 = 3/16	04 = 1/4	05 = 5/16
06 = 3/8	08 = 1/2	09 = 9/16
10 = 3/4	12 = 3/4	14 = 7/8
16 = 1	18 = 1 1/8	20 = 1 1/4
22 = 1 1/8	24 = 1 1/2	26 = 1 3/4
28 = 1 3/4	30 = 1 3/4	32 = 2
36 = 2 1/4	40 = 2 1/2	48 = 3

WHEN CHECKING YOUR ORDER ACKNOWLEDGEMENT

Please use the following table for conversion from the fraction (length) to the two digit suffix of the part code. Example: AI030504 (3/16 length)

Inch thrust washers

Part Code	Inner Diameter Ød			Outer Diameter ØD			Length e		
	Basic	Min.	Max.	Basic	Min.	Max.	Basic	Min.	Max.
AW 061002	3/8	0.3750	0.3800	3/8	0.6230	0.6280	3/8	0.122	0.1280
AW 081402	1/2	0.5050	0.5100	1/2	0.8750	0.8800	1/2	0.122	0.1280
AW 091801	5/8	0.5312	0.5412	1 1/8	1.1200	1.1250	5/8	0.059	0.0655
AW 112002	7/8	0.6562	0.6662	1 1/4	1.2450	1.2500	7/8	0.090	0.0968
AW 132402	1	0.7812	0.7912	1 1/2	1.4950	1.5000	1	0.122	0.1280
AW 142402	1 1/8	0.8750	0.8800	1 3/4	1.4950	1.5000	1 1/8	0.122	0.1280
AW 143002	1 1/8	0.8780	0.8830	1 3/4	1.8660	1.8710	1 1/8	0.122	0.1280
AW 162802	1 1/4	1.0100	1.0150	1 3/4	1.7710	1.7810	1 1/4	0.122	0.1280
AW 163202	1 1/4	1.0320	1.0420	2	1.9950	2.0000	1 1/4	0.120	0.1300
AW 203002	1 1/2	1.2490	1.2540	2 1/4	1.8750	1.8800	1 1/2	0.120	0.1300
AW 204802	1 1/2	1.2490	1.2540	3	2.9980	3.0030	1 1/2	0.120	0.1300
AW 204804	1 1/2	1.2490	1.2540	3	2.9980	3.0030	3/4	0.245	0.2550
AW 234002	1 3/4	1.4062	1.4162	2 1/2	2.4950	2.5000	3/4	0.151	0.1613
AW 263802	1 3/4	1.6240	1.6260	2 3/4	2.3740	2.3790	1 3/4	0.120	0.1300
AW 365602	2 1/4	2.2480	2.2520	3 1/2	3.4980	3.5030	2 1/4	0.120	0.1300



Non-standard lengths can be supplied. If the size you require is not listed please contact our sales dept. We also offer a specialised machining service for low volume non-standard sizes and tolerances.

Applications:

Provides self-lubricating thrust surfaces especially in applications where assembly does not lend itself to the use of a flanged bearing. Alternatively can provide a second thrust surface at the non-flanged end of a bearing.

In thrust applications PV should not exceed 0.36 N/mm² x m/s. Surface velocity (m/s) calculated on mean diameter of thrust face and pressure (N/mm²) on total thrust area.

We also offer specialised machining service for special sizes of bearings according to customers specific requirements.


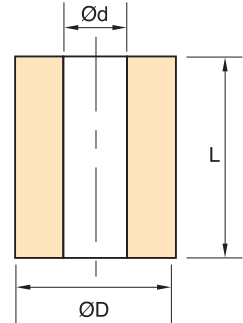
Bowman International Limited reserve the right to change specifications without prior notice E & OE

BOWMAN INTERNATIONAL LIMITED

10 Isis Court, Wyndyke Furlong, Abingdon Business Park, Abingdon, Oxfordshire, OX14 1DZ England
Tel +44 (0)1235 815816 Fax +44 (0)1235 811234 E-mail oilite@bowman.co.uk Website www.bowman.co.uk

Cored bars

Part Code	Inner Ød/mm	Inner Ød/inch	Outer ØD/mm	Outer ØD/inch	Length L/mm	Length L/inch	Part Code	Inner Ød/mm	Inner Ød/inch	Outer ØD/mm	Outer ØD/inch	Length L/mm	Length L/inch
AC 008016104	12.7	1/2"	25.4	1"	165	6 1/2"	AC 028042104	44.45	1 3/4"	66.67	2 5/8"	165	6 1/2"
AC 008018104	12.7	1/2"	28.57	1 1/8"	165	6 1/2"	AC 028044104	44.45	1 3/4"	69.85	2 3/4"	165	6 1/2"
AC 008020104	12.7	1/2"	31.75	1 1/4"	165	6 1/2"	AC 028048104	44.45	1 3/4"	76.2	3"	165	6 1/2"
AC 008024104	12.7	1/2"	38.1	1 1/2"	165	6 1/2"	AC 028056104	44.45	1 3/4"	88.9	3 1/2"	165	6 1/2"
AC 008032104	12.7	1/2"	50.8	2"	165	6 1/2"	AC 028068104	44.45	1 3/4"	107.95	4 1/4"	165	6 1/2"
AC 010016104	15.87	5/8"	25.4	1"	165	6 1/2"	AC 028072104	44.45	1 3/4"	114.3	4 1/2"	165	6 1/2"
AC 010018104	15.87	5/8"	28.57	1 1/8"	165	6 1/2"	AC 304268	47.63	1 7/8"	66.68	2 5/8"	108	4 1/4"
AC 010020104	15.87	5/8"	31.75	1 1/4"	165	6 1/2"	AC 304668	47.63	1 7/8"	73.03	2 7/8"	108	4 1/4"
AC 010022104	15.87	5/8"	34.92	1 3/8"	165	6 1/2"	AC 305068	47.63	1 7/8"	79.38	3 1/8"	108	4 1/4"
AC 102268	15.87	5/8"	34.93	1 3/8"	108	4 1/4"	AC 306668	47.63	1 7/8"	104.78	4 1/8"	108	4 1/4"
AC 010024104	15.87	5/8"	38.1	1 1/2"	165	6 1/2"	AC 305468	47.63	1 7/8"	85.73	3 3/8"	108	4 1/4"
AC 102668	15.87	5/8"	41.28	1 5/8"	108	4 1/4"	AC 032044104	50.8	2"	69.85	2 3/4"	165	6 1/2"
AC 010028104	15.87	5/8"	44.45	1 3/4"	165	6 1/2"	AC 032048104	50.8	2"	76.2	3"	165	6 1/2"
AC 010032104	15.87	5/8"	50.8	2"	165	6 1/2"	AC 032052104	50.8	2"	82.55	3 1/4"	165	6 1/2"
AC 103468	15.87	5/8"	53.98	2 1/8"	108	4 1/4"	AC 032064104	50.8	2"	101.6	4"	165	6 1/2"
AC 104268	15.87	5/8"	66.68	2 5/8"	108	4 1/4"	AC 032072104	50.8	2"	114.3	4 1/2"	165	6 1/2"
AC 104668	15.87	5/8"	73.03	2-7/8"	108	4 1/4"	AC 032080104	50.8	2"	127	5"	165	6 1/2"
AC 012020104	19.05	3/4"	31.75	1 1/4"	165	6 1/2"	AC 032088104	50.8	2"	139.7	5 1/2"	165	6 1/2"
AC 012024104	19.05	3/4"	38.1	1 1/2"	165	6 1/2"	AC 344668	53.98	2 1/8"	73.03	2 7/8"	108	4 1/4"
AC 012028104	19.05	3/4"	44.45	1 3/4"	165	6 1/2"	AC 345068	53.98	2 1/8"	79.38	3 1/8"	108	4 1/4"
AC 012032104	19.05	3/4"	50.8	2"	165	6 1/2"	AC 345468	53.98	2 1/8"	85.73	3 3/8"	108	4 1/4"
AC 012036104	19.05	3/4"	57.15	2 1/4"	165	6 1/2"	AC 345868	53.98	2 1/8"	92.08	3 3/8"	108	4 1/4"
AC 012040104	19.05	3/4"	63.5	2 1/2"	165	6 1/2"	AC 346668	53.98	2 1/8"	104.78	4 1/8"	108	4 1/4"
AC 012044104	19.05	3/4"	69.85	2 3/4"	165	6 1/2"	AC 036048104	57.15	2 1/4"	76.2	3"	165	6 1/2"
AC 014022104	22.22	7/8"	34.92	1 3/8"	165	6 1/2"	AC 036052104	57.15	2 1/4"	82.55	3 1/4"	165	6 1/2"
AC 014024104	22.22	7/8"	38.1	1 1/2"	165	6 1/2"	AC 036056104	57.15	2 1/4"	88.9	3 1/2"	165	6 1/2"
AC 142668	22.22	7/8"	41.28	1 5/8"	108	4 1/4"	AC 036060104	57.15	2 1/4"	95.25	3 3/4"	165	6 1/2"
AC 014032104	22.22	7/8"	50.8	2"	165	6 1/2"	AC 036064104	57.15	2 1/4"	101.6	4"	165	6 1/2"
AC 143468	22.22	7/8"	53.98	2 1/8"	108	4 1/4"	AC 036072104	57.15	2 1/4"	114.3	4 1/2"	165	6 1/2"
AC 014036104	22.22	7/8"	57.15	2 1/4"	165	6 1/2"	AC 038048104	60.32	2 3/8"	76.2	3"	165	6 1/2"
AC 016024104	25.4	1"	38.1	1 1/2"	165	6 1/2"	AC 385068	60.32	2 3/8"	79.38	3 1/8"	108	4 1/4"
AC 016026104	25.4	1"	41.27	1 5/8"	165	6 1/2"	AC 038056104	60.32	2 3/8"	88.9	3 1/2"	165	6 1/2"
AC 016028104	25.4	1"	44.45	1 3/4"	165	6 1/2"	AC 038064104	60.32	2 3/8"	101.6	4"	165	6 1/2"
AC 016032104	25.4	1"	50.8	2"	165	6 1/2"	AC 386668	60.32	2 3/8"	104.78	4 1/8"	108	4 1/4"
AC 016036104	25.4	1"	57.15	2 1/4"	165	6 1/2"	AC 387068	60.32	2 3/8"	111.13	4 3/8"	108	4 1/4"
AC 016040104	25.4	1"	63.5	2 1/2"	165	6 1/2"	AC 038072104	60.32	2 3/8"	114.3	4 1/2"	165	6 1/2"
AC 016048104	25.4	1"	76.2	3"	165	6 1/2"	AC 040056104	63.5	2 1/2"	88.9	3 1/2"	165	6 1/2"
AC 016056104	25.4	1"	88.9	3 1/2"	165	6 1/2"	AC 040060104	63.5	2 1/2"	95.25	3 3/4"	165	6 1/2"
AC 016064104	25.4	1"	101.6	4"	165	6 1/2"	AC 040064104	63.5	2 1/2"	101.6	4"	165	6 1/2"
AC 183068	28.58	1 1/8"	47.63	1 7/8"	108	4 1/4"	AC 040068104	63.5	2 1/2"	107.95	4 1/4"	165	6 1/2"
AC 018034104	28.58	1 1/8"	53.98	2 1/8"	165	6 1/2"	AC 040072104	63.5	2 1/2"	114.3	4 1/2"	165	6 1/2"
AC 183468	28.58	1 1/8"	53.98	2 1/8"	108	4 1/4"	AC 040080104	63.5	2 1/2"	127	5"	165	6 1/2"
AC 184268	28.58	1 1/8"	66.68	2 5/8"	108	4 1/4"	AC 425468	66.68	2 5/8"	85.73	3 3/8"	108	4 1/4"
AC 185068	28.58	1 1/8"	79.38	3 1/8"	108	4 1/4"	AC 425868	66.68	2 5/8"	92.08	3 3/8"	108	4 1/4"
AC 185468	28.58	1 1/8"	85.73	3 3/8"	108	4 1/4"	AC 426668	66.68	2 5/8"	104.78	4 1/8"	108	4 1/4"
AC 020028104	31.75	1 1/4"	44.45	1 3/4"	165	6 1/2"	AC 044060104	69.85	2 3/4"	95.25	3 3/4"	165	6 1/2"
AC 020032104	31.75	1 1/4"	50.8	2"	165	6 1/2"	AC 466268	73.03	2 7/8"	98.43	3 7/8"	108	4 1/4"
AC 020036104	31.75	1 1/4"	57.15	2 1/4"	165	6 1/2"	AC 466668	73.03	2 7/8"	104.78	4 1/4"	108	4 1/4"
AC 020040104	31.75	1 1/4"	63.5	2 1/2"	165	6 1/2"	AC 469042	73.03	2 7/8"	142.8	5 5/8"	66.7	2 5/8"
AC 020048104	31.75	1 1/4"	76.2	3"	165	6 1/2"	AC 469058	73.03	2 7/8"	142.8	5 5/8"	92	3 3/8"
AC 020056104	31.75	1 1/4"	88.9	3 1/2"	165	6 1/2"	AC 469068	73.03	2 7/8"	142.8	5 5/8"	108	4 1/4"
AC 020064104	31.75	1 1/4"	101.6	4"	165	6 1/2"	AC 048060104	76.2	3"	95.25	3 3/4"	165	6 1/2"
AC 022032104	34.92	1 3/8"	50.8	2"	165	6 1/2"	AC 048064104	76.2	3"	101.6	4"	165	6 1/2"
AC 223468	34.92	1 3/8"	53.98	2 1/8"	108	4 1/4"	AC 048072104	76.2	3"	114.3	4 1/2"	165	6 1/2"
AC 223868	34.92	1 3/8"	60.33	2 3/8"	108	4 1/4"	AC 048080104	76.2	3"	127	5"	165	6 1/2"
AC 022044104	34.92	1 3/8"	69.85	2 3/4"	165	6 1/2"	AC 048096104	76.2	3"	152.4	6"	165	6 1/2"
AC 225868	34.92	1 3/8"	92.08	3 5/8"	108	4 1/4"	AC 506668	79.38	3 1/8"	104.78	4 1/8"	108	4 1/4"
AC 024032104	38.1	1 1/2"	50.8	2"	165	6 1/2"	AC 052068104	82.55	3 1/4"	107.95	4 1/4"	165	6 1/2"
AC 024036104	38.1	1 1/2"	57.15	2 1/4"	165	6 1/2"	AC 056076104	88.9	3 1/2"	120.65	4 3/4"	165	6 1/2"
AC 024040104	38.1	1 1/2"	63.5	2 1/2"	165	6 1/2"	AC 056080104	88.9	3 1/2"	127	5"	165	6 1/2"
AC 024044104	38.1	1 1/2"	69.85	2 3/4"	165	6 1/2"	AC 056096104	88.9	3 1/2"	152.4	6"	165	6 1/2"
AC 024048104	38.1	1 1/2"	76.2	3"	165	6 1/2"	AC 060080104	95.25	3 3/4"	127	5"	165	6 1/2"
AC 024056104	38.1	1 1/2"	88.9	3 1/2"	165	6 1/2"	AC 064088104	101.6	4"	139.7	5 1/2"	165	6 1/2"
AC 024064104	38.1	1 1/2"	101.6	4"	165	6 1/2"	AC 064096104	101.6	4"	152.4	6"	165	6 1/2"
AC 263868	41.28	1 5/8"	60.33	2 3/8"	108	4 1/4"	AC 064112104	101.6	4"	177.8	7"	165	6 1/2"
AC 264668	41.28	1 5/8"	73.03	2 7/8"	108	4 1/4"	AC 064128104	101.6	4"	203.2	8"	165	6 1/2"
AC 265868	41.28	1 5/8"	92.08	3 5/8"	108	4 1/4"	AC 072096104	114.3	4 1/2"	152.4	6"	165	6 1/2"
AC 028036104	44.45	1 3/4"	57.15	2 1/4"	165	6 1/2"	AC 080112104	127	5"	177.8	7"	165	6 1/2"
AC 028040104	44.45	1 3/4"	63.5	2 1/2"	165	6 1/2"	AC 096128104	152.4	6"	203.2	8"	165	6 1/2"



Non-standard lengths can be supplied. If the size you require is not listed please contact our sales dept. We also offer a specialised machining service for low volume non-standard sizes and tolerances.

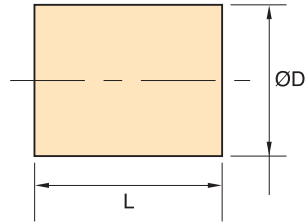
Bowman International Limited reserve the right to change specifications without prior notice E & OE

Bowman International Limited reserve the right to change specifications without prior notice E & OE

Solid bars

Part Code	Diameter O D/mm	Diameter O D/inch	Length L/mm	Length L/inch	Part Code	Diameter O D/mm	Diameter O D/inch	Length L/mm	Length L/inch
AB 004020	6.35	1/4"	31.75	1 1/4"	AB 000026104	41.27	1 5/8"	165	6 1/2"
AB 000004032	6.35	1/4"	50.8	2"	AB 002844	44.45	1 3/4"	69.85	2 3/4"
AB 000006048	9.52	3/8"	76.2	3"	AB 000028104	44.45	1 3/4"	165	6 1/2"
AB 000624	9.52	3/8"	381	1 1/2"	AB 003868	47.63	1 7/8"	108	4 1/4"
AB 000824	12.7	1/2"	38.1	1 1/2"	AB 003244	50.8	2"	69.85	2 3/4"
AB 000008104	12.7	1/2"	165	6 1/2"	AB 000032104	50.8	2"	165	6 1/2"
AB 000010104	15.88	5/8"	165	6 1/2"	AB 003468	53.98	2 1/8"	108	4 1/4"
AB 001032	15.88	5/8"	50.8	2"	AB 000036104	57.15	2 1/4"	165	6 1/2"
AB 001232	19.05	3/4"	50.8	2"	AB 000038104	60.32	2 3/8"	165	6 1/2"
AB 000012104	19.05	3/4"	165	6 1/2"	AB 000040104	63.5	2 1/2"	165	6 1/2"
AB 000014104	22.22	7/8"	165	6 1/2"	AB 004268	66.68	2 5/8"	108	4 1/4"
AB 001432	22.22	7/8"	50.8	2"	AB 000048104	76.2	3"	165	6 1/2"
AB 001640	25.4	1"	63.5	2 1/2"	AB 005068	79.38	3 1/8"	108	4 1/4"
AB 000016104	25.4	1"	165	6 1/2"	AB 000052104	82.55	3 1/4"	165	6 1/2"
AB 001868	28.57	1 1/8"	108	4 1/4"	AB 000056104	88.9	3 1/2"	165	6 1/2"
AB 000018104	28.57	1 1/8"	165	6 1/2"	AB 005868	92.08	3 5/8"	108	4 1/4"
AB 002040	31.75	1 1/4"	63.5	2 1/2"	AB 000064104	101.6	4"	165	6 1/2"
AB 000020104	31.75	1 1/4"	165	6 1/2"	AB 006668	104.78	4 1/8"	108	4 1/4"
AB 002244	34.92	1 3/8"	69.85	2 3/4"	AB 000072104	114.3	4 1/2"	165	6 1/2"
AB 002268	34.92	1 3/8"	108	4 1/4"	AB 000080104	127	5"	165	6 1/2"
AB 000022104	34.92	1 3/8"	165	6 1/2"	AB 000088104	139.7	5 1/2"	165	6 1/2"
AB 000024104	38.1	1 1/2"	165	6 1/2"	AB 000096104	152.4	6"	165	6 1/2"
AB 002644	41.27	1 5/8"	69.85	2 3/4"	AB 000112104	177.8	7"	165	6 1/2"
AB 002668	41.27	1 5/8"	108	4 1/4"	AB 000128104	203.2	8"	165	6 1/2"

We also offer specialised machining service for special sizes of bearings according to customers specific requirements.



Plates

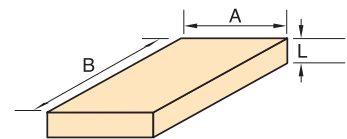
Part Code	A (Width)		B (Width)		L (Thickness)		Part Code	A (Width)		B (Width)		L (Thickness)	
	mm	inch	mm	inch	mm	inch		mm	inch	mm	inch	mm	inch
AP 010413	25.4	1"	108	4 1/4"	3.2	1/8"	AP 050863	127	5"	203	8"	15.9	5/8"
AP 010425	25.4	1"	108	4 1/4"	6.35	1/4"	AP 061225	152	6"	305	12"	6.35	1/4"
AP 010450	25.4	1"	108	4 1/4"	12.7	1/2"	AP 061238	152	6"	305	12"	9.5	3/8"
AP 010475	25.4	1"	108	4 1/4"	19.05	3/4"	AP 061250	152	6"	305	12"	12.7	1/2"
AP 050825	127	5"	203	8"	6.35	1/4"	AP 101025	254	10"	254	10"	6.35	1/4"
AP 050838	127	5"	203	8"	9.5	3/8"	AP 101038	254	10"	254	10"	9.5	3/8"
AP 050850	127	5"	203	8"	12.7	1/2"	AP 101050	254	10"	254	10"	12.7	1/2"

The 14 listed plates above are to be discounted and will only be available while stocks last.

Part Code	A (Width)		B (Length)		L (Thickness)		Part Code	A (Width)		B (Length)		L (Thickness)	
	mm	inch	mm	inch	mm	inch		mm	inch	mm	inch	mm	inch
AP 0804004	12.7	1/2"	63	2 1/2"	6.35	1/4"	AP 8009616	127.0	5	152	6	25.40	1
AP 1805003	28.5	1 1/8"	79	3 1/8"	4.75	3/16"	AP 8012802	127.0	5	203	8	3.17	1/16"
AP 3213004	50.8	2	206	8 1/8"	6.35	1/4"	AP 8012803	127.0	5	203	8	4.75	3/16"
AP 3213008	50.8	2	206	8 1/8"	12.70	1/2"	AP 8012804	127.0	5	203	8	6.35	1/4"
AP 4819204	76.2	3	304	12	6.35	1/4"	AP 8012808	127.0	5	203	8	12.70	1/2"
AP 4819208	76.2	3	304	12	12.70	1/2"	AP 8012812	127.0	5	203	8	19.05	3/4"
AP 4819212	76.2	3	304	12	19.05	3/4"	AP 8012816	127.0	5	203	8	25.40	1
AP 4819216	76.2	3	304	12	25.40	1	AP 9619202	152.0	6	304	12	3.17	1/16"
AP 8009602	127.0	5	152	6	3.17	1/16"	AP 9619203	152.0	6	304	12	4.75	3/16"
AP 8009603	127.0	5	152	6	4.75	3/16"	AP 9619204	152.0	6	304	12	6.35	1/4"
AP 8009604	127.0	5	152	6	6.35	1/4"	AP 9619206	152.0	6	304	12	9.52	3/8"
AP 8009606	127.0	5	152	6	9.52	3/8"	AP 9619208	152.0	6	304	12	12.70	1/2"
AP 8009608	127.0	5	152	6	12.70	1/2"	AP 9619210	152.0	6	304	12	15.87	5/8"
AP 8009610	127.0	5	152	6	15.87	5/8"	AP 9619212	152.0	6	304	12	19.05	3/4"
AP 8009612	127.0	5	152	6	19.05	3/4"	AP 9619216	152.0	6	304	12	25.40	1

Thickness +0.250 -0.127 mm +0.010 -0.005 inch

Width and length will finish to the dimensions shown.



Circular Bearing Plates

Part Code	Inside Dia.		Outside Dia.		Thickness	
	mm	inch	mm	inch	mm	inch
CD 3001	25.4	1	76.2	3	6.35	1/4"
CD 4001	25.4	1	101.6	4	6.35	1/4"
CD 4002	50.8	2	101.6	4	6.35	1/4"
CD 5500	50.8	2	139.7	5 1/2"	6.35	1/4"
CD 4502	57.1	2 1/4"	114.3	4 1/2"	6.35	1/4"
CD6003	101.6	4	152.4	6	6.35	1/4"

Circular Bearing Discs

Part Code	Outside Dia.		Thickness	
	mm	inch	mm	inch
DD 3000	76.2	3	6.35	1/4"
DD 3000-1	76.2	3	6.35	1/4"
DD 4000	101.6	4	6.35	1/4"
DD5602-1	142.8	5 5/8"	6.35	1/4"



Circular rings and discs are only manufactured to order. Thickness to. +/- 0.09mm +/- 0.0035inch. Outside and inside diameters will finish to dimensions shown.

Bowman International Limited reserve the right to change specifications without prior notice E & OE

BOWMAN INTERNATIONAL LIMITED

10 Isis Court, Wyndyke Furlong, Abingdon Business Park, Abingdon, Oxfordshire, OX14 1DZ England

Tel +44 (0)1235 815816 Fax +44 (0)1235 811234 E-mail oilite@bowman.co.uk Website www.bowman.co.uk

Metric Spherical Bearings

Reference

Bore	Spherical Diameter	Length
3.18	8	6
3.5	8	6
4	8	6
4	9	5
4	10	7
4	12	8
4.5	9	5
4.5	12	8
5	10	7
5	12	8
5	12	9
5	13	8
5	13	9
6	10	4
6	12	8
6	12	9
6	13	8
6	13	9
7	13	8
7	14	10
7	16	11
8	13.5	9
8	14	10
8	16	11
9	16	12

Metric Spherical Bearings with Collars

Reference

Bore	Spherical Dia	Collar Dia	Collar Length
4	9	6	2
5	12	9	3
6	12	9	2

All spherical bearings can be supplied in various grades of sintered bronze and iron, with lubricants to suit different applications. Spherical bearings can be supplied with one or two collars. Various bore tolerances and non-standard lengths can be supplied. Imperial sizes also available.



Bowman International Limited reserve the right to change specifications without prior notice E & OE

oilite[®]

BEARINGS



Technical Data



BOWMAN INTERNATIONAL LIMITED

10 Isis Court, Wyndyke Furlong, Abingdon Business Park, Abingdon, Oxfordshire, OX14 1DZ England

Tel +44 (0)1235 815816 Fax +44 (0)1235 811234

E-mail oilite@bowman.co.uk Websites www.bowman.co.uk

www.oilitebearings.com (European Customers) www.oilite.com (USA and Canadian Customers)

Technical information

Lubrication

Standard OILITE® bearings are impregnated with a highly refined mineral oil to ISO VG (SAE 30) having a high viscosity index and containing anti-oxidant, anti-rust and defoamant additives.

To prevent possible seizures with stainless steel, hard-chromium and nickel plated shafts, an addition of molybdenum disulphide to the impregnation oil must be specified.

Any particular application thought to be outside standard conditions should be referred to our Technical Department.

However, here are some basic rules:

1. Low viscosity oil for low temperatures, high speeds or light loads
2. High viscosity oil for high temperatures, low speeds or heavy loads
3. High viscosity index oil for wide variations in operating temperatures
4. Oxidation stable oils for long-period usage
5. Oil with 'oiliness' additives for boundary conditions
6. Oil of lesser 'oiliness' for full film (hydrodynamic) conditions
7. Oil with Extreme Pressure (E.P.) additives for very heavy or shock loads

Fitting

Before fitting make sure that all sharp edges are removed from the housing and mating shaft. The bearing must be free from grit and dust.

Always use a fitting pin and steady pressure to insert the bearing. Never use hammer blows. Shafts should ideally be hardened to approximately HRC 60 and ground to a surface roughness of $R_a = 0.25 \mu\text{m}$. (Refer to fitting data page).

Note: In extreme circumstances a combination of tolerances can make insertion of the fitting pin difficult. For advice on the recommended course of action in such cases contact our Technical Department on the number below.

Storage

OILITE® bearings can be stored for considerable periods without deterioration or loss of oil if kept in a metal or other non-absorbent container, at room temperature. Proximity to heat could cause oil loss by sweating, in which case re-oiling is necessary before fitting. Wash in oil if storage conditions are in doubt.

Re-oiling

After machining of the bearing, or following oil loss during storage, immerse in high quality mineral oil to ISO VG 68 or ISO VG 150 (SAE 30 or SAE 40) at 60°C to 70°C for 10 to 15 minutes and then cool in cold oil.

Machining

A specialised Machine Shop is available and we would be pleased to quote for your specific requirements.

For customers who prefer to machine OILITE® materials themselves, please contact our technical department and request our machining recommendations brochure or download the document from www.oilitebearings.com.

Oilite® materials

Material		Copper (Cu) %	Iron (Fe) %	Carbon (C) %	Tin (Sn) %	Other Elements Max %	Open Porosity P Min %	Oil Content Min %	Radial Crushing Strength K Min N/mm ²	Density P Nominal g/cc	Static Load Max N/mm ²	PV Factor N/mm ² x m/s	Dynamic Load max N/mm ²	V max m/s
Oilite®	MB01-1	Balance	1.0 Max	<0.3	9.0 - 11.0	2.0	27	24	120	6.0	35	1.8	10	6.0
	MB01-2	Balance	1.0 Max	<0.3	9.0 - 11.0	2.0	22	20	160	6.6	50	1.8	14	5.0
	MB01-3	Balance	1.0 Max	<0.3	9.0 - 11.0	2.0	20	18	180	7.0	65	1.8	18	5.5
Iron Oilite®	MB02-3	Nil	Balance	<0.3	Nil	2.0	17	15	220	6.2	90	1.4	20	2.0
Super Oilite®		18.0 - 22.0	Balance	<0.3	Nil	2.0	21	19	275	6.0	120	1.3	28	1.0
Super Oilite® 16		18.0 - 22.0	Balance	0.6 - 1.0	Nil	2.0	17	15	410	6.2	300	2.6	55	0.2
Super Oilite® 900	MB04-1	24.0 - 26.0	Balance	Nil	Nil	2.0	22	20	275	6.0	120	1.4	28	1.0

MB01-1 Non standard available on request.

MB01-2 All products unless otherwise stated.

MB01-3 Applicable to DIN standard.

Other bearing materials for special applications are also available

- NOTES:
- Density, oil content and open porosity determined according to BS5600 Pt 3 Section 3.2 1988
 - Radial crushing strength, according to BS EN ISO 2739:- 1998
 - PV factor = Pressure (N/mm²) x bearing surface velocity (m/s) where pressure = load (N) ÷ Projected area (d x L) and d = inside diameter (mm).
 - Bars, Cored Bars and Plates may contain up to 1% C.

Nearest equivalent specifications

MATERIAL	MB Grade	ISO 5755/1 1987	UK	France	Germany	U.S.A.		
			BS5600 Part 5 Section 5.1 1988	NF ISO 5755/1 A 95-771-1	DIN 30 910 PART 3	M.P.I.F. STAND. 35	S.A.E.	A.S.T.M.
Oilite®	MB01-1	P4011Z	P4011Z	FU-E10-60		CT-1000-K19	840	B438 Grd 1 Type 1
Bronze	MB01-2	P4012Z	P4012Z	FU-E10-64	Sint A50	CT-1000-K26	841	B438 Grd 1 Type 2
	MB01-3	P4013Z	P4013Z	FU-E10-68	Sint B50	CT-1000-K37	842	B438 Grd 1 Type 3

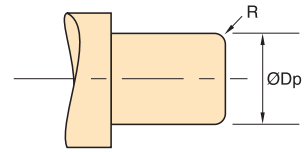
Lubricants and additives

The standard stock range of Oilite® bearings is impregnated with a mineral oil SAE 30; all machined Oilite® bearings and plates are supplied fully impregnated after machining. A wide range of lubricants are available to meet specific requirements within a temperature range of -60°C to 200°C, lubricant additives are also available to impart anti-wear properties in marginal lubrication conditions. Special additives are also available for use with various shaft materials and finishes.

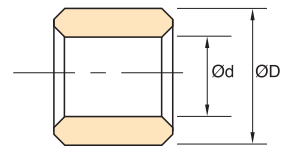
It is highly recommended that additives are employed when using stainless steel shafts. Please contact our technical department for advice on specific applications.

Metric plain bearings to ISO 2795 – fitting data

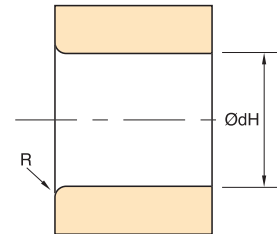
Part Code	Basic Sizes		∅ dH (H7)		∅ Dp (m5)		∅ dF (H7)		∅ Ds (f7)	
	∅ d	∅ D	Min.	Max.	Min.	Max.	Min.	Max.	Min.	Max.
AM 0205	2	5	5.000	5.012	2.002	2.006	2.000	2.010	1.984	1.994
AM 0305	3	5	5.000	5.012	3.002	3.006	3.000	3.010	2.984	2.994
AM 0306	3	6	6.000	6.012	3.002	3.006	3.000	3.010	2.984	2.994
AM 0407	4	7	7.000	7.015	4.004	4.009	4.000	4.012	3.978	3.990
AM 0408	4	8	8.000	8.015	4.004	4.009	4.000	4.012	3.978	3.990
AM 0508	5	8	8.000	8.015	5.004	5.009	5.000	5.012	4.978	4.990
AM 0509	5	9	9.000	9.015	5.004	5.009	5.000	5.012	4.978	4.990
AM 0609	6	9	9.000	9.015	6.004	6.009	6.000	6.012	5.978	5.990
AM 0610	6	10	10.000	10.015	6.004	6.009	6.000	6.012	5.978	5.990
AM 0710	7	10	10.000	10.015	7.005	7.012	7.000	7.015	6.972	6.987
AM 0711	7	11	11.000	11.018	7.005	7.012	7.000	7.015	6.972	6.987
AM 0811	8	11	11.000	11.018	8.006	8.012	8.000	8.015	7.972	7.987
AM 0812	8	12	12.000	12.018	8.006	8.012	8.000	8.015	7.972	7.987
AM 0814	8	14	14.000	14.018	8.006	8.012	8.000	8.015	7.972	7.987
AM 0912	9	12	12.000	12.018	9.006	9.012	9.000	9.015	8.972	8.987
AM 0914	9	14	14.000	14.018	9.006	9.012	9.000	9.015	8.972	8.987
AM 1013	10	13	13.000	13.018	10.006	10.012	10.000	10.015	9.972	9.987
AM 1014	10	14	14.000	14.018	10.006	10.012	10.000	10.015	9.972	9.987
AM 1015	10	15	15.000	15.018	10.006	10.012	10.000	10.015	9.972	9.987
AM 1016	10	16	16.000	16.018	10.006	10.012	10.000	10.015	9.972	9.987
AM 1215	12	15	15.000	15.018	12.007	12.015	12.000	12.018	11.966	11.984
AM 1216	12	16	16.000	16.018	12.007	12.015	12.000	12.018	11.966	11.984
AM 1218	12	18	18.000	18.018	12.007	12.015	12.000	12.018	11.966	11.984
AM 1418	14	18	18.000	18.018	14.007	14.015	14.000	14.018	13.966	13.984
AM 1420	14	20	20.000	20.021	14.007	14.015	14.000	14.018	13.966	13.984
AM 1519	15	19	19.000	19.021	15.007	15.015	15.000	15.018	14.966	14.984
AM 1521	15	21	21.000	21.021	15.007	15.015	15.000	15.018	14.966	14.984
AM 1620	16	20	20.000	20.021	16.007	16.015	16.000	16.018	15.966	15.984
AM 1622	16	22	22.000	22.021	16.007	16.015	16.000	16.018	15.966	15.984
AM 1822	18	22	22.000	22.021	18.007	18.015	18.000	18.018	17.966	17.984
AM 1824	18	24	24.000	24.021	18.007	18.015	18.000	18.018	17.966	17.984
AM 1825	18	25	25.000	25.021	18.007	18.015	18.000	18.018	17.966	17.984
AM 2024	20	24	24.000	24.021	20.008	20.017	20.000	20.021	19.959	19.980
AM 2025	20	25	25.000	25.021	20.008	20.017	20.000	20.021	19.959	19.980
AM 2026	20	26	26.000	26.021	20.008	20.017	20.000	20.021	19.959	19.980
AM 2028	20	28	28.000	28.021	20.008	20.017	20.000	20.021	19.959	19.980
AM 2227	22	27	27.000	27.021	22.008	22.017	22.000	22.021	21.959	21.980
AM 2228	22	28	28.000	28.021	22.008	22.017	22.000	22.021	21.959	21.980
AM 2232	22	32	32.000	32.025	22.008	22.017	22.000	22.021	21.959	21.980
AM 2530	25	30	30.000	30.021	25.008	25.017	25.000	25.021	24.959	24.980
AM 2532	25	32	32.000	32.025	25.008	25.017	25.000	25.021	24.959	24.980
AM 2535	25	35	35.000	35.025	25.008	25.017	25.000	25.021	24.959	24.980
AM 2836	28	36	36.000	36.025	28.008	28.017	28.000	28.021	27.959	27.980
AM 3035	30	35	35.000	35.025	30.008	30.017	30.000	30.021	29.959	29.980
AM 3038	30	38	38.000	38.025	30.008	30.017	30.000	30.021	29.959	29.980
AM 3040	30	40	40.000	40.025	30.008	30.017	30.000	30.021	29.959	29.980
AM 3238	32	38	38.000	38.025	32.009	32.020	32.000	32.025	31.950	31.975
AM 3240	32	40	40.000	40.025	32.009	32.020	32.000	32.025	31.950	31.975
AM 3541	35	41	41.000	41.025	35.009	35.020	35.000	35.025	34.950	34.975
AM 3544	35	44	44.000	44.025	35.009	35.020	35.000	35.025	34.950	34.975
AM 3545	35	45	45.000	45.025	35.009	35.020	35.000	35.025	34.950	34.975
AM 3642	36	42	42.000	42.025	36.009	36.020	36.000	36.025	35.950	35.975
AM 3645	36	45	45.000	45.025	36.009	36.020	36.000	36.025	35.950	35.975
AM 3844	38	44	44.000	44.025	38.009	38.020	38.000	38.025	37.950	37.975
AM 3848	38	48	48.000	48.025	38.009	38.020	38.000	38.025	37.950	37.975
AM 4046	40	46	46.000	46.025	40.009	40.020	40.000	40.025	39.950	39.975
AM 4050	40	50	50.000	50.025	40.009	40.020	40.000	40.025	39.950	39.975
AM 4248	42	48	48.000	48.025	42.009	42.020	42.000	42.025	41.950	41.975
AM 4252	42	52	52.000	52.030	42.009	42.020	42.000	42.039	41.950	41.975
AM 4551	42	51	51.000	51.030	45.009	45.020	45.000	45.039	41.950	41.975
AM 4555	45	55	55.000	55.030	45.009	45.020	45.000	45.039	44.950	44.975
AM 4556	45	56	56.000	56.030	45.009	45.020	45.000	45.039	44.950	44.975
AM 4855	48	55	55.000	55.030	48.009	48.020	48.000	48.039	47.950	47.975
AM 4858	48	58	58.000	58.030	48.009	48.020	48.000	48.039	47.950	47.975
AM 5060	50	60	60.000	60.030	50.009	50.020	50.000	50.039	49.950	49.975
AM 5563	55	63	63.000	63.030	55.010	55.024	55.000	55.046	54.940	54.970
AM 5565	55	65	65.000	65.030	55.010	55.024	55.000	55.046	54.940	54.970
AM 6068	60	68	68.000	68.030	60.010	60.024	60.000	60.046	59.940	59.970
AM 6070	60	70	70.000	70.030	60.010	60.024	60.000	60.046	59.940	59.970
AM 6072	60	72	72.000	72.030	60.010	60.024	60.000	60.046	59.940	59.970
AM 6370	63	70	70.000	70.030	63.010	63.024	63.000	63.046	62.940	62.970



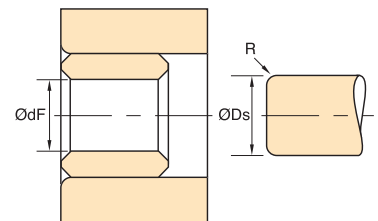
Fitting Pin



Free Bush



Housing



Fitted Bush

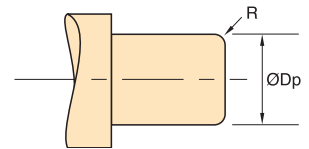
Shaft

Bowman International Limited reserve the right to change specifications without prior notice E & OE

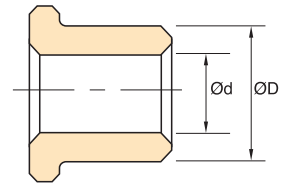
Metric flanged bearings to ISO 2795 – fitting data

Part Code	Basic Sizes		Ø dH (H7)		Ø Dp (m5)		Ø dF (H7)		Ø Ds (f7)	
	Ø d	Ø D	Min.	Max.	Min.	Max.	Min.	Max.	Min.	Max.
AL 0205	02	05	5.000	5.012	2.002	2.006	2.000	2.010	1.984	1.994
AL 0306	03	06	6.000	6.012	3.002	3.006	3.000	3.010	2.984	2.994
AL 0408	04	08	8.000	8.015	4.004	4.009	4.000	4.012	3.978	3.990
AL 0509	05	09	9.000	9.015	5.004	5.009	5.000	5.012	4.978	4.990
AL 0610	06	10	10.000	10.015	6.004	6.009	6.000	6.012	5.978	5.990
AL 0711	07	11	11.000	11.018	7.005	7.012	7.000	7.015	6.972	6.987
AL 0812	08	12	12.000	12.018	8.005	8.012	8.000	8.015	7.972	7.987
AL 1013	10	13	13.000	13.018	10.005	10.012	10.000	10.015	9.972	9.987
AL 1015	10	15	15.000	15.018	10.005	10.012	10.000	10.015	9.972	9.987
AL 1016	10	16	16.000	16.018	10.005	10.012	10.000	10.015	9.972	9.987
AL 1215	12	15	15.000	15.018	12.006	12.015	12.000	12.018	11.966	11.984
AL 1217	12	17	17.000	17.018	12.006	12.015	12.000	12.018	11.966	11.984
AL 1218	12	18	18.000	18.018	12.006	12.015	12.000	12.018	11.966	11.984
AL 1420	14	20	20.000	20.021	14.006	14.015	14.000	14.018	13.966	13.984
AL 1519	15	19	19.000	19.021	15.006	15.015	15.000	15.018	14.966	14.984
AL 1521	15	21	21.000	21.021	15.006	15.015	15.000	15.018	14.966	14.984
AL 1620	16	20	20.000	20.021	16.006	16.015	16.000	16.018	15.966	15.984
AL 1622	16	22	22.000	22.021	16.006	16.015	16.000	16.018	15.966	15.984
AL 1824	18	24	24.000	24.021	18.006	18.015	18.000	18.018	17.966	17.984
AL 2024	20	24	24.000	24.021	20.007	20.017	20.000	20.021	19.959	19.980
AL 2026	20	26	26.000	26.021	20.007	20.017	20.000	20.021	19.959	19.980
AL 2228	22	28	28.000	28.021	22.007	22.017	22.000	20.021	21.959	21.980
AL 2530	25	30	30.000	30.021	25.007	25.017	25.000	22.021	24.959	24.980
AL 2532	25	32	32.000	32.025	25.007	25.017	25.000	25.021	24.959	24.980
AL 2836	28	36	36.000	36.025	28.007	28.017	28.000	28.021	27.959	27.980
AL 3038	30	38	38.000	38.025	30.007	30.017	30.000	30.021	29.959	29.980
AL 3238	32	38	38.000	38.025	32.009	32.020	32.000	32.025	31.950	31.975
AL 3240	32	40	40.000	40.025	32.009	32.020	32.000	32.025	31.950	31.975
AL 3545	35	45	45.000	45.025	35.009	35.020	35.000	35.025	34.950	34.975
AL 3848	38	48	48.000	48.025	38.009	38.020	38.000	38.025	37.950	37.975
AL 4046	40	46	46.000	46.025	40.009	40.020	40.000	40.025	39.950	39.975
AL 4050	40	50	50.000	50.025	40.009	40.020	40.000	40.025	39.950	39.975

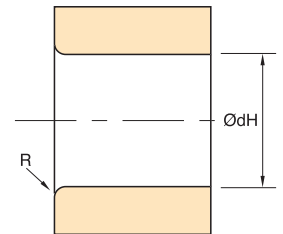
Part Code	Basic Sizes		Ø dH (H7)		Ø Dp (m5)		Ø dF (H7)		Ø Ds (f7)	
	Ø d	Ø D	Min.	Max.	Min.	Max.	Min.	Max.	Min.	Max.
AL 4252	42	52	52.000	52.030	42.009	42.020	42.000	42.039	41.950	41.975
AL 4555	45	55	55.000	55.030	45.009	45.020	45.000	45.039	44.950	44.975
AL 5060	50	60	60.000	60.030	50.009	50.020	50.000	50.039	49.950	49.975



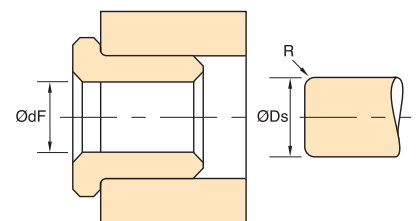
Fitting Pin



Free Bush



Housing



Fitted Bush

Shaft

Metric stock tolerances

Tolerances

Plain Bearings

Length:	L js 13
Concentricity:	Full indicated movement. D with respect to d: D < 50 mm IT9; D > 50 mm, IT10.

Flanged Bearings

Length:	L js 13
Flange thickness:	e js 13
Flange diameter:	D js 13

Chamfers: 45° chamfers are incorporated on inside and outside diameters at each end of the bush. Chamfer length varies with bush wall thickness and outside diameter.

Flanged Bearings

Radii (between outside diameter and flange face)

Outside Diameter	r max.
≤ 12	0.3
> 12 ≤ 30	0.6
> 30	0.8

Plain and Flanged Bearings

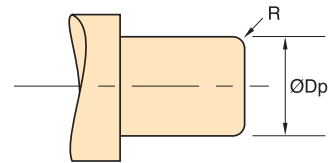
Tolerances

Nominal Sizes (mm)	IT9			IT10			JS13		
	Min.	Max.	Min.	Max.	Min.	Max.	Min.	Max.	
-	3	0.025	-	-	+0.070	-0.070	-	-	
3	6	0.030	-	-	+0.090	-0.090	-	-	
6	10	0.036	-	-	+0.110	-0.110	-	-	
10	18	0.043	-	-	+0.135	-0.135	-	-	
18	30	0.052	-	-	+0.165	-0.165	-	-	
30	50	0.062	-	-	+0.195	-0.195	-	-	
50	80	-	0.120	-	+0.230	-0.230	-	-	

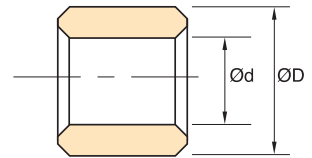
French metric plain bearings – fitting data

Part No.	Basic Sizes		ØdH (H7)		ØDp (m5)		Ødf (H7/H8)		ØDs (f7)	
	Ød	ØD	Max	Min	Min	Max	Min	Max	Min	Max
AF0205	2	5	5.000	5.012	2.002	2.006	2.000	2.010	1.984	1.994
AF0306	3	6	6.000	6.012	3.002	3.009	3.000	3.012	2.984	2.994
AF0407	4	7	7.000	7.015	4.004	4.009	4.000	4.012	3.978	3.990
AF0408	4	8	8.000	8.015	4.004	4.009	4.000	4.012	3.978	3.990
AF0508	5	8	8.000	8.015	5.004	5.009	5.000	5.012	4.978	4.990
AF0509	5	9	9.000	9.015	5.004	5.009	5.000	5.012	4.978	4.990
AF0609	6	9	9.000	9.015	6.004	6.009	6.000	6.012	5.978	5.990
AF0610	6	10	10.000	10.015	6.004	6.009	6.000	6.012	5.978	5.990
AF0612	6	12	12.000	12.018	6.004	6.009	6.000	6.012	5.978	5.990
AF0710	7	10	10.000	10.015	7.006	7.012	7.000	7.015	6.972	6.987
AF0811	8	11	11.000	11.018	8.006	8.012	8.000	8.015	7.972	7.987
AF0812	8	12	12.000	12.018	8.006	8.012	8.000	8.015	7.972	7.987
AF0814	8	14	14.000	14.018	8.006	8.012	8.000	8.015	7.972	7.987
AF0912	9	12	12.000	12.018	9.006	9.012	9.000	9.015	8.972	8.987
AF1013	10	13	13.000	13.018	10.006	10.012	12.000	10.015	9.972	9.987
AF1014	10	14	14.000	14.018	10.006	10.012	10.000	10.015	9.972	9.987
AF1015	10	15	15.000	15.018	10.006	10.012	10.000	10.015	9.972	9.987
AF1016	10	16	16.000	16.018	10.006	10.012	10.000	10.015	9.972	9.987
AF1215	12	15	15.000	15.018	12.007	12.015	12.000	12.018	11.966	11.984
AF1216	12	16	16.000	16.018	12.007	12.015	12.000	12.018	11.966	11.984
AF1217	12	17	17.000	17.018	12.007	12.015	12.000	12.018	11.966	11.984
AF1218	12	18	18.000	18.018	12.007	12.015	12.000	12.018	11.966	11.984
AF1418	14	18	18.000	18.018	14.007	14.015	14.000	14.018	13.966	13.984
AF1420	14	20	20.000	20.021	14.007	14.015	14.000	14.018	13.966	13.984
AF1519	15	19	19.000	19.021	15.007	15.015	15.000	15.018	14.966	14.984
AF1521	15	21	21.000	21.021	15.007	15.015	15.000	15.018	14.966	14.984
AF1620	16	20	20.000	20.021	16.007	16.015	16.000	16.018	15.966	15.984
AF1622	16	22	22.000	22.021	16.007	16.015	16.000	16.018	15.966	15.984
AF1822	18	22	22.000	22.021	18.007	18.015	18.000	18.018	17.966	17.984
AF1824	18	24	24.000	24.021	18.007	18.015	18.000	18.018	17.966	17.984
AF1825	18	25	25.000	25.021	18.007	18.015	18.000	18.018	17.966	17.984
AF2024	20	24	24.000	24.021	20.008	20.017	20.000	20.021	19.959	19.980
AF2025	20	25	25.000	25.021	20.008	20.017	20.000	20.021	19.959	19.980
AF2026	20	26	26.000	26.021	20.008	20.017	20.000	20.021	19.959	19.960
AF2027	20	27	27.000	27.021	20.008	20.017	20.000	20.021	19.959	19.980
AF2028	20	28	28.000	28.021	20.008	20.017	20.000	20.021	19.959	19.980
AF2227	22	27	27.000	27.021	22.008	22.017	22.000	22.021	21.959	21.980
AF2228	22	28	28.000	28.021	22.008	22.017	22.000	22.021	21.959	21.980
AF2229	22	29	29.000	29.021	22.008	22.017	22.000	22.021	21.959	21.980
AF2530	25	30	30.000	30.021	25.008	25.017	25.000	25.021	24.959	24.980
AF2532	25	32	32.000	32.025	25.008	25.017	25.000	25.021	24.959	24.980
AF2832	28	32	32.000	32.025	28.008	28.017	28.000	28.021	27.959	27.980
AF2833	28	33	33.000	33.025	28.008	28.017	28.000	28.021	27.959	27.980
AF2836	28	36	36.000	36.025	28.008	28.017	28.000	28.021	27.959	27.980
AF3038	30	38	38.000	38.025	30.008	30.017	30.000	30.021	29.959	29.980
AF3238	32	38	38.000	38.025	32.009	32.020	32.000	32.025	31.950	31.975
AF3240	32	40	40.000	40.025	32.009	32.020	32.000	32.025	31.950	31.975
AF3544	35	44	44.000	44.025	35.009	35.020	35.000	35.025	34.950	34.975
AF3545	35	45	45.000	45.025	35.009	35.020	35.000	35.025	34.950	34.975
AF3642	36	42	42.000	42.025	36.009	36.020	36.000	36.025	35.950	35.975
AF3545	36	45	45.000	45.025	36.009	36.020	36.000	36.025	35.950	35.975
AF3844	38	44	44.000	44.025	38.009	38.020	38.000	38.025	37.950	37.975
AF4046	40	46	46.000	46.025	40.009	40.020	40.000	40.025	39.950	39.975
AF4050	40	50	50.000	50.025	40.009	40.020	40.000	40.025	39.950	39.975
AF4551	45	51	51.000	51.030	45.009	45.020	45.000	45.025	44.950	44.975
AF4555	45	55	55.000	55.030	45.009	45.020	45.000	45.025	44.950	44.975
AF4556	45	56	56.000	56.030	45.009	45.020	45.000	45.025	44.950	44.975
AF5056	50	56	56.000	56.030	50.009	50.020	50.000	50.025	49.950	49.975
AF5060	50	60	60.000	60.030	50.009	50.020	50.000	50.025	49.950	49.975
AF5565	55	65	65.000	65.030	55.011	55.024	55.000	55.030	55.940	54.970
AF6070	60	70	70.000	70.030	60.011	60.024	60.000	60.046	59.940	59.970
AF6072	60	72	72.000	72.030	60.011	60.024	60.000	60.046	59.940	59.970
AF6080	60	80	80.000	80.030	60.011	60.024	60.000	60.046	59.940	59.970
AF6370	63	70	70.000	70.030	63.011	63.024	63.000	63.046	62.940	62.970

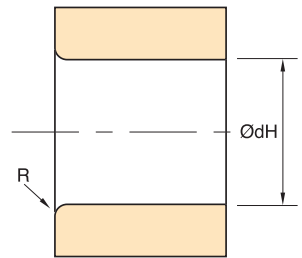
Note: For cylindrical bearings of Ø int>60mm housing tolerance H8.



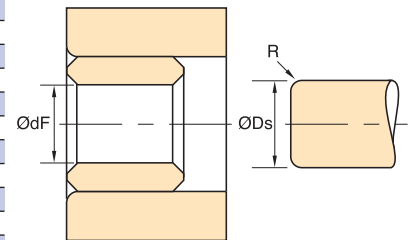
Fitting Pin



Free Bush



Housing



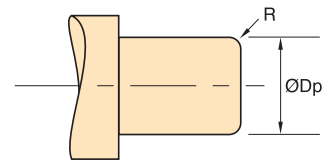
Fitted Bush

Shaft

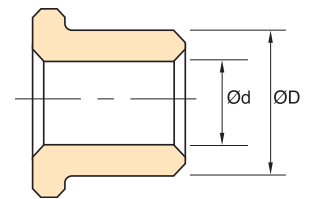
French metric flanged bearings – fitting data

Part No.	Basic Sizes		ØdH (H7)		ØDp (m5)		Ødf (H7/H8)		ØDs (f7)	
	Ød	ØD	Max	Min	Min	Max	Min	Max	Min	Max
AG0306	3	6	6.000	6.012	3.002	3.006	3.000	3.014	2.984	2.994
AG0408	4	8	8.000	8.016	4.004	4.009	4.000	4.018	3.978	3.990
AG0610	6	10	10.000	10.015	6.004	6.009	6.000	6.018	5.978	5.990
AG0812	8	12	12.000	12.018	8.006	8.012	8.000	8.022	7.972	7.987
AG0914	9	14	14.000	14.018	9.006	9.012	9.000	9.022	8.972	8.987
AG1013	10	13	13.000Ω	13.018	10.006	10.012	10.000	10.002	9.972	9.987
AG1015	10	15	15.000	15.018	10.006	10.012	10.000	10.022	9.972	9.987
AG1016	10	16	16.000	16.018	10.006	10.012	10.000	10.022	9.972	9.987
AG1215	12	15	15.000	15.018	12.007	12.015	12.000	12.027	11.966	11.984
AG1217	12	17	17.000	17.018	12.007	12.015	12.000	12.027	11.966	11.984
AG1218	12	18	18.000	18.018	12.007	12.015	12.000	12.027	11.966	11.984
AG1418	14	18	18.000	18.018	14.007	14.015	14.000	14.027	13.966	13.984
AG1420	14	20	20.000	20.021	14.007	14.015	14.000	14.027	13.966	13.984
AG1519	15	19	19.000	19.021	15.007	15.015	15.000	15.027	14.966	14.984
AG1521	15	21	21.000	21.021	15.007	15.015	15.000	15.027	14.966	14.984
AG1620	16	20	20.000	20.021	16.007	16.015	16.000	16.027	15.966	15.984
AG1622	16	22	22.000	22.021	16.007	16.015	16.000	16.027	15.966	15.984
AG1822	18	22	22.000	22.021	18.007	18.015	18.000	18.027	17.966	17.984
AG1824	18	24	24.000	24.021	18.007	18.015	18.000	18.027	17.966	17.984
AG2024	20	24	24.000	24.021	20.008	20.017	20.000	20.033	19.959	19.980
AG2026	20	26	26.000	26.021	20.008	20.017	20.000	20.033	19.959	19.980
AG2227	22	27	27.000	27.021	22.008	22.017	22.000	22.033	21.959	21.980
AG2228	22	28	28.000	28.021	22.008	22.017	22.000	22.033	21.959	21.980
AG2229	22	29	29.000	29.021	22.008	22.017	22.000	22.033	21.959	21.980
AG2530	25	30	30.000	30.021	25.008	25.017	25.000	25.033	24.959	24.980
AG2532	25	32	32.000	32.025	25.008	25.017	25.000	25.033	24.959	24.980
AG2833	28	33	33.000	33.025	28.008	28.017	28.000	28.033	27.959	27.980
AG2836	28	36	36.000	36.025	28.008	28.017	28.000	28.033	27.959	27.980
AG3038	30	38	38.000	38.025	30.008	30.017	30.000	30.033	29.959	29.980
AG3238	32	38	38.000	38.025	32.009	32.020	32.000	32.039	31.950	31.975
AG3240	32	40	40.000	40.025	32.009	32.020	32.000	32.039	31.950	31.975
AG3242	36	42	42.000	42.025	36.009	36.020	36.000	36.039	35.950	35.975
AG3645	36	45	45.000	45.025	36.009	36.020	36.000	36.039	35.950	35.975
AG4046	40	46	46.000	46.025	40.009	40.020	40.000	40.039	39.950	39.975
AG4050	40	50	50.000	50.025	40.009	40.020	40.000	40.039	39.950	39.975
AG4551	45	51	51.000	51.030	45.009	45.020	45.000	45.039	44.950	44.975
AG4556	45	56	56.000	56.030	45.009	45.020	45.000	45.039	44.950	44.975
AG5056	50	56	56.000	56.030	50.009	50.020	50.000	50.039	49.950	49.975
AG5060	50	60	56.000	56.030	50.009	50.020	50.000	50.039	49.950	49.975
AG6070	60	70	70.000	70.030	60.011	60.024	60.000	60.046	59.940	59.970

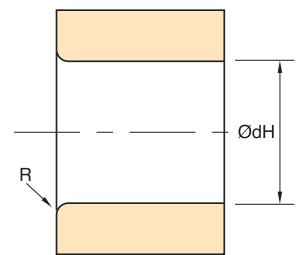
Note: For cylindrical bearings of Ø int > 60mm housing tolerance H8.



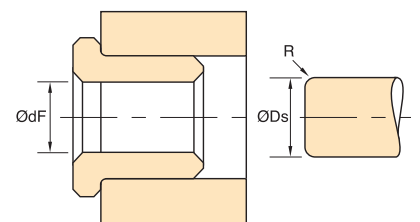
Fitting Pin



Free Bush



Housing

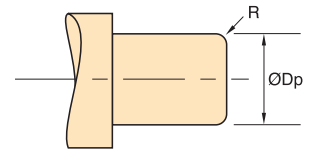


Fitted Bush

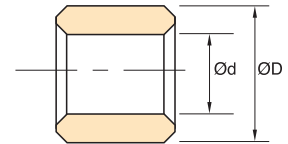
Shaft

German metric plain bearings to DIN 1850 – fitting data

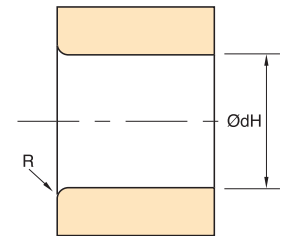
Part No.	Basic Sizes		ØdH (H7)		ØDp (m5)		Ødf (H7/H8)		ØDs (f7)	
	Ød	ØD	Max	Min	Min	Max	Min	Max	Min	Max
AD0306	3	6	6.000	6.012	3.002	3.006	3.000	3.010	2.984	2.984
AD0408	4	8	8.000	8.015	4.004	4.009	4.000	4.012	3.978	3.990
AD0509	5	9	9.000	9.015	5.004	5.009	5.000	5.012	4.978	4.990
AD0610	6	10	10.000	10.015	6.004	6.009	6.000	6.012	5.978	5.990
AD0612	6	12	12.000	12.018	6.004	6.009	6.000	6.012	5.978	5.990
AD0812	8	12	12.000	12.018	8.006	8.012	8.000	8.015	7.972	7.987
AD1016	10	16	16.000	16.018	10.006	10.012	10.000	10.015	9.972	9.987
AD1218	12	18	18.000	18.018	12.007	12.015	12.000	12.018	11.966	11.984
AD1420	14	20	20.000	20.021	14.007	14.015	14.000	14.018	13.966	13.984
AD1520	15	20	20.000	20.021	15.007	15.015	15.000	15.018	14.966	14.984
AD1622	16	22	22.000	22.021	16.007	16.015	16.000	16.018	15.966	15.984
AD1825	18	25	25.000	25.021	18.007	18.015	18.000	18.018	17.966	17.984
AD2026	20	26	26.000	26.021	20.008	20.017	20.000	20.021	19.959	19.980
AD2030	20	30	30.000	30.021	20.008	20.017	20.000	20.021	19.959	19.980
AD2228	22	28	28.000	28.021	22.008	22.017	22.000	22.021	21.959	21.980
AD2532	25	32	32.000	32.025	25.008	25.017	25.000	25.021	24.959	24.980
AD2836	28	36	36.000	36.025	28.008	28.017	28.000	28.021	27.959	27.980
AD3038	30	38	38.000	38.025	30.008	30.017	30.000	30.021	29.959	29.980
AD3040	30	40	40.000	40.025	30.008	30.017	30.000	30.021	29.959	29.980
AD3240	32	40	40.000	40.025	32.009	32.020	32.000	32.025	31.950	29.975
AD3545	35	45	45.000	45.025	35.009	35.020	35.000	35.025	34.950	34.975
AD4050	40	50	50.000	50.025	40.009	40.020	40.000	40.025	39.950	39.975
AD4556	45	56	56.000	56.030	45.009	45.020	45.000	45.025	44.950	44.975
AD5060	50	60	60.000	60.030	50.009	50.020	50.000	50.025	49.950	49.975



Fitting Pin



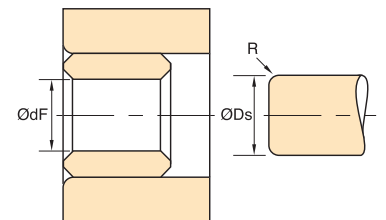
Free Bush



Housing

German metric flanged bearings to DIN 1850 – fitting data

Part No.	Basic Sizes		ØdH (H7)		ØDp (m5)		Ødf (H7/H8)		ØDs (f7)	
	Ød	ØD	Max	Min	Min	Max	Min	Max	Min	Max
AE0408	4	8	8.000	8.015	4.004	4.009	4.000	4.012	3.978	3.990
AE0610	6	10	10.000	10.015	6.004	6.009	6.000	6.012	5.978	5.990
AE0812	8	12	12.000	12.018	8.006	8.012	8.000	8.015	7.972	7.987
AE1016	10	16	16.000	16.018	10.006	10.012	10.000	10.015	9.972	9.987
AE1216	12	16	16.000	16.018	12.007	12.015	12.000	12.018	11.966	11.984
AE1420	14	20	20.000	20.021	14.007	14.015	14.000	14.018	13.966	13.984
AE1622	16	22	22.000	22.021	16.007	16.015	16.000	16.018	15.966	15.984
AE1824	18	24	24.000	24.021	18.007	18.015	18.000	18.018	17.966	17.984
AE2026	20	26	26.000	26.021	20.008	20.017	20.000	20.021	19.959	19.980

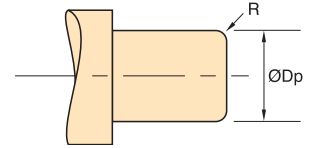


Fitted Bush

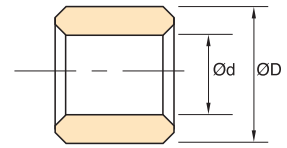
Shaft

Inch plain bearings – fitting data

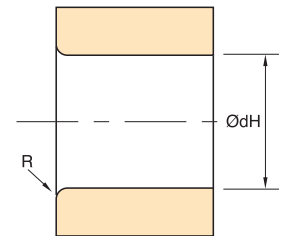
Part Code	Basic Sizes		Ø dH (H8)		Ø Dp		Ø dF			Ø Ds (f7) (except *)	
	Ø d	Ø D	Min.	Max.	Min.	Max.	Min.	Max.	Tol.	Min.	Max.
AI 0305	3/16	5/16	0.3125	0.3134	0.1877	0.1879	0.1876	0.1886		0.1866	0.1871
AI 0406	1/4	5/8	0.3750	0.3759	0.2502	0.2504	0.2500	0.2507	H8	0.2489	0.2495
AI 0407	1/4	7/16	0.4375	0.4385	0.2498	0.2500	0.2496	0.2506		0.2484*	0.2490*
AI 0408	1/4	1/2	0.5000	0.5010	0.2502	0.2504	0.2500	0.2504	H8	0.2489	0.2495
AI 0507	5/16	7/16	0.4375	0.4385	0.3127	0.3129	0.3125	0.3133	H8	0.3114	0.3120
AI 0508	5/16	1/2	0.5000	0.5010	0.3127	0.3129	0.3125	0.3131	H8	0.3114	0.3120
AI 0608	3/8	1/2	0.5000	0.5010	0.3752	0.3754	0.3750	0.3754	H8	0.3739	0.3745
AI 0610	3/8	5/8	0.6250	0.6260	0.3752	0.3754	0.3750	0.3759	H8	0.3739	0.3745
AI 0709	7/16	3/4	0.5625	0.5635	0.4377	0.4379	0.4375	0.4385	H8	0.4362	0.4369
AI 0711	7/16	11/16	0.6875	0.6885	0.4377	0.4379	0.4375	0.4385	H8	0.4362	0.4369
AI 0810	1/2	5/8	0.6250	0.6260	0.5002	0.5005	0.5000	0.5009	H8	0.4987	0.4994
AI 0811	1/2	11/16	0.6875	0.6885	0.5002	0.5005	0.5000	0.5012		0.4987	0.4994
AI 0812	1/2	3/4	0.7500	0.7512	0.5002	0.5005	0.5000	0.5010	H8	0.4987	0.4994
AI 0911	5/8	11/16	0.6875	0.6885	0.5625	0.5628	0.5625	0.5634	H8	0.5612	0.5619
AI 0912	5/8	3/4	0.7500	0.7512	0.5635	0.5638	0.5633	0.5644		0.5618*	0.5625*
AI 1012	3/4	1	0.7500	0.7512	0.6252	0.6255	0.6250	0.6263		0.6237	0.6244
AI 1013	3/4	13/16	0.8125	0.8137	0.6252	0.6255	0.6250	0.6269		0.6237	0.6244
AI 1014	3/4	7/8	0.8750	0.8762	0.6252	0.6255	0.6250	0.6259	H8	0.6237	0.6244
AI 1115	11/16	15/16	0.9375	0.9387	0.6877	0.6880	0.6875	0.6880	H8	0.6892	0.6899
AI 1214	3/4	7/8	0.8750	0.8762	0.7502	0.7505	0.7500	0.7513		0.7484	0.7492
AI 1215	3/4	15/16	0.9375	0.9387	0.7516	0.7519	0.7514	0.7531		0.7499*	0.7508*
AI 1216	3/4	1	1.0000	1.0012	0.7502	0.7505	0.7500	0.7512	H8	0.7484	0.7492
AI 1218	3/4	1 1/8	1.1250	1.1262	0.7502	0.7505	0.7500	0.7521		0.7484	0.7492
AI 1220	3/4	1 1/4	1.2000	1.2516	0.7502	0.7505	0.7500	0.7520		0.7484	0.7492
AI 1416	7/8	1	1.0000	1.0012	0.8752	0.8755	0.8750	0.8761	H8	0.8737	0.8744
AI 1418	7/8	1 1/8	1.1250	1.1262	0.8752	0.8755	0.8750	0.8761	H8	0.8737	0.8744
AI 1618	1	1 1/8	1.1250	1.1262	1.0002	1.0006	1.0000	1.0012	H8	0.9984	0.9992
AI 1620	1	1 1/4	1.1250	1.2516	1.0002	1.0006	1.0000	1.0012	H8	0.9984	0.9992
AI 1624	1	1 1/2	1.5000	1.5016	1.0002	1.0006	1.0000	1.0016		0.9984	0.9992
AI 1822	1 1/8	1 3/8	1.3750	1.3766	1.1252	1.1256	1.1250	1.1265		1.1234	1.1244
AI 2024	1 1/4	1 1/2	1.5000	1.5016	1.2502	1.2506	1.2500	1.2514	H8	1.2480	1.2490
AI 2026	1 1/4	1 5/8	1.6250	1.6266	1.2502	1.2506	1.2500	1.2526		1.2480	1.2490
AI 2226	1 3/8	1 3/4	1.6250	1.6266	1.3752	1.3756	1.3750	1.3765	H8	1.3730	1.3740
AI 2228	1 3/8	1 7/8	1.7500	1.7516	1.3752	1.3756	1.3750	1.3762	H8	1.3730	1.3740
AI 2428	1 1/2	1 3/4	1.7500	1.7516	1.5002	1.5006	1.5000	1.5014	H8	1.4980	1.4990
AI 2430	1 1/2	1 7/8	1.8750	1.8766	1.5002	1.5006	1.5000	1.5016	H8	1.4980	1.4990
AI 2432	1 1/2	2	2.0000	2.0018	1.5002	1.5006	1.5000	1.5025		1.4980	1.4990
AI 2633	1 5/8	2 1/16	2.0625	2.0643	1.6252	1.6258	1.6250	1.6274		1.6230	1.6240
AI 2832	1 3/4	2	2.0000	2.0018	1.7502	1.7508	1.7500	1.7515	H8	1.7480	1.7490
AI 2836	1 3/4	2 1/4	2.2500	2.2518	1.7502	1.7508	1.7500	1.7515	H8	1.7480	1.7490
AI 3236	2	2 1/4	2.2500	2.2518	2.0002	2.0008	2.0000	2.0015	H8	1.9976	1.9988
AI 3240	2	2 1/2	2.5000	2.5018	2.0002	2.0008	2.0000	2.0011	H8	1.9976	1.9988
AI 3642	2 1/4	2 3/4	2.6250	2.6268	2.2502	2.2508	2.2500	2.2536		2.2476	2.2488
AI 3644	2 1/4	2 3/4	2.7500	2.7518	2.2502	2.2508	2.2500	2.2512	H8	2.2476	2.2488
AI 4048	2 1/2	3	3.0000	3.0018	2.5002	2.5008	2.5000	2.5013	H8	2.4976	2.4988
AI 4856	3	3 1/2	3.4980	3.5003	2.9957	2.9967	2.9955	2.9986		2.9922*	2.9940*



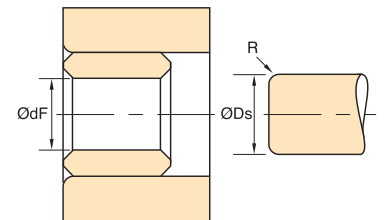
Fitting Pin



Free Bush



Housing



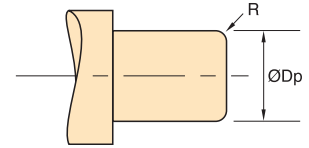
Fitted Bush

Shaft

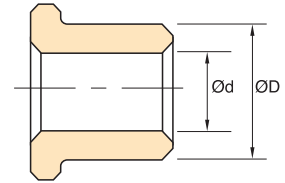
Bowman International Limited reserve the right to change specifications without prior notice E & OE

Inch flanged bearings – fitting data

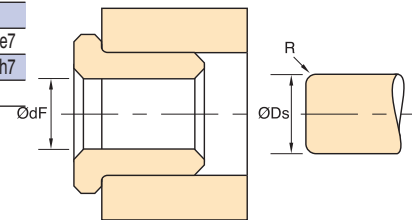
Part Code	Basic Sizes		Ø dH (H8)		Ø Dp		Ø dF			Ø Ds (f7) (except *)	
	Ø d	Ø D	Min.	Max.	Min.	Max.	Min.	Max.	Tol.	Min.	Max.
AJ 0305	3/16	5/16	0.3125	0.3134	0.1877	0.1879	0.1875	0.1883	H8	0.1866	0.1871
AJ 0406	1/4	5/16	0.3750	0.3759	0.2502	0.2504	0.2500	0.2504	H8	0.2489	0.2495
AJ 0508	5/16	1/2	0.5000	0.5010	0.3127	0.3129	0.3125	0.3127	H8	0.3114	0.3120
AJ 0509	5/16	5/16	0.5625	0.5635	0.3116	0.3118	0.3114	0.3121		0.3100*	0.3109*
AJ 0608	3/8	1/2	0.5000	0.5010	0.3752	0.3754	0.3750	0.3756	H8	0.3739	0.3745
UJ 0608	3/8	1/2	0.5000	0.5010	0.3752	0.3754	0.3750	0.3752	H8	0.3739	0.3745
AJ 0609	3/8	5/16	0.5625	0.5635	0.3744	0.3746	0.3742	0.3748		0.3739*	0.3745*
AJ 0610	3/8	5/16	0.6250	0.6260	0.3752	0.3754	0.3750	0.3758	H8	0.3739	0.3745
AJ 0709	7/16	5/8	0.5625	0.5635	0.4390	0.4392	0.4388	0.4401		0.4376*	0.4383*
AJ 0810	1/2	5/8	0.6250	0.6260	0.4997	0.4999	0.4995	0.5001	J8	0.4981*	0.4988*
AJ 0812	1/2	3/4	0.7500	0.7512	0.5002	0.5005	0.5000	0.5009	H8	0.4987	0.4994
AJ 1012	5/8	3/4	0.7500	0.7512	0.6266	0.6269	0.6264	0.6275		0.6251*	0.6258*
AJ 1014	5/8	7/8	0.8750	0.8762	0.6252	0.6255	0.6250	0.6259	H8	0.6237	0.6244
AJ 1216	3/4	1	1.0000	1.0012	0.7502	0.7505	0.7500	0.7512	H8	0.7484	0.7492
AJ 1416	7/8	1	1.0000	1.0012	0.8752	0.8755	0.8750	0.8761	H8	0.8737	0.8744
AJ 1418	7/8	1 1/8	1.1250	1.1262	0.8752	0.8755	0.8750	0.8761	H8	0.8737	0.8744
AJ 1620	1	1 1/4	1.2500	1.2516	1.0002	1.0006	1.0000	1.0012	H8	0.9984	0.9994
UJ 1620	1	1 1/4	1.2500	1.2516	1.0007	1.0010	1.0050	1.0017		0.9993*	1.0000*
AJ 1822	1 1/8	1 3/8	1.3750	1.3766	1.1252	1.1256	1.1250	1.1262	H8	1.1234	1.1244
AJ 2024	1 1/4	1 1/2	1.5000	1.5016	1.2502	1.2506	1.2500	1.2514	H8	1.2480	1.2490
AJ 2026	1 1/4	1 3/8	1.6250	1.6266	1.2502	1.2506	1.2500	1.2515	H8	1.2480	1.2490
AJ 2226	1 3/8	1 3/4	1.6250	1.6266	1.3740	1.3744	1.3738	1.3752		1.3720*	1.3730*
AJ 2428	1 1/2	1 3/4	1.7485	1.7502	1.5012	1.5016	1.5010	1.5020	F8	1.4990*	1.5000*
AJ 2430	1 1/2	1 3/4	1.8750	1.8766	1.5002	1.5006	1.5000	1.5015	H8	1.4980	1.4990



Fitting Pin



Free Bush



Fitted Bush

Shaft

Inch stock tolerances

Tolerances

Plain Bearings

Length: $L \leq 1\frac{1}{2}'' \pm 0.005''$
 $L > 1\frac{1}{2}'' \leq 3'' \pm 0.010''$

Concentricity: Full indicated movement, D with respect to d;

$d < \frac{1}{2}''$ 0.002" max
 $d > \frac{1}{2}''$ $1\frac{1}{2}''$ 0.003" max
 $d > 1\frac{1}{2}''$ 0.004" max

Flanged Bearings

Length: $L \leq 1\frac{1}{2}'' \pm 0.005''$
 $L > 1\frac{1}{2}'' \leq 3'' \pm 0.010''$

Flange thickness $e \pm 0.003''$
 Flange diameter $D1 \pm 0.005''$

$d < \frac{1}{2}''$ 0.002" max
 $d > \frac{1}{2}''$ $1\frac{1}{2}''$ 0.003" max
 $d < 1\frac{1}{2}''$ 0.004" max

Chamfers: 45° chamfers are incorporated on inside and outside diameters at each end of bush. Chamfer length varies with bush wall thickness and outside diameter.

Radii: Radii varies with bush wall thickness and outside diameter. Contact our Technical Department for details.

Oilite® Structural Parts

A leading force in precision component manufacturing


For almost 80 years OILITE® has been at the forefront of precision engineering component manufacture.

OILITE® products range from pump components, sprockets, ABS rings, gears, exhaust flanges to tooth belt pulleys. We service both European and World markets from our headquarters in the United Kingdom.

Innovative problem solving combined with our strong manufacturing and technical expertise puts us in the best possible position to service our markets.

Our flexible manufacturing approach and technical competence allows for tight deadlines, competitive pricing and comparatively small volumes as our systems are designed with our customers most pragmatic needs in mind. Our organisation is geared so that small volumes aren't a limiting factor and provide extremely cost-effective solutions.

OILITE®, working in partnership with our customers, deliver the best possible solutions to suit their needs. Our dedicated design, production, engineering and sales teams aim is to provide a personal service which will exceed our customers expectations.





oilite[®]

BEARINGS



BOWMAN INTERNATIONAL LIMITED

10 Isis Court, Wyndyke Furlong, Abingdon Business Park, Abingdon, Oxfordshire, OX14 1DZ England

Tel +44 (0)1235 815816 Fax +44 (0)1235 811234

E-mail oilite@bowman.co.uk Websites www.bowman.co.uk

www.oilitebearings.com (European Customers) www.oilite.com (USA and Canadian Customers)