



**Evidence for
Excellence in
Education**

Khalsa Science Academy

**Parent Survey
Key Findings**
16-05-2017



Key Findings 1 of 5

% of parents who agree
'Overall, I am satisfied with my
child's school'

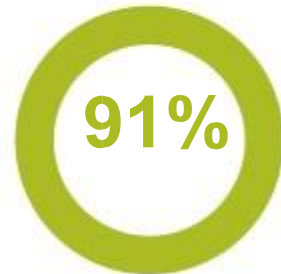
% of parents who agree
'The school provides a safe
environment for my child'

% of parents who agree
'My child is happy at school'

Your School



All Schools



Key Findings 2 of 5

29 parents completed the NFER Parent survey at your school.

For every question in the survey we have calculated whether there is a significant difference in the rating applied to each statement by your parents compared to all parents in the sample weighted to be nationally representative (All Schools).

The three areas where your school is most successful and the three areas where your school is least successful compared to other schools which took part in the parent survey are shown below.

Areas of strength in your school are:

The school's approaches are effective - homework

I am satisfied with the school's curriculum

The school provides a range of out-of-hours clubs and activities

Areas for potential development in your school are:

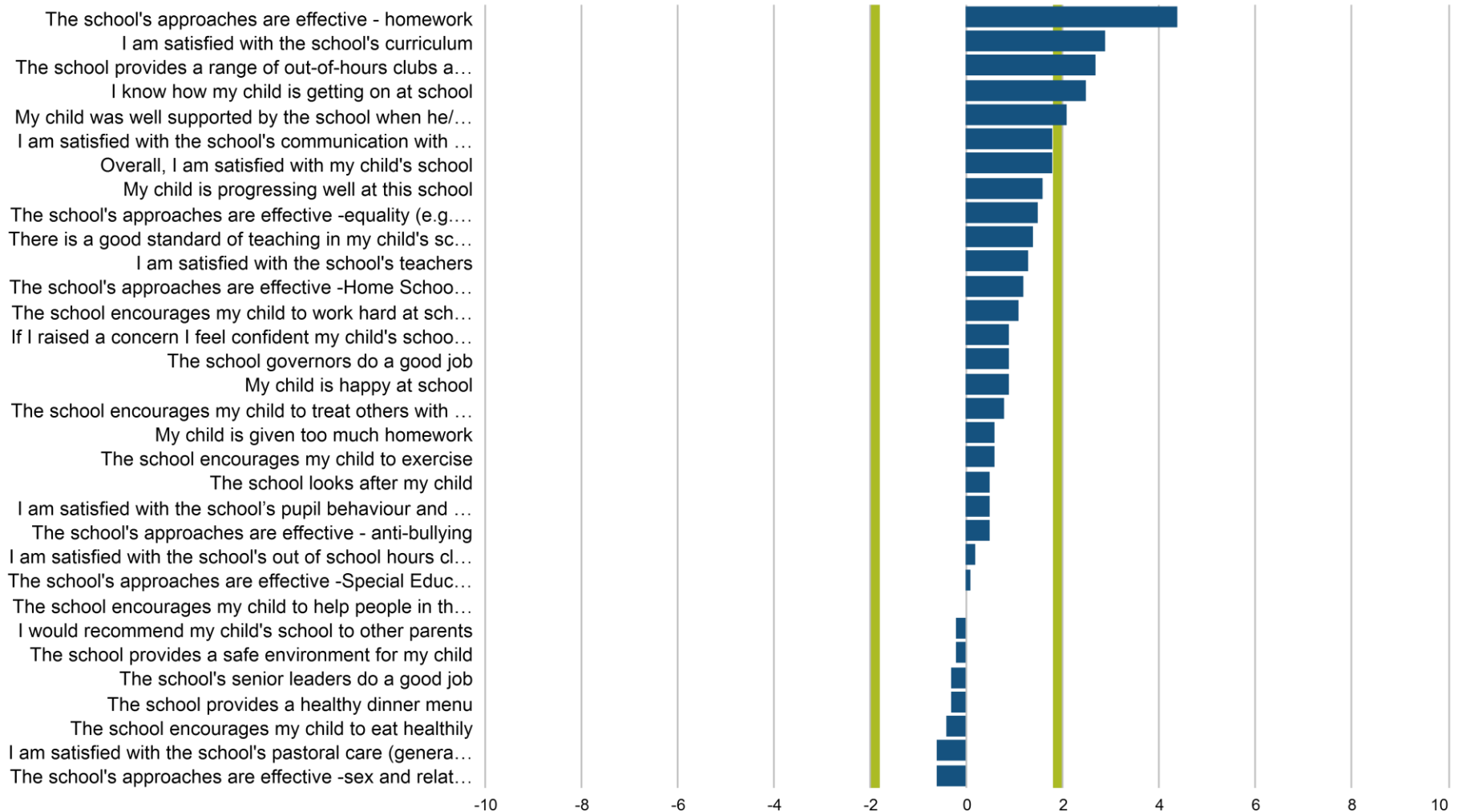
I am satisfied with the school's curriculum

I am satisfied with the school's teachers

I am satisfied with the school's pupil behaviour and discipline

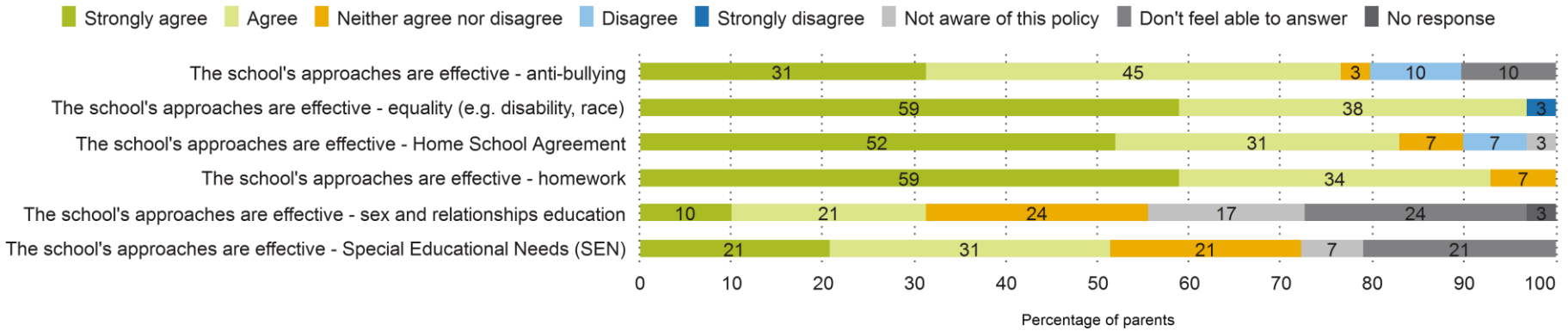
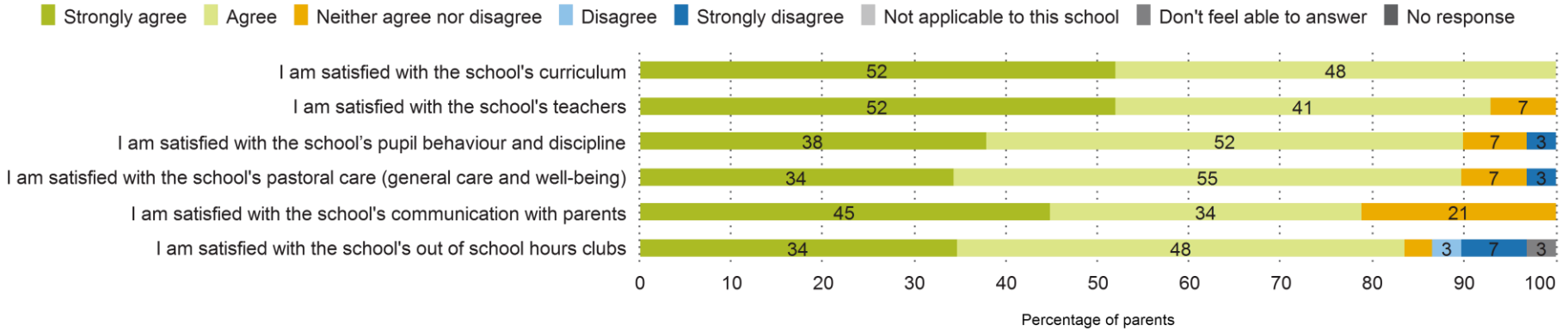
Key Findings 3 of 5 - Your school versus national overview chart

The chart below is sorted in descending order and shows the extent to which responses from parents at your school are better or worse than responses from parents in all schools. These are displayed in terms of t-values(1) so that roughly speaking any values above +2 indicate that responses are significantly better in your school and any values below -2 indicate that responses are significantly worse.

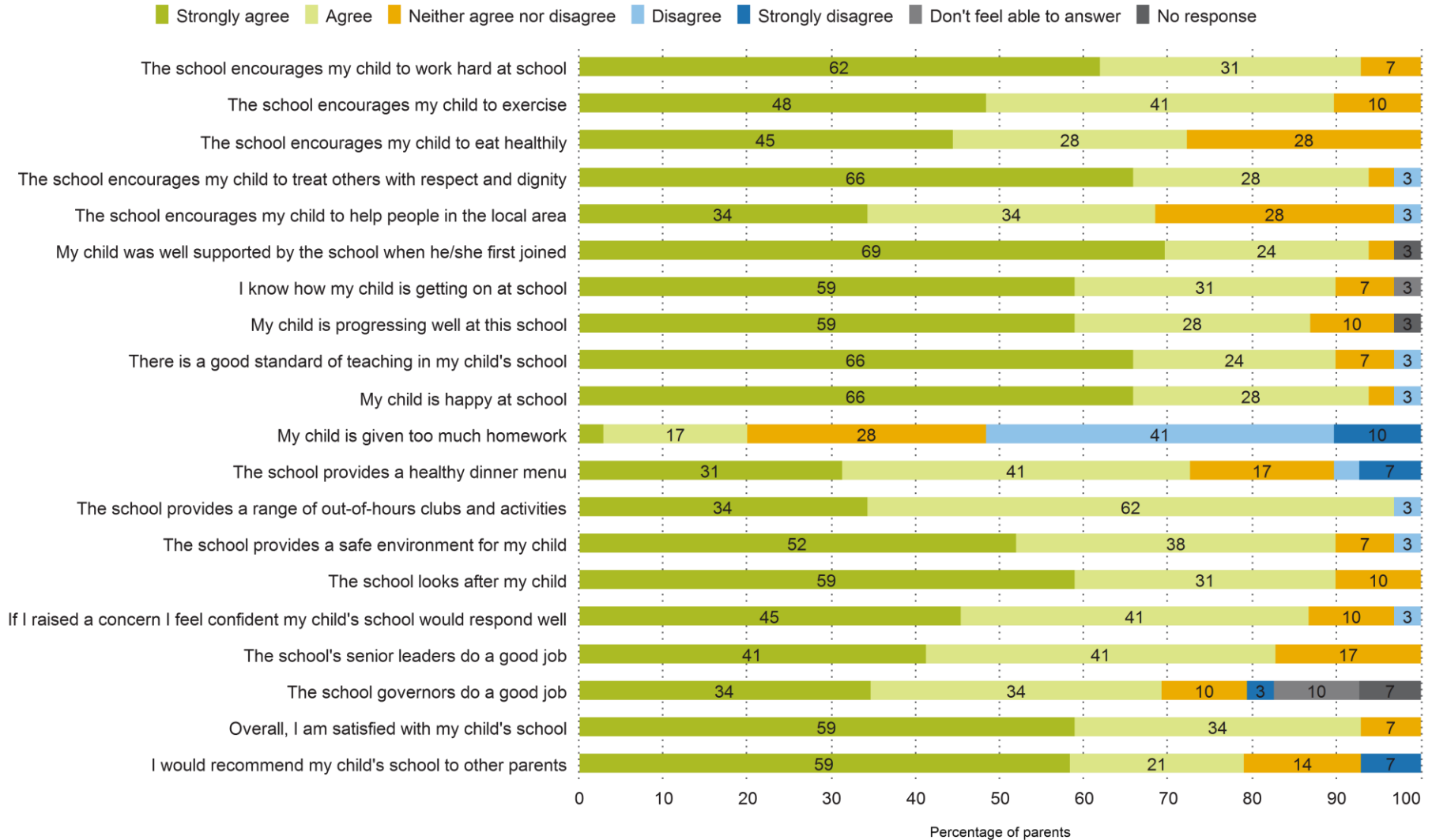


(1) A t-value is a statistical measure of the difference between two quantities. For the purposes of this chart they are truncated to be between -9 and +9.

Key Findings 4 of 5 - Stacked bar chart of your school's responses



Key Findings 5 of 5 - Stacked bar chart of your school's responses continued





**Evidence for
Excellence in
Education**

NFER provides evidence for excellence through its independence and insights, the breadth of its work, its connections, and a focus on outcomes.

National Foundation for Educational Research
The Mere, Upton Park
Slough, Berks SL1 2DQ

T: 01753 637007
F: 01753 790114
E: products@nfer.ac.uk
www.nfer.ac.uk