

Sage

Nose to Toes® Pre-Op Prepping Systems

Clinically proven

to address risk factors for your surgical patients



Protect your patients during and after surgery

SSI and post-op pneumonia: primary threats to your surgical patients

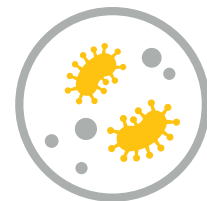
Your patients shouldn't have to worry about post-op infections. **Unfortunately, 2 – 5% of all surgeries lead to a surgical site infection (SSI) at a cost of between \$3.5 and \$10 billion per year.**¹ Additionally, SSIs and pneumonia are the two most common types of hospital-acquired infections.² The lack of a controllable, standardized process backed by clinically proven outcomes can make SSIs and post-op pneumonia dangerous threats to your patients.

What makes surgical site infection and post-op pneumonia so hard to address?



Inconsistent application

The **lack of process control** during prepping the night before and morning of surgery can result in inconsistent application of solution.



Staphylococcus aureus

S. aureus, which is the most common cause of SSIs, is prevalent in the nasal cavities of over 30% of the U.S. population.⁴ **Additionally, it can be found in bacterial reservoirs all over the body, including the nose, mouth and skin.**⁵



Biofilms

20 billion microbes in our mouths replicate every 4–6 hours.⁶ Pathogenic bacteria can colonize in the oral cavity, forming dental plaque, and these pathogens can then be aspirated into the lungs, causing respiratory infection.⁷

Standardize your pre-op infection prevention

We can help you overcome the challenges by addressing risk factors for SSIs and post-op pneumonia. **Our clinically proven systems standardize your pre-op approach for maximum efficiency and enhanced compliance.** Our early prepping systems reduce risk factors for surgical infections consistently and effectively by addressing three reservoirs of bacteria: the nose, the mouth, and the skin.



Standardize and improve efficiency

Easy-to-use, all-in-one kit helps provide a consistent pre-op prep

Reduce risk factors

Addresses bacteria on the:

Nose



Mouth



Skin



SSIs are in most cases preventable when patient and hospital staff members adhere to proper prevention practices.³







Not all CHG cloths are created equal

Chlorhexidine is widely used to address bacteria on the skin. It's a broad-spectrum rapid antiseptic that's been proven effective against gram-positive bacteria, gram-negative bacteria, and fungi.

Help protect your patients

- Standardize your approach
- Improve compliance to protocol
- Provide the best care possible

The CDC implicates eight pathogens that were linked to

80%

 of the most common

healthcare-acquired infections (HAIs).⁸



Proven effective against prevalent pathogens

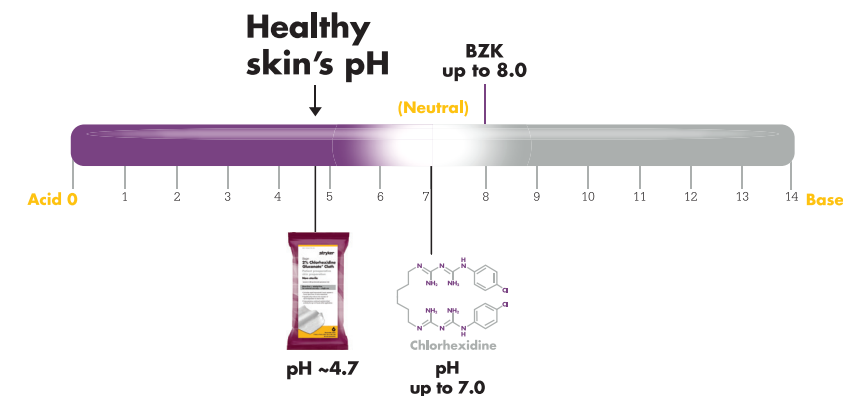
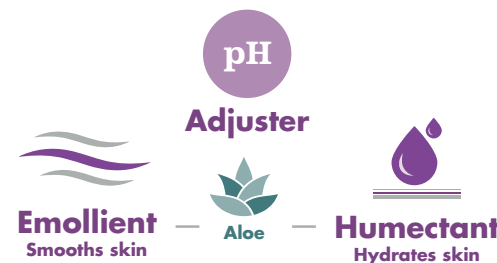
| | |
|--|---------------------|
| <i>Staphylococcus aureus</i> (including MRSA) | 99.9% ⁹ |
| <i>Enterococcus faecalis & faecium</i> (including VRE) | 99.9% ⁹ |
| <i>Acinetobacter baumannii</i> | 99.9% ⁹ |
| <i>Escherichia coli</i> (<i>E. coli</i>) | 99.9% ⁹ |
| <i>Candida auris</i> | 99.9% ¹⁰ |

Reduce risk for surgical site infections

| | |
|-------------------------------|-----------------------------|
| Total Knee Arthroplasty (TKA) | 72% reduction ¹¹ |
| Total Hip Arthroplasty (THA) | 63% reduction ¹² |
| Neurosurgery | 71% reduction ¹³ |
| Colorectal | 68% reduction ¹⁴ |
| Cesarean Section | 73% reduction ¹⁵ |

Formulation

BZK-free Alcohol-free
Benzalkonium Chloride (BZK) and alcohol are well-known skin irritants.^{16,17}



Efficacy

Concentrated
40% more concentrated dose than other CHG cloths¹⁸

Impactful
Clinically validated and meets strict FDA requirements¹⁹

Persistent
Rinse-free formula provides antimicrobial activity up to 6 hours after application

Fast
Fast-acting and effective against a broad spectrum of microorganisms, including *Candida auris*^{20,21}

Outcomes

27

 published outcomes

Proven effective, specifically targeting the reduction of SSIs

New 6-pack



Less waste

Together, we can make a positive impact on the planet. We're committed to helping you achieve your hospital's green initiatives.



70% less packaging material vs 3 separately packaged CHG 2-packs²²

68% less fabric waste than other CHG cloths²³

2 year shelf life to help reduce transport time and maintain control of a short supply chain²⁴

300 tons prevented from entering waste stream^{22,*}

* Based on new packaging design vs. total packages sold in 2019.




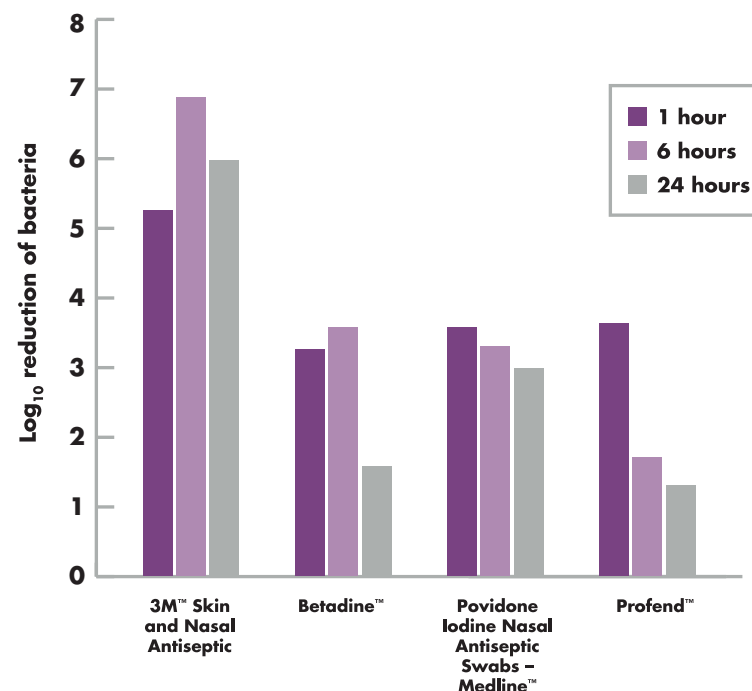
The evidence-based solution created with 3M science

As part of a comprehensive protocol, 3M™ Skin and Nasal Antiseptic can help reduce the risk of surgical site infections.

- A pH-balanced formulation²⁵ with a scientifically developed film-forming polymer to increase persistence
- Improves patient safety and protocol compliance without antibiotics²⁶

Outperforms the competition

3M™ Skin and Nasal Antiseptic showed significantly more persistent antiseptic activity against methicillin-resistant *S. aureus* (MRSA) when compared to 10% Betadine™ Povidone Iodine Nasal Antiseptic Swabs – Medline™ or Profend™ in an *ex vivo* study.²⁵



Biofilms: a risk factor for pneumonia

Biofilms are a thin, usually resistant layer of microorganisms (such as bacteria) that form on and coat various surfaces.²⁷ One biofilm commonly known as dental plaque is associated with various periodontal diseases, including gingivitis.

Convenient oral care options

Toothbrush

- ADA-approved 
- Ultra-soft toothbrush contains nylon bristles to gently remove plaque, debris, and oral secretions

Applicator swab

- Perpendicular ridges clean between teeth
- Lifts debris and mucus from teeth and gums

2 oral rinse options

- **Single dose bottle of Chlorhexidine Gluconate 0.12% Oral Rinse**
effective against gingivitis, a risk factor for post-op pneumonia
See label on page 10
- **Burst Pouch of Corinz Antiseptic Cleansing and Moisturizing Oral Rinse**
Provides antiseptic cleansing and moisturizing to reduce bacteria



Three key risk factors for pneumonia²⁸

- 1 Colonization of dental plaque with respiratory pathogens
- 2 Bacterial colonization of the oropharyngeal area
- 3 Aspiration of subglottic secretions

The clinical significance of Chlorhexidine Gluconate Oral Rinse's antimicrobial activities is not clear. Three months after Chlorhexidine Gluconate Oral Rinse was discontinued, the number of bacteria in plaque had returned to baseline levels and resistance of plaque bacteria to chlorhexidine gluconate was equal to that at baseline. Clinical effectiveness and safety of Chlorhexidine Gluconate Oral Rinse have not been established in children under the age of 18.

Chlorhexidine Gluconate Oral Rinse is indicated for use between dental visits as part of a professional program for the treatment of gingivitis. Chlorhexidine Gluconate Oral Rinse should not be used by persons who are known to be hypersensitive to chlorhexidine gluconate or other formula ingredients. The effect of Chlorhexidine Gluconate Oral Rinse on periodontitis has not been determined. The most common side effects associated with chlorhexidine gluconate oral rinses are: 1) an increase in staining of teeth and other oral surfaces; 2) an increase in calculus formation; and 3) an alteration in taste perception; see full prescribing information.

Making an impact on patients' lives

Partnering with us can make a real difference

Here's the proof

NAON



SSIs reduced from a baseline of

2012 **4%** to
 2014 **3.2%** to
 2015 **0%**

A study published in the National Association of Orthopaedic Nurses implemented a bundle approach to reduce SSI rates in patients receiving nasal povidone iodine and CHG cloths applications the night before and morning of surgery.²⁶

JAMA

SSI:
69%↓



0 Observed cases of MRSA-caused SSI

A study published in the Journal of the American Medical Association examined the effect of a decontamination protocol on SSIs in patients undergoing elective orthopedic surgery with hardware implantation.³

AORN



75%↓
 in post-op pneumonia



\$3.4M saved

A hospital-acquired pneumonia prevention initiative (HAPPI) poster presented at AORN 2016.²⁹

Our commitment to you and your patients

We believe building partnerships can deliver better outcomes. Our goal is to provide you with the products, training, education, and support you need to provide the best possible care for your patients.

Available resources include:



Ongoing product and process in-servicing and education



FocusRN - a clinical education program that includes speaker programs, online learning, and accredited CE modules



CustomerOne tracking and reporting



Dedicated Medical Science Liaison to discuss evidence-based information with you and your team



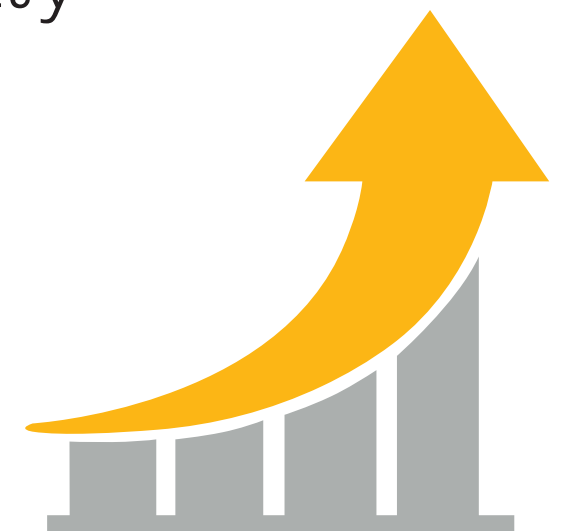
Pre- and post-intervention assessments

Helping you drive change at your facility

Our CustomerOne Value Analysis Program measures, analyzes, and reports

Changing practice involves lots of effort and, above all else, data. You may know a change is needed, but you lack the evidence to gain acceptance. Evaluation is critical, but you may not have resources to gather, analyze, and report on your own. We can help. Our exclusive team of **CustomerOne** professionals are your expert resource for customized measurement and data analysis.

Let us help validate your success!





Simple interventions. Extraordinary outcomes.

We are your partner for proven prevention. Our market-leading products solve real healthcare problems and are backed by clinical evidence. Our products allow you to deliver essential patient care with confidence by addressing risk factors that can lead to infections, skin injury, and caregiver injuries.

We are driven to solve real problems and make healthcare better for you and your patients.



Find our nurse trusted products at
homecare.stryker.com or call **800 490 6493**

References: 1. Anderson DJ, Podgorny K, Berrios-Torres SI, et al., Strategies to Prevent Surgical Site Infections in Acute Care Hospitals: 2014 Update, SHEA/IDSA Practice Recommendation, Infection Control and Hospital Epidemiology, June 2014;35(6):605-627. 2. Magill, S.S., Edwards, J.R., Bamberg, M.D., et al. (2014). Multistate Point-Prevalence Survey of Health Care-Associated Infections. N Engl J Med, 370(13), 1198-1208. 3. Bekko SE, Green DM, Awad SS. Effect of a Preoperative Decontamination Protocol on Surgical Site Infections in Patients Undergoing Elective Orthopedic Surgery With Hardware Implantation. JAMA Surgery, 2015 May;150(5):390-5. 4. Graham PL, Lin SX, Larson EL. A U.S. population-based survey of Staphylococcus aureus colonization. Ann Intern Med, 2006 March 7;144(5):318-25. 5. Mangram, A.J., Horan, T.C., Pearson, M.L., et al. Guideline for Prevention of Surgical Site Infection, 1999. Infection Control and Hospital Epidemiology, 1999;20(4):247-78. 6. Quinn B, Baker D. Comprehensive oral care helps prevent hospital-acquired nonventilator pneumonia. American Nurse Today, 2015;10(3):18-23. 7. Scannapieco, FA. Role of Oral Bacteria in Respiratory Infection. J Periodontology, 1999;70(7):793-802. 8. Sievert DM, et al., Antimicrobial-resistant pathogens associated with healthcare-associated infections: summary of data reported to the National Healthcare Safety Network at the Centers for Disease Control and Prevention, 2009-2010. Infection Control & Hospital Epidemiology, 2013 Jan;34(1):1-14. 9. Time Kill and MIC Testing conducted by BioScience Laboratories, Inc., Final Report #011132-201, 2002, data on file. 10. Data on File, Time Kill Study, Evaluation of Candida auris, conducted by Bioscience Laboratories, (Report #1905336-201), September 19, 2019. 11. Johnson AJ, et al. Chlorhexidine Reduces Infections in Knee Arthroplasty. The Journal of Knee Surgery, 2013 Jun;26(3):213-8. 12. Kapadia BH, et al., Does Preadmission Cutaneous Chlorhexidine Preparation Reduce Surgical Site Infections After Total Hip Arthroplasty? Clinical Orthopaedics and Related Research, 2016 July;474(7):1583-88. 13. Bryce E, et al., A Novel Immediate Pre-Operative Decolonization Strategy Reduces Surgical Site Infections, Poster presented at ICPI Conference, January 2013. 14. Lutfiyya, W, Parsons D, Breen J, A Colorectal "Care Bundle" to Reduce Surgical Site Infections in Colorectal Surgeries: A Single-Center Experience, The Permanete Journal, Summer 2012;16(3):10-16. 15. Mauzey, S. A Multifaceted Approach Reduces Surgical Site Infection Rates, Incidents, and Associated Costs for Abdominal Hysterectomy and Caesarean Section Patients. Poster presented at APIC Conference, June 2012. 16. Sung CT, Grigsby P, Lee C, Jacob SE. Benzalkonium Chloride Update, The Dermatologist, Vol. 15, Issue 11: November 2017. 17. Isaac, J. and Scheinmann PL. Benzalkonium chloride: A skin irritant and sensitizer in patients with dermatitis. Dermatitis, 2017 Nov/Dec;28(6):346-352. 18. Data on File, "Chlorhexidine gluconate concentration in Sage 2% CHG cloths compared to ReadyPrep™ 2% CHG cloths" M. Gandhi, April 3, 2020. 19. Department of Health and Human Services, Food and Drug Administration, Federal Register: Part IV, Vol. 81, No. 126, June 30, 2016. 20. Third party lab data on file – in vitro testing. 21. Centers for Disease Control and Prevention (CDC) 2019 Antibiotic Resistance Threats Report. The full report, including data sources, is available at www.cdc.gov/DrugResistance/Biggest-Threats.html. Accessed September 29, 2020. 22. Data on File, "9717 Waste Updated" January 22, 2021. 23. Data on File, TP20-0046, 2% CHG Cloths Expiration Extension Stability Technical Report. 24. Data on File, TP20-0046, 2% CHG Cloths Expiration Extension Stability Technical Report. 25. 3M Study-05-011017. Published in 3M Medical Solutions Division brochure 70-2011-6771-8. 26. Schriefer J, Sanders J, Michels J, et al. Implementation of a Pediatric Orthopaedic Bundle to Reduce Surgical Site Infections. Orthopaedic Nursing, 2017; 36(1): 49-59. 27. Merriam-Webster's Medical Dictionary. Retrieved July 3, 2007, from <http://dictionary.reference.com/browse/biofilm>. 28. Schleder B, et al., J Advocate Health Care, 2002;4(1):27-30. 29. Baker D, Quinn B. Interprofessional Partnerships to Prevent Non-ventilator Hospital acquired Pneumonia. Poster presented at: AORN Global Surgical Conference and Expo; April 1-5, 2017; Boston, MA.

3M is a trademark of 3M. Betadine is a trademark of Purdue Frederick Company. Medline is a trademark of Medline Industries, Inc. Profend is a trademark of Professional Disposables International, Inc.