

SOLIDOR 2016

# Making an *entrance*



**Solidor**<sup>®</sup>

*Ideas, Tips & Styles* from Solidor

[solidor.co.uk](http://solidor.co.uk)



# *Welcome home!*

Your front door is the *heartbeat of your home* – it gets the most use, protects you from the elements and it keeps you safe. Whether you're planning a whole house renovation or a simple lick of paint, the impact of a new front door can transform any property. That's why thousands of home lovers across the country have chosen a Solidor to enhance and protect their home.

With Solidor you can find a front door that *sets the style for your property* and gives you *essential protection* from the outside world. Whether your style is traditional or contemporary, maybe you're looking for a standard size or perhaps you'd like a door which is bespoke. *Solidor has everything you need!*

# ULTION

Fitted on every Solidor as standard

# STAYS LOCKED



**ULTION MAKES THE UK'S MOST SECURE COMPOSITE DOOR EVEN MORE BURGLAR PROOF**

When it detects attack, a hidden lock within the Ultion automatically engages, so that even when snapped twice nothing gets past it. Leaving a key on the inside of the lock won't affect its performance either.

Ultion has passed tests that even the finest 3 star locks can't achieve, making it the UK's best and most secure lock guaranteed.

  
**£1000  
GUARANTEE**



**IF AN INTRUDER BREAKS INTO YOUR HOME BY SNAPPING  
ULTION WILL PAY YOU £1000**



Molybdenum Alloy Core  
25% denser than Iron

Resistance Sections  
Sacrificed when snapped



watch the Ultion v's a standard cylinder video at [www.solidor.co.uk/tv](http://www.solidor.co.uk/tv)

# The most secure composite door available on the market

## SOLIDOR CONSTRUCTION

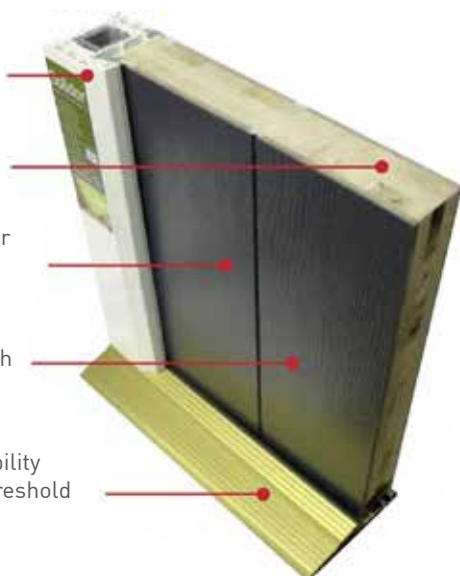
Lead free, 5 chamber profile with 100% recycled reinforcing

Thermally efficient Solid Timber Core

Robust through colour thermo plastic skins

Realistic wood grain effect or smooth finish

Optional integral mobility access aluminium threshold



## A TYPICAL FOAM FILLED CONSTRUCTION

Only a small section of the door is actually solid

Thermally good, but foam filled so not solid, nor secure

Gel coated GRP may be strong but it scratches very easily and can be cut through

Most other doors have frames containing lead stabilizers. The I frames are only 3 chambers thick and use valuable steel or aluminium reinforcements



To see our security test video visit [www.solidor.co.uk/tv](http://www.solidor.co.uk/tv)

**Each Solidor is manufactured using a solid hardwood timber core for the ultimate strength and security**

## Our Green Credentials

Timber can make a significant contribution to sustainable construction

1. Wood is naturally renewable
2. It is independently certified to be sourced from sustainably managed forests
3. Doors with timber cores save energy
4. They last longer
5. They add to our quality of life
6. They have fewer environmental impacts than other materials



- 100% recycled thermally efficient reinforcing system
- 5 chamber lead free thermally efficient profile
- Extensive recycling programme
- Door can be recycled at the end of its useful life, not destined for land fill
- Fully manufactured in the UK to minimise our carbon footprint
- Lead free door skins and edge banding

# Find your *perfect match*

Each Solidor is unique, designed by you and brought to life by skilled craftsmen in our Staffordshire factory. We offer a starting point to spark your imagination but it's up to you where you take the options for colour, accessories, glazed panels and glass designs.

## OUR TOP PICKS...

### 10 Stylishly Simple

Want a look that's more chrome and clean?  
Be inspired by the elegant undertones  
of the contemporary Brescia.



### 12 Cottage Charm

Meet Mr & Mrs Thornton and follow  
the story and style of their beautiful  
Flint Bullseye Solidor.

### 14 Modern Country

Make the most of your space with  
our Amalfi double doors and create  
the ideal garden entranceway.



# Milano

Packed with design features, our contemporary door styles will bring any home into the 21st Century

Modernise your home with the Milano. Our most popular contemporary door, this eye catching piece of design is sure to add a touch of luxury to your home.



## ▲ *Dress it up*

Fill ceramic pots with sturdy evergreen trees and top up with pebbles. Adding an outdoor light or two will subtly illuminate the pathway - they'll look great all year round!



## ◀ *Make it personal*

Striking with its four glazed panels and tongue and groove appearance, the Milano is the perfect combination of old and new. Fast becoming the door of choice for the style-conscious homeowner, the Milano is available in wood effect and in a range of bold colours and looks especially great in fashionable anthracite grey.

Take a look at our brand new colour options on page 20 >>



## GET THE LOOK

Newer homes suit the Milano perfectly. Allow these doors to make a statement and show off the space you have - double doors, double the entrance appeal!

Visit [www.solidor.co.uk/accessories](http://www.solidor.co.uk/accessories) to view our range of hardware

BOND HOUSE

**THE BEST**  
*of both*

For homes with limited space, the Milano is also available as a single door.

Easy to maintain:  
*Simply use soapy water, not cleaning materials, for a sparkling appearance.*

welcome  
*home*



**IDEA**

Use wall spaces to display an alternative classic letterbox, in a style to complement your door.

*TIP: Make a statement and frame the doorway with a walled path for a grand entrance appeal!*

# Classic

British design



# Ludlow

With a truly natural looking woodgrain effect, our classic British door designs are timeless

## Achieve an authentic Victorian look with the Ludlow, Britain's most popular door.

With simple clean lines, the Ludlow has the power to create either a modern or a traditional entrance for your home. Available as a solid door for added privacy, or with two glazed panels, the Ludlow combines classic Victorian design with modern materials. Either option will create a polished and sophisticated entry.

### ▼ *Lighten it up*

Open up your front entry with glazed panels on both sides of your door. They will flood your hallway with light, make your entry seem larger, and enhance your home's architectural style.



### ◀ *All in the detail*

Our elegantly shaped handles and accessories in sleek chrome suit this Ludlow perfectly.

Visit [www.solidor.co.uk/accessories](http://www.solidor.co.uk/accessories) to view our range of hardware



### ▲ *Back to basics*

Keep it simple by adding ornate planters either side of the door or a hard wearing welcome mat - enough to complete the subtle look in smaller spaces.



## GET THE LOOK

Choose Schwarzbraun with stained glass and traditional door furniture to retain the door's original Victorian charm, or give it a contemporary edge by opting for French Grey with polished chrome accessories.

Choose your colour from our new and updated range on page 20 >>

Schwarzbraun

French Grey

# Stylishly simple

Match the style of your outdoor wall lighting to the sleek and contemporary Brescia.

**TIP:**  
*Introduce one or two bright accent colours in the florals to complement the door shade.*

## IDEA

Add candlelit lanterns around the entrance to illuminate the pathway. Chic and welcoming any time of year!



# Brescia

A look that's more chrome and clean rather than undone, with stylish detailing and elegant undertones

With clean lines, stylish detailing and elegant undertones, the Brescia is a popular design from the Contemporary Italia Collection.

## ► *Full panels, full effect*

Less can be more, but the full length panels of the Brescia provide maximum appeal. The glazed design allows natural light to flood into the hallway, and the tongue and groove effect adds to the aesthetic appeal of this door.

**The Brescia can be made to fit widths of 600mm to 1013mm - ideal for most spaces!**



## ▼ *Tie it together*

Simple items can make a big improvement and make a great first impression! If you've space, include a sturdy outdoor table to elevate pot plants. Use large silver house numbers to make a statement and fit neatly with the modern Brescia style.



Painswick

Anthracite Grey

## GET THE LOOK

Add a stainless steel bar handle, and go for a subtle colour like Painswick or Anthracite Grey for a sophisticated finish. Extend the brushed chrome hardware into plantpots, mailbox and lighting for overall simple consistency.

**Choose your colour from our new and updated range on page 20 >>**

# Cottage charm



*TIP: Use upright wooden boxes as planters as a rustic alternative to hanging baskets.*



171



## SPOTLIGHT

**The Thorntons,  
North Yorkshire**

"The modern materials of the Solidor don't look out of place on our 1830's home"



# Flint Bullseye

Follow the Thorntons' lead and add country charm to your home with a Solidor Flint, our most popular cottage door

**“It's perfect! Every home should have one”**

**Mr & Mrs Thornton have lived in their 1830's cottage in Cowling, North Yorkshire for 20 years and recently decided it was time to change their wooden front door.**

Although I liked the feel of our wooden door, it swelled and contracted with the seasons and didn't feel very strong. I was forever painting it to keep it looking smart and it would rattle as the traffic went past on the main road. After much research and deliberation, we decided to go for the Solidor Flint with a small bullseye window.

Our village is high up in the Pennines where it can be very cold and wet but since we installed the Flint, our home feels warm and secure. With its traditional design



and appearance of real timber, the modern materials of the Solidor don't look out of place on our 1830's home.

The design features really complement our home too. On a sunny day the bullseye glass throws a beautiful rainbow of colours into our hallway.

*It looks and feels solid, the security features are first-class and inside the house it's much quieter!*

## Love their **STYLE?**

Available in five styles, the tongue and groove appearance of the Flint gives the impression of an authentic wooden door - perfect for creating a rustic look using modern materials.

Visit [www.solidor.co.uk/accessories](http://www.solidor.co.uk/accessories) to view our range of hardware

## ◀ *Mix & match*

Use watering cans, old baskets and tubs as alternative, rustic planters. Vividly coloured florals will complete the cottage garden look perfectly - Try planting Herbaceous perennials like delphiniums, hollyhocks and stocks.

# Amalfi

Create a fresh and welcoming entrance with a relaxed, country style feel - bringing you the *best of both worlds*.




A modern appearance with an authentic feel of real wood, creating a stylish entranceway for any home.

## ▼ *Set the tone*

This attention grabbing entranceway, with a central glazed panel, allows for the natural light to shine through into the hallway. Choosing a colour to complement the style of brick on your home will create a base palette for the look. Build up with buckets, baskets and ornamental cans in a similar colour to the door.

## ► *Floral features*

Light, neutral tones such as creams and greens will create that fresh and sophisticated country garden feel. To bring the theme together, match the colours of bedding plants into the garden borders. Get creative with pretty yet sturdy outdoor plants either side of the door like hydrangeas or roses.



Match a hard wearing double doormat to your double doors, outside or in!

## GET THE LOOK

For a classic country feel, go for a subtle yet stylish Amalfi in Irish Oak with traditional hardware. Alternatively, for a fresh feel, try a fashionable colour like Peacock Blue with contemporary stainless steel hardware.

Visit [www.solidor.co.uk/accessories](http://www.solidor.co.uk/accessories) to view our range of hardware

Irish Oak

Peacock Blue

**THE BEST**  
*of both*

For homes with limited space, the Amalfi is also available as a single door.

Complement your chosen colour of door to containers or waxy baskets for trees and sturdy plants

Modern  
*country*

Tie the vintage look together with wrought iron or ceramic hanging baskets.

**IDEA**

Fill rustic silver tubs and buckets of different heights with sturdy florals alongside the walls

# *Vintage* & versatile



# Beeston Stable

Vintage farmhouse or chic and contemporary,  
the style is as adjustable as the door itself

Suited to fitting with period and modern properties alike, the **Flint Beeston Stable Door** allows you to bring the outside into your home.

## ► *Stable and secure*

Keep your family the safest it can be. Fitted as standard in every Solidor, this revolutionary locking system will when locked stay locked.

Leaving a key on the inside of the lock will not affect its performance, plus you can have as many keys cut as you like!

**Read more on page 3 >>**



## ◀ *Style your way*

All of our Heritage range and many of our Contemporary Italia Collection door styles can be integrated into a beautiful stable door - you can even benefit from different colours inside and out!

**See all colour options on page 20 >>**

## ▼ *Create a landing spot*

Give your outdoor space or porch area a sense of comfort by placing a piece or two of weather-resistant furniture near the entry. A bistro set is an easy addition for any patio size, and a perfect spot to relax outdoors with a cup of coffee!

**Use the door and furniture as a base palette to echo the plants and hanging baskets**

## GET THE LOOK

Dress up with a few pretty florals to match the colour of your door and furniture. Try Chartwell Green with a Cream frame for vintage charm or go bold with a Rich Aubergine and Anthracite Grey Frame to give this classic style a modern twist.

**Visit [www.solidor.co.uk/accessories](http://www.solidor.co.uk/accessories) to view our range of hardware**



# Our latest *door styles*

Introducing *4 stunning door styles* to be added to our extensive range - available in any of our *range of 20 colours*.



## *London Door*

A quintessentially British design and timeless classic, dating back to the Edwardian era with an arched glazed panel as its primary feature. Keep it traditional by opting for elegant black with Dorchester glass or add a splash of colour for a modern twist like Golden Sand with a contrasting Anthracite Grey frame.



## *Berkeley*

Another classic design, the Berkeley is inspired by the Georgian era. It features two small, yet stylish glazed units for added light, with the remainder of the door solid for privacy.

Alternatively the Berkeley can be supplied as a full solid door.



## *Alnwick*

If you are looking for an entranceway that allows maximum natural light into your home the Alnwick is the perfect choice for you. Inspired by the Art Deco period where the top panel would be removed and glass installed, this timeless design is a great alternative to the traditional half glazed panel designs.



## *Edinburgh*

The Edinburgh is a great alternative to the classic Victorian four panel style, with its two elongated glazed units, leaving a decorative and delicate panel that will allow an abundance of light into your home.

If you are looking for added privacy this is also available as a solid door.

To see the full collection of traditional and contemporary door styles visit our website [www.solidor.co.uk](http://www.solidor.co.uk)



**Accessories**

Whether contemporary or traditional you will find an accessory to really make our door stand out from the crowd!

To see our **full selection of beautiful accessories and stylish glass** to perfectly compliment your choice of door visit our website - [www.solidor.co.uk](http://www.solidor.co.uk)

# Our latest *glass styles*

*Highlight your Solidor by choosing the perfect glazing accompaniment*



London Etch Border

Matrix

Modena

Park Lane Bespoke

Zinc Art Star

Caledonian Rose

Dorchester

Etched Squares

Linear

# Choose from 11,000+ Colour Options

We offer the *largest range* of colours from stock in the UK. Choose from *20 colours* for inside and/or outside of the door, with *18 frame combinations*.

These include industry firsts, Walnut, Rich Aubergine, Chartwell Green, Duck Egg Blue, French Grey and Irish Oak. Each of these are also available with Schwarzbraun, Grey, Cream, Rosewood, Golden Oak, Foiled White and White matched frames.

## RAL Colour Match

for Solidor Door Skins

**White Skins** - RAL 9016

**Blue Skins** - RAL 5011

**Green Skins** - RAL 6009

**Red Skins** - RAL 3011

**Black Skins** - RAL 9005

**Anthracite Grey** - RAL 7016

**French Grey** - RAL 7001

**Rich Aubergine** - RAL 4007

**Painswick** - RAL 7038

**Cream** - RAL 9001

**Foiled White** - RAL 9010

**Schwarzbraun** - RAL 8022

**Chartwell Green**

RAL 6021 (not a perfect match)  
or BS14C35 Iceplant Green

**Duck Egg Blue**

BRITISH STANDARD RANGE  
4800/5252 REF 20-C-33

**Irish Oak** - Foiled Material

**Golden Oak** - Foiled Material

**Rosewood** - Foiled Material

**Walnut** - Foiled Material

**Peacock Blue** - BS381C103

**Golden Sand** - RAL 1002

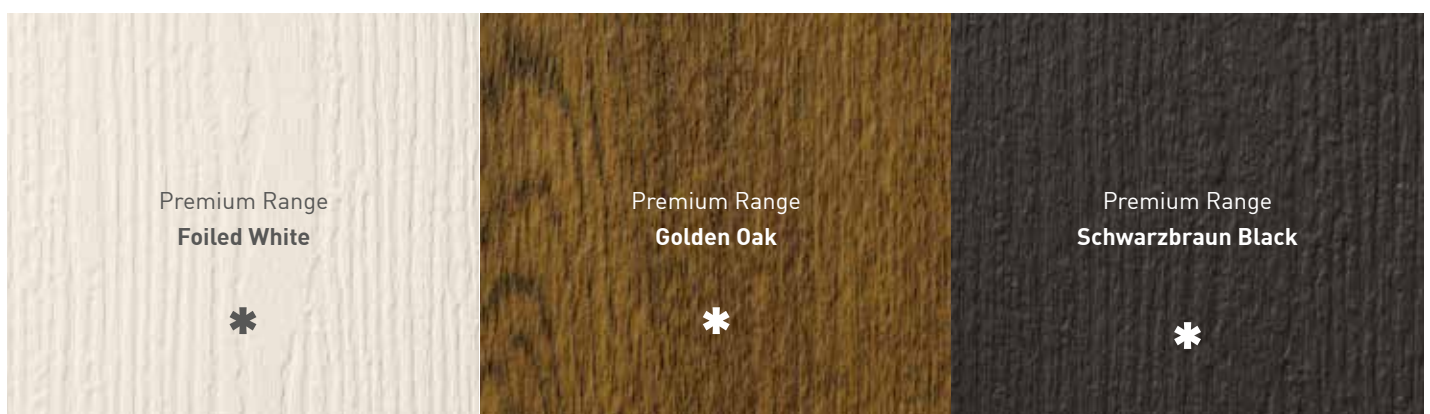

\* Available as a door and/  
or a frame option

## Be inspired...

Introducing 2 brand new colour finishes for your Solidor. The best colour for your door depends a lot on the style of your house, but as a guide, traditional homes generally suit rich colours such as Peacock Blue, while modern homes suit more contemporary shades, such as warm grey or our 'Golden Sand'.

With Solidor, you can mix and match! For example, Chartwell Green on a White outer frame with Duck Egg Blue on a French Grey door.

*New!*



\*Due to the limitations of the lithographic printing process, colour samples may not be an exact match to actual doors.



# Find your nearest stockist *online*

We have *over 300* Solidor Specialist installers across the country



[solidor.co.uk/  
findaninstaller](http://solidor.co.uk/findaninstaller)

To find a Solidor supplier who also installs locally, simply enter your postcode or region into our search facility online.



One of our partners that have a showroom display model and offer a comprehensive 10 year guarantee



A recommended partner offering a fantastic service backed with a comprehensive guarantee, but currently do not have a showroom display model



6



14



12

# The Solidor GreenPromise

At Solidor we are committed to doing our part in helping the environment, believing that the future of our planet is important, not only for ourselves, but for the future of our children. With many industry firsts already, we are always looking to pioneer greener products and methods.

This is why we minimise our waste and run an extensive recycling programme. We recycle all of our packaging, polystyrene, cardboard, PVC-u, timber, paper, aluminium and steel. All of the timbers used in our doors are harvested from forests which are managed to meet the social, economic and ecological needs of present and future generations.



## Showcase your Solidor!

We'd love to see your stylish new entranceway! Send us your best Solidor images and you could appear on our online gallery, or even feature in our next brochure!



Find us on Facebook [/solidorcompositedoors](#)



Follow us on Twitter [@solidorltd](#)

### CENTRAL SHOWROOM:

Grove Road Industrial Estate, Grove Road, Fenton, ST4 4LG  
0808 278 7086 (Mon- Fri 8.30am - 5pm)

[www.solidor.co.uk](http://www.solidor.co.uk)



Create your dream Solidor today  
with our New online Door Designer  
[www.doordesigner.solidor.co.uk](http://www.doordesigner.solidor.co.uk)

0808 163 6232 | [solidor.co.uk](http://solidor.co.uk)

