

**EDITION 5**  
PRODUCT CATALOGUE



# WELCOME TO THE ZOO HARDWARE CATALOGUE ...

Your comprehensive guide to all of our products,  
ranges, finishes and standards.



























































## WHO WE ARE

We are designers and suppliers of top quality architectural door hardware including door handles, knobs, locks, hinges and more.

Every item is selected for its quality and value for money, and we are confident in our belief that we can offer some of the highest quality products at the most competitive prices.



Visit our website : [www.zoohardware.co.uk](http://www.zoohardware.co.uk)

006		<b>VIER</b>	Architectural / designer levers & accessories by <b>VIER</b>	
014		<b>ZG4S</b>	BS EN 1906 : Grade 4 levers & accessories in ss304	
018		<b>ZPS</b>	Architectural levers & accessories in ss304	
026		<b>ZCS</b>	Architectural levers & accessories in ss304	
040		<b>ZCS2</b>	Contract levers & accessories in ss201	
050		<b>ZAS</b>	Stainless steel accessories	
068		<b>ZSS</b>	Stainless steel signage & numerals	
072		<b>DAT</b>	Designer brassware levers & accessories by <b>DA-TONOLI</b>	
078		<b>FB</b>	Finest brassware by <b>FULTON &amp; BRAY</b>	
116		<b>ZCB</b>	Contract brass mortice knobs	
118		<b>ZAB</b>	Brass accessories	
126		<b>ZAA</b>	Architectural aluminium levers & accessories	
136		<b>ZCA</b>	Contract aluminium levers & accessories	
140		<b>ZSA</b>	Aluminium signage	
142		<b>ZPZ</b>	Designer levers & accessories by <b>STANZA</b>	
154		<b>ZCZ</b>	Contract levers & accessories by <b>STANZA</b>	
160		<b>RM</b>	Designer levers & accessories by <b>ROSSO MANIGLIE</b>	
176		<b>PRO</b>	Project zinc levers & accessories – <b>PRO RANGE</b>	
180		<b>FF</b>	Black antique ironmongery by <b>FOXCOTE FOUNDRIES</b>	
208		<b>TDF</b>	Cabinet hardware by <b>TOP DRAWER FITTINGS</b>	
212		<b>VBCH</b>	Art Deco cabinet knobs & handles by <b>VERDANT</b>	
214		<b>ZPH</b>	Panic hardware by <b>EXIDOR</b>	
224		<b>ZDC/VDC</b>	Door closers & accessories	
228		<b>ZDL</b>	DIN locks & accessories by <b>VIER</b>	
238		<b>ZBS/ZUK/ZUR/ZSC/ZDC/ZBC</b>	British Standard, UK, replacement & contract locks	
256		<b>ZFB</b>	Fire brigade locks	
258		<b>ZTLKA/ZTD/ZTB/ZRL/ZRB</b>	Tubular latches & tubular dead bolts	
264		<b>VHP/VLH/ZHS/ZHRB ZCH/ZSHP/ZHD/VSP</b>	Hinges & accessories	
278		<b>V5</b>	5-pin architectural cylinders by <b>VIER</b>	
292		<b>V6</b>	6-pin British Standard 1 Star cylinders by <b>VIER</b>	
300		<b>V10</b>	10-pin restricted cylinders by <b>VIER</b>	
312		<b>MISC</b>	Standards, additional information, notes	
316		<b>INDEX</b>	Index by product code / Index by product type	

## CERTIFICATION IS THE KEY TO OUR SUCCESS...

At Zoo we are committed to quality and reliability. For this reason, when it comes to achieving and maintaining standards, we have chosen independent third-party testing from Warrington Certification Ltd.

This ensures consistent product assurance for specifiers, stockists and end users. The standards achieved and level of traceability ensures confidence with regards to the stated performance of our products.



We sign up to the Certifire scheme as its Internationally and Nationally recognised as delivering quality within our industry, it's a means of providing a guarantee, low maintenance in certain areas and that we continue to adhere to the product standards and the additional Certifire requirements.

We are annually inspected for products that carry the Certifire logo and we have products sampled from the market and independently tested to make sure that they continue to meet the requirements and maintain the levels they achieved originally.

Certifire uses sampling from the market and independent testing requirements within its scheme. This guarantees products meet the requirements from initial testing and through subsequent assessments/audits ensure products are sourced and manufactured to that same standards and/or specification.

### OUR PROCESS

Our in-house design team is fully qualified in all aspects of design and production and we constantly aim to supply innovative, stylish and cost-effective hardware and settle for nothing less than top quality.

From our head office design facilities we can create, manufacture and deliver state of the art products.

- All aspects of design are implemented to ensure cost effective and aesthetic products
- Where relevant, designs are evaluated for strength from stress analysis through to environmental and material considerations
- We can then simulate functions and more importantly aesthetics, involving you the customer every step of the way
- Through the work of the design team we can turn your ideas into high quality products in a short space of time.

## WHAT OUR SYMBOLS MEAN ...



BS EN 1634-1 Fire resistance tests for door and shutter assemblies.



FD 30 - suitable for 30 minute fire doors



FD 60 - suitable for 60 minute fire doors



FD 30/60 - suitable for 30/60 minute fire doors



Products guaranteed for 10 years against any manufacturing defect.



Products suitable for commercial application.



Products suitable for domestic application.



CE marking is the easiest and safest route to providing compliance with the latest UK Construction Products Regulations for hardware used on fire, smoke and escape doors.



Certifire is an independent third party certification scheme that ensures performance, quality, reliability and traceability of fire protection products.



Cylinders and security hardware are now classified in TS 007 according to star rating.



BS EN 1906 classifies door furniture (Lever handles and knob furniture) by using an 8 digit coding system. [See page 312 for more details.](#)



BS EN 1670 classifies corrosion resistance of door hardware.



BS 8300 is the design of buildings and their approaches to meet the needs of disabled people.



BS EN 1125 classifies panic exit devices operated by a horizontal bar.



BS EN 179 classifies panic exit devices operated by push pad or lever handle devices.



BS EN 12209 classifies mechanically operated locks, latches and locking plates using an 11 digit coding system. [See page 313 for more details.](#)



BS 3621 is the kitemark given to British Standard locks that have met the performance and security testing methods for mortice locks.



BS EN 1154 classifies the standard requirements and testing methods covering controlled door closing devices.



BS EN 1935 classifies door furniture (Single-axis hinges) by using an 8 digit coding system. [See page 314 for details.](#)





BS EN 1303 classifies the standard requirements and testing methods covering cylinders for locks.

### DOOR CLOSERS

-  **SE** - Silver
-  **PB** - Polished Brass
-  **PN** - Polished Nickel
-  **SN** - Satin Nickel
-  **BL** - Black
-  **G** - Gold

-  **PB** - Polished Brass
-  **CP** - Polished Chrome
-  **SC** - Satin Chrome
-  **PS** - Polished Stainless
-  **SS** - Satin Stainless
-  **SA** - Satin Aluminium
-  **PVD** - Anti-tarnish Brass finish
-  **PVDN** - Anti-tarnish Nickel finish
-  **PVDBZ** - Anti-tarnish Bronze finish
-  **PN** - Polished Nickel
-  **SN** - Satin Nickel
-  **NP** - Nickel Plate
-  **EB** - Electro Brass
-  **FB** - Florentine Bronze
-  **BK / PCB** - Black / Powder Coat Black

### PANIC HARDWARE

-  **S** - Silver effect
-  **SS** - Stainless Steel effect

# PRODUCT FINISHES

Our complete collection

**PCW** - Powder Coat White



**SBPB** - Satin Brass / Polished Brass



**SCCP** - Satin Chrome / Polished Chrome



**CPSS** - Polished Chrome / Satin Stainless



**SSPS** - Stainless Steel / Polished Steel Stainless



**CPSN** - Polished Chrome / Satin Nickel



**CPMB** - Polished Chrome / Black Aluminium



**CPA** - Polished Chrome / Amber Glass



**CPB** - Polished Chrome / Blue Glass



**CPG** - Polished Chrome / Green Glass



**CPP** - Polished Chrome / Pink Glass



**CPBL** - Polished Chrome / Black Glass



**CPWH** - Polished Chrome / White Glass



**ICFB** - Ivory Crackle Porcelain / Florentine Bronze



**GCCP** - Grey Crackle Porcelain / Polished Chrome




**PWCP** - Plain White Porcelain / Polished Chrome

We produce hardware and accessories in a variety of finishes designed to suit your every need. Each finish has an individual colour swatch and code, (codes can be found at the end of our product codes) allowing you to pick your product in the finish you require.



The Vier Precision Design architectural range consists of grade 304 stainless steel levers and accessories on a slim-line 52 x 4mm unsprung rose.



Grade  
**304**  
Stainless Steel

4mm  
Unsprung Rose

  
19 / 21mm  
Tube Diameters

BS EN 1906  
**3**  
GRADE

**FEATURED PRODUCT**  
**VS070**



### VS010

Mitred lever – Push on rose (unsprung)



PRODUCT CODES

- VS010

KEY FEATURES

- 19mm diameter tube
- BS EN 1906 : 2010 Grade 3
- BS EN 1670 : 2007 Grade 5 (Corrosion)
- Tested to 200,000 cycles
- Grade 304 stainless steel
- 52 x 4mm unsprung rose
- Heso spindle
- Bolt through fixings included
- Suitable for 35-54mm doors

FINISHES AVAILABLE

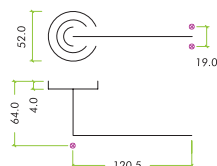


SS

STANDARDS



TECHNICAL



### VS020

Radius lever – Push on rose (unsprung)



PRODUCT CODES

- VS020

KEY FEATURES

- 19mm diameter tube
- BS EN 1906 : 2010 Grade 3
- BS EN 1670 : 2007 Grade 5 (Corrosion)
- Tested to 200,000 cycles
- Grade 304 stainless steel
- 52 x 4mm unsprung rose
- Heso spindle
- Bolt through fixings included
- Suitable for 35-54mm doors

FINISHES AVAILABLE

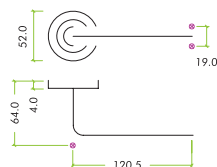


SS

STANDARDS



TECHNICAL





**VS030**

RTD lever – Push on rose (unsprung)

PRODUCT CODES

- VS030

KEY FEATURES

- 19mm diameter tube
- BS EN 1906 : 2010 Grade 3
- BS EN 1670 : 2007 Grade 5 (Corrosion)
- Tested to 200,000 cycles
- Grade 304 stainless steel
- 52 x 4mm unsprung rose
- Heso spindle
- Bolt through fixings included
- Suitable for 35-54mm doors

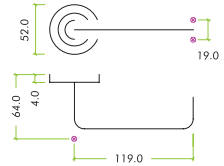
FINISHES AVAILABLE



STANDARDS



TECHNICAL



**VS040**

Mitred lever – Push on rose (unsprung)

PRODUCT CODES

- VS040

KEY FEATURES

- 21mm diameter tube
- BS EN 1906 : 2010 Grade 3
- BS EN 1670 : 2007 Grade 5 (Corrosion)
- Tested to 200,000 cycles
- Grade 304 stainless steel
- 52 x 4mm unsprung rose
- Heso spindle
- Bolt through fixings included
- Suitable for 35-54mm doors

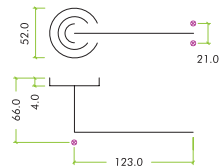
FINISHES AVAILABLE



STANDARDS



TECHNICAL



### VS050

Radius lever – Push on rose (unsprung)



PRODUCT CODES

- VS050

KEY FEATURES

- 21mm diameter tube
- BS EN 1906 : 2010 Grade 3
- BS EN 1670 : 2007 Grade 5 (Corrosion)
- Tested to 200,000 cycles
- Grade 304 stainless steel
- 52 x 4mm unsprung rose
- Heso spindle
- Bolt through fixings included
- Suitable for 35-54mm doors

FINISHES AVAILABLE

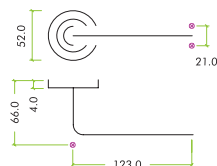


SS

STANDARDS



TECHNICAL



### VS070

Arch RTD lever – Push on rose (unsprung)



PRODUCT CODES

- VS070

KEY FEATURES

- 19mm diameter tube
- BS EN 1906 : 2010 Grade 3
- BS EN 1670 : 2007 Grade 5 (Corrosion)
- Tested to 200,000 cycles
- Grade 304 stainless steel
- 52 x 4mm unsprung rose
- Heso spindle
- Bolt through fixings included
- Suitable for 35-54mm doors

FINISHES AVAILABLE

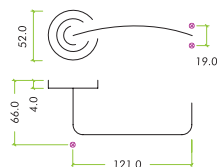


SS

STANDARDS



TECHNICAL





**VS080**

RTD lever – Push on rose (unsprung)

PRODUCT CODES

- VS080

KEY FEATURES

- 21mm diameter tube
- BS EN 1906 : 2010 Grade 3
- BS EN 1670 : 2007 Grade 5 (Corrosion)
- Tested to 200,000 cycles
- Grade 304 stainless steel
- 52 x 4mm unsprung rose
- Heso spindle
- Bolt through fixings included
- Suitable for 35-54mm doors

FINISHES AVAILABLE


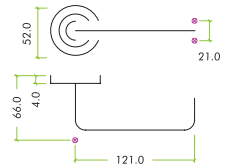


SS

STANDARDS



TECHNICAL



**VS110**

Designer lever – Push on rose (unsprung)

PRODUCT CODES

- VS110

KEY FEATURES

- BS EN 1906 : 2010 Grade 3
- BS EN 1670 : 2007 Grade 5 (Corrosion)
- Tested to 200,000 cycles
- Grade 304 stainless steel
- 52 x 4mm unsprung rose
- Heso spindle
- Bolt through fixings included
- Suitable for 35-54mm doors

FINISHES AVAILABLE

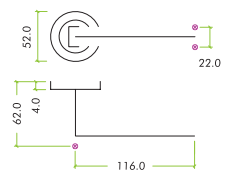


SS

STANDARDS



TECHNICAL





VS000

VS001



VS002

VS003

## VIER ESCUTCHEONS

### PRODUCT CODES

- **VS000**  
Blank profile
- **VS001**  
Euro profile
- **VS002**  
Standard profile
- **VS003**  
Oval profile

### KEY FEATURES

- 52 x 4mm unsprung push on rose
- Grade 304 stainless steel

### STANDARDS



### TECHNICAL



### FINISHES AVAILABLE



SS

## VIER TURN & RELEASE

### PRODUCT CODES

- **VS004i**  
Turn & release with indicator

### KEY FEATURES

- 52 x 4mm unsprung push on rose
- Grade 304 stainless steel

### STANDARDS



### TECHNICAL



### FINISHES AVAILABLE



SS

## ADDITIONAL ACCESSORIES

- ZFP04 Spare male/female fixing pack - Vier levers

VS



**VSD PULL HANDLES**

PRODUCT CODES

- **VSD425B**  
19 x 425mm 'D' pull handle
- **VSD425C**  
21 x 425mm 'D' pull handle

KEY FEATURES

- 19mm dia. (B)
- 21mm dia. (C)
- Bolt through fix as standard
- Optional rose pack available (VRP01SS)

FINISHES AVAILABLE



STANDARDS



**VSM PULL HANDLES**

PRODUCT CODES

- **VSM425B**  
19 x 425mm mitred pull handle
- **VSM425C**  
21 x 425mm mitred pull handle

KEY FEATURES

- 19mm dia. (B)
- 21mm dia. (C)
- Bolt through fix as standard
- Optional rose pack available (VRP01SS)

FINISHES AVAILABLE



STANDARDS





### VS21

Integral slide action flush bolt

PRODUCT CODES

- VS21

KEY FEATURES

- Grade 304
- Radius profile
- BS 476:198 tested

FINISHES AVAILABLE

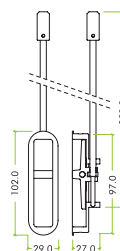


SS

STANDARDS



TECHNICAL




## ADDITIONAL ACCESSORIES

- ZFP06 Spare fixing pack - suitable for 19 and 22mm pull handles M8 x 65mm
- ZFP09 Spare fixing pack - suitable for 19 and 22mm pull handles M8 x 90mm
- VRP01SS Rose pack - Vier pull handles

# ZG4S

Lever & accessories

The ZG4S range is made exclusively from 304 grade stainless steel. All designs feature a 52mm diameter push on rose, all tested to BS EN 1906 Grade 4.




**FEATURED PRODUCT**  
**ZG4S030**





### ZG4S030

19mm RTD lever – Push on rose



#### PRODUCT CODES

- ZG4S030

#### KEY FEATURES

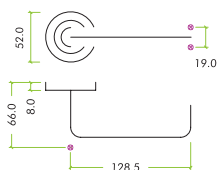
- BS EN 1906 : 2010 Grade 4
- Complies to design requirements of BS8300
- Frequently used on doors subject to violent use, e.g. stadiums, oil rigs, barracks, public toilets, etc.
- Tested to 200,000 cycles
- Grade 304 stainless steel
- Sprung rose
- Cast inner rose
- M4 male/female fixings
- Suitable for 35-54mm doors

4 7 - 1 1 4 0 B

#### STANDARDS



#### TECHNICAL



#### FINISHES AVAILABLE



### ZG4S ESCUTCHEONS

#### PRODUCT CODES

- ZG4S000  
Blank profile
- ZG4S001  
Euro profile
- ZG4S002  
Standard profile
- ZG4S003  
Oval profile

#### KEY FEATURES

- Grade 304 stainless steel
- Sold as pairs with stainless steel cast inner rose
- 50mm inner rose dia.
- 52mm outer rose dia.
- 8mm rose projection
- Supplied with M4 bolt fixings

#### STANDARDS



#### TECHNICAL



#### FINISHES AVAILABLE



ZG4S01SS (complete set)



ZCS004SS



ZCS004iSS



ZCS006iSS

## ZCS TURN & RELEASE

Push on rose

### PRODUCT CODES

- **ZCS004SS**  
with 5mm spindle
- **ZCS004iSS**  
with indicator & 5mm spindle
- **ZCS006iSS**  
with disabled turn, indicator & 5mm spindle

### KEY FEATURES

- Grade 304 stainless steel
- BS EN 1634-1
- 52mm push on rose dia.
- Fixing screws supplied

### STANDARDS



### TECHNICAL



### FINISHES AVAILABLE




## ADDITIONAL ACCESSORIES

- **ZG4SPS** Spare screw packs to suit the Grade 4 levers - contains 2 x M4x55mm and 2 x M4x65mm bolts
- **SP30** Spare Heso spindle pack - 2 x Heso grubs, 1 x Heso spindle 100mm long and allen key
- **SP30G** Spare Heso grub screw



# FULTON & BRAY

— FINEST BRASSWARE —



————— **FULTON & BRAY** —————

*Combining great quality with great value isn't just our priority, it's our promise.*


Designed to deliver high-end products at competitive prices in today's economic market, Fulton & Bray provides an array of door hardware, window fittings and accessories ideal for period and contemporary properties alike.

# ZPS

Levers & accessories

The ZPS range is made exclusively from 304 grade stainless steel. All designs feature a 50mm diameter screw on rose, all tested to BS EN 1906 Grade 3.

**50x8mm**  
Sprung Rose



Grade  
**304**  
Stainless Steel

**Cross-knurled**  
Texture Handle Grip




**FEATURED PRODUCT**  
**ZPS120SS**



**ZPS010**

Mitred lever – Screw on rose (sprung)



## PRODUCT CODES

- ZPS010SS

## KEY FEATURES

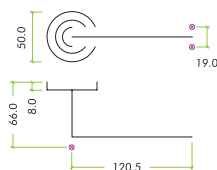
- 19mm diameter tube
- BS EN 1906 : 2010 Grade 3
- BS EN 1670 : 2007 Grade 5 (Corrosion)
- BS EN 1634-1
- Tested to 200,000 cycles
- Grade 304 stainless steel
- 50 x 8mm round sprung rose
- Heso spindle
- Bolt through fixings included
- Suitable for 35-54mm doors

3	7	-	B	0	5	0	B
---	---	---	---	---	---	---	---

## STANDARDS



## TECHNICAL




## FINISHES AVAILABLE



SS

**ZPS020**

Radius lever – Screw on rose (sprung)



## PRODUCT CODES

- ZPS020SS

## KEY FEATURES

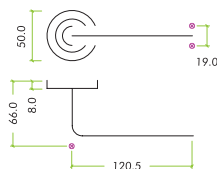
- 19mm diameter tube
- BS EN 1906 : 2010 Grade 3
- BS EN 1670 : 2007 Grade 5 (Corrosion)
- BS EN 1634-1
- Tested to 200,000 cycles
- Grade 304 stainless steel
- 50 x 8mm round sprung rose
- Heso spindle
- Bolt through fixings included
- Suitable for 35-54mm doors

3	7	-	B	0	5	0	B
---	---	---	---	---	---	---	---

## STANDARDS




## TECHNICAL



## FINISHES AVAILABLE



SS



**ZPS030**

RTD lever – Screw on rose (sprung)

PRODUCT CODES

- ZPS030SS

KEY FEATURES

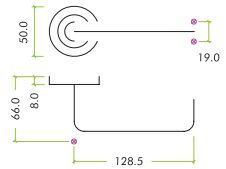
- 19mm diameter tube
- BS EN 1906 : 2010 Grade 3
- BS EN 1670 : 2007 Grade 5 (Corrosion)
- BS EN 1634-1
- Complies to design requirements of BS8300
- Tested to 200,000 cycles
- Grade 304 stainless steel
- 50 x 8mm round sprung rose
- Heso spindle
- Bolt through fixings included
- Suitable for 35-54mm doors

3 | 7 | - | B | 0 | 5 | 0 | B

STANDARDS



TECHNICAL



FINISHES AVAILABLE



**ZPS070**

Radius lever – Screw on rose (sprung)

PRODUCT CODES

- ZPS070SS

KEY FEATURES

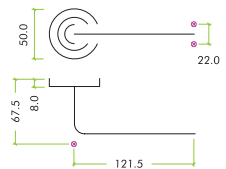
- 22mm diameter tube
- BS EN 1906 : 2010 Grade 3
- BS EN 1670 : 2007 Grade 5 (Corrosion)
- BS EN 1634-1
- Tested to 200,000 cycles
- Grade 304 stainless steel
- 50 x 8mm round sprung rose
- Heso spindle
- Bolt through fixings included
- Suitable for 35-54mm doors

3 | 7 | - | B | 0 | 5 | 0 | B

STANDARDS



TECHNICAL



FINISHES AVAILABLE



### ZPS080

RTD lever – Screw on rose (sprung)



PRODUCT CODES

- ZPS080SS

KEY FEATURES

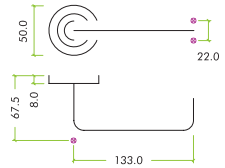
- 22mm diameter tube
- BS EN 1906 : 2010 Grade 3
- BS EN 1670 : 2007 Grade 5 (Corrosion)
- BS EN 1634-1
- Complies to design requirements of BS8300
- Tested to 200,000 cycles
- Grade 304 stainless steel
- 50 x 8mm round sprung rose
- Heso spindle
- Bolt through fixings included
- Suitable for 35-54mm doors

3 7 - B 0 5 0 B

STANDARDS



TECHNICAL




FINISHES AVAILABLE



SS

### ZPS110

Orion lever – Screw on rose (sprung)



PRODUCT CODES

- ZPS110SS

KEY FEATURES

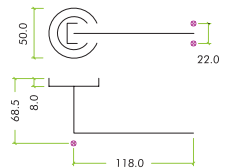
- BS EN 1906 : 2010 Grade 3
- BS EN 1670 : 2007 Grade 5 (Corrosion)
- Tested to 200,000 cycles
- Grade 304 stainless steel
- 50 x 8mm round sprung rose
- Heso spindle
- Bolt through fixings included
- Suitable for 35-54mm doors

3 7 - B 0 5 0 B

STANDARDS




TECHNICAL



FINISHES AVAILABLE



SS



**ZPS120**

Athena lever – Screw on rose (sprung)

PRODUCT CODES

- ZPS120SS

KEY FEATURES

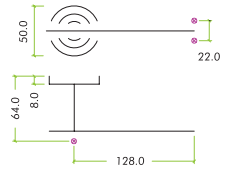
- BS EN 1906 : 2010 Grade 3
- BS EN 1670 : 2007 Grade 5 (Corrosion)
- BS EN 1634-1
- Tested to 200,000 cycles
- Grade 304 stainless steel
- Cross-knurled textured grip
- 50 x 8mm round sprung rose
- Heso spindle
- Bolt through fixings included
- Suitable for 35-54mm doors

3 7 - B 0 5 0 B

STANDARDS



TECHNICAL



FINISHES AVAILABLE



SS

**ZPS130**

Eros lever – Screw on rose (sprung)

PRODUCT CODES

- ZPS130SS

KEY FEATURES

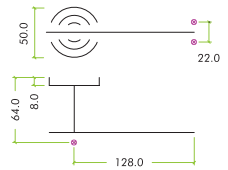
- BS EN 1906 : 2010 Grade 3
- BS EN 1670 : 2007 Grade 5 (Corrosion)
- Tested to 200,000 cycles
- Grade 304 stainless steel
- Carbon fibre grip
- 50 x 8mm round sprung rose
- Heso spindle
- Bolt through fixings included
- Suitable for 35-54mm doors

3 7 - B 0 5 0 B

STANDARDS



TECHNICAL



FINISHES AVAILABLE



SS





**ZPS100**  
Facility indicator

PRODUCT CODES

- ZPS100SS

KEY FEATURES

- BS EN 1634-1
- Grade 304 stainless steel
- Reversible handing function
- Swing & slide door
- Complies to the design requirements of BS8300
- 175 x 38mm cover plate
- Suitable for 35-54mm doors

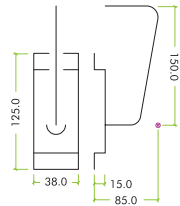
FINISHES AVAILABLE



STANDARDS



TECHNICAL



**ZPS200**

Ball mortise knob - Screw on rose (unsprung)



PRODUCT CODES

- ZPS200SS

KEY FEATURES

- Grade 304 stainless steel
- Unsprung rose
- 50mm rose dia.
- 55mm ball dia.
- 90mm projection

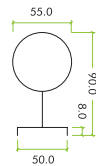
FINISHES AVAILABLE



STANDARDS



TECHNICAL





ZPS000SS



ZPS001SS



ZPS002SS



ZPS003SS

## ZPS ESCUTCHEONS

Screw on rose

### PRODUCT CODES

- ZPS000SS  
Blank profile
- ZPS001SS  
Euro profile
- ZPS002SS  
Standard profile
- ZPS003SS  
Oval profile

### KEY FEATURES

- Grade 304 stainless steel
- BS EN 1634-1
- 50mm screw on rose dia.
- Fixing screws supplied

### STANDARDS



### TECHNICAL



### FINISHES AVAILABLE



SS



ZPS004SS



ZPS004iSS



ZPS005SS

## ZPS TURN & RELEASE

Screw on rose

### PRODUCT CODES

- ZPS004SS  
with 5mm spindle
- ZPS004PS  
with 5mm spindle
- ZPS004iSS  
with indicator &  
5mm spindle
- ZPS005SS  
with 8mm spindle

### KEY FEATURES

- Grade 304 stainless steel
- BS EN 1634-1
- 50mm screw on rose dia.
- Fixing screws supplied

### STANDARDS



### TECHNICAL



### FINISHES AVAILABLE



SS



PS



ZPS006iSS



ZPS007iSS

## DISABLED TURN & RELEASE

Screw on rose

### PRODUCT CODES

- ZPS006iSS  
with disabled turn,  
indicator & 5mm spindle
- ZPS007iSS  
with disabled RTD lever,  
indicator & 5mm spindle

### KEY FEATURES

- Grade 304 stainless steel
- BS EN 1634-1
- 50mm screw on rose dia.
- Fixing screws supplied

### STANDARDS



### TECHNICAL



### FINISHES AVAILABLE



SS

## ADDITIONAL ACCESSORIES

- SP30 Spare Heso spindle pack - 2 x Heso grubs, 1 x Heso spindle 100mm long and allen key
- SP30G Spare Heso grub screw
- ZFP04 Spare male/female fixing pack - ZPS levers
- ZFP07 Spare fixing pack - suitable for the stainless steel facility indicator

# ZCS

Levers & accessories

The ZCS range is made exclusively from 304 grade tubular stainless steel. All designs feature a 52mm diameter push on rose, all tested to performance Grade 3.

**52x8mm**  
Sprung Rose

**PS / SS**  
Finishes are available

**19 / 22mm**  
Tube Diameters

**FEATURED PRODUCT**  
**ZCS030PS**



**ZCS010**

Mitred lever – Push on rose (sprung)



## PRODUCT CODES

- ZCS010SS
- ZCS010PS

## KEY FEATURES

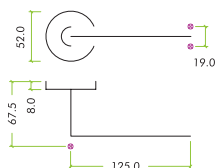
- 19mm diameter tube
- BS EN 1906 : 2010 Grade 3
- BS EN 1670 : 2007 Grade 5 (Corrosion)
- BS EN 1634-1
- Tested to 200,000 cycles
- Grade 304 stainless steel
- 52 x 8mm round sprung rose
- Heso spindle
- Bolt through fixings included
- Suitable for 35-54mm doors

3 7 - B 1 5 0 B

## STANDARDS




## TECHNICAL



## FINISHES AVAILABLE

**ZCS020**

Radius lever – Push on rose (sprung)



## PRODUCT CODES

- ZCS020SS

## KEY FEATURES

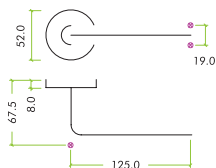
- 19mm diameter tube
- BS EN 1906 : 2010 Grade 3
- BS EN 1670 : 2007 Grade 5 (Corrosion)
- BS EN 1634-1
- Tested to 200,000 cycles
- Grade 304 stainless steel
- 52 x 8mm round sprung rose
- Heso spindle
- Bolt through fixings included
- Suitable for 35-54mm doors

3 7 - B 1 5 0 B

## STANDARDS



## TECHNICAL



## FINISHES AVAILABLE





**ZCS030**

RTD lever – Push on rose (sprung)

PRODUCT CODES

- ZCS030SS
- ZCS030PS

KEY FEATURES

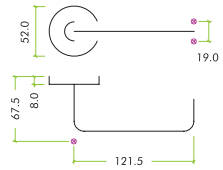
- 19mm diameter tube
- BS EN 1906 : 2010 Grade 3
- BS EN 1670 : 2007 Grade 5 (Corrosion)
- BS EN 1634-1
- Complies to design requirements of BS8300
- Tested to 200,000 cycles
- Grade 304 stainless steel
- 52 x 8mm round sprung rose
- Heso spindle
- Bolt through fixings included
- Suitable for 35-54mm doors

3 7 - B 1 5 0 B

STANDARDS



TECHNICAL



FINISHES AVAILABLE



**ZCS040**

Arched lever – Push on rose (sprung)

PRODUCT CODES

- ZCS040SS

KEY FEATURES

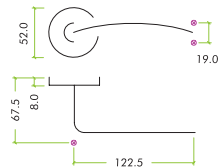
- 19mm diameter tube
- BS EN 1906 : 2010 Grade 3
- BS EN 1670 : 2007 Grade 5 (Corrosion)
- BS EN 1634-1
- Tested to 200,000 cycles
- Grade 304 stainless steel
- 52 x 8mm round sprung rose
- Heso spindle
- Bolt through fixings included
- Suitable for 35-54mm doors

3 7 - B 1 5 0 B

STANDARDS



TECHNICAL




FINISHES AVAILABLE



**ZCS050**

Oval mitred lever – Push on rose (sprung)



## PRODUCT CODES

- ZCS050SS

## KEY FEATURES

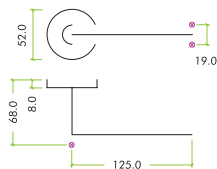
- 19mm diameter tube
- BS EN 1906 : 2010 Grade 3
- BS EN 1670 : 2007 Grade 5 (Corrosion)
- BS EN 1634-1
- Tested to 200,000 cycles
- Grade 304 stainless steel
- 52 x 8mm round sprung rose
- Heso spindle
- Bolt through fixings included
- Suitable for 35-54mm doors

3 7 - B 1 5 0 B

## STANDARDS



## TECHNICAL



## FINISHES AVAILABLE

**ZCS070**

Radius lever – Push on rose (sprung)



## PRODUCT CODES

- ZCS070SS

## KEY FEATURES

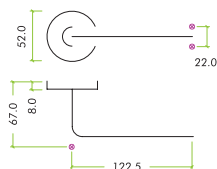
- 19mm diameter tube
- BS EN 1906 : 2010 Grade 3
- BS EN 1670 : 2007 Grade 5 (Corrosion)
- BS EN 1634-1
- Tested to 200,000 cycles
- Grade 304 stainless steel
- 52 x 8mm round sprung rose
- Heso spindle
- Bolt through fixings included
- Suitable for 35-54mm doors

3 7 - B 1 5 0 B

## STANDARDS



## TECHNICAL



## FINISHES AVAILABLE





### ZCS080

RTD lever – Push on rose (sprung)

PRODUCT CODES

- ZCS080SS
- ZCS080PS

KEY FEATURES

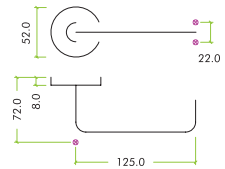
- 22mm diameter tube
- BS EN 1906 : 2010 Grade 3
- BS EN 1670 : 2007 Grade 5 (Corrosion)
- BS EN 1634-1
- Complies to design requirements of BS8300
- Tested to 200,000 cycles
- Grade 304 stainless steel
- 52 x 8mm round sprung rose
- Heso spindle
- Bolt through fixings included
- Suitable for 35-54mm doors

3 7 - B 1 5 0 B

STANDARDS



TECHNICAL



FINISHES AVAILABLE



### ZCS090

Atlas lever – Push on rose (sprung)

PRODUCT CODES

- ZCS090SS

KEY FEATURES

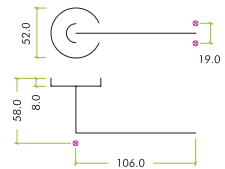
- BS EN 1906 : 2010 Grade 3
- BS EN 1670 : 2007 Grade 5 (Corrosion)
- BS EN 1634-1
- Tested to 200,000 cycles
- Grade 304 stainless steel
- 52 x 8mm round sprung rose
- Heso spindle
- Bolt through fixings included
- Suitable for 35-54mm doors

3 7 - B 1 5 0 B

STANDARDS



TECHNICAL



FINISHES AVAILABLE







### ZCS120

Arched T-bar lever – Push on rose (sprung)

PRODUCT CODES

- ZCS120PS

KEY FEATURES

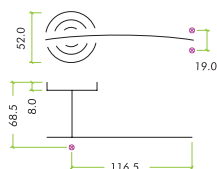
- BS EN 1906 : 2010 Grade 3
- BS EN 1670 : 2007 Grade 5 (Corrosion)
- BS EN 1634-1
- Tested to 200,000 cycles
- Grade 304 stainless steel
- 52 x 8mm round sprung rose
- Heso spindle
- Bolt through fixings included
- Suitable for 35-54mm doors

3 7 - B 1 5 0 B

STANDARDS



TECHNICAL



FINISHES AVAILABLE



### ZCS160

Designer lever – Push on rose (sprung)

PRODUCT CODES

- ZCS160SS

KEY FEATURES

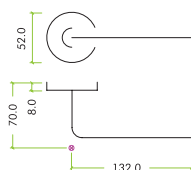
- BS EN 1906 : 2010 Grade 3
- BS EN 1670 : 2007 Grade 5 (Corrosion)
- BS EN 1634-1
- Tested to 200,000 cycles
- Grade 304 stainless steel
- 52 x 8mm round sprung rose
- Heso spindle
- Bolt through fixings included
- Suitable for 35-54mm doors

3 7 - B 1 5 0 B

STANDARDS



TECHNICAL



FINISHES AVAILABLE





## ZCS170

Designer lever – Push on rose (sprung)

### PRODUCT CODES

- ZCS170SS

### KEY FEATURES

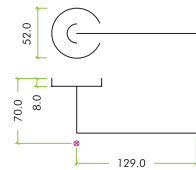
- BS EN 1906 : 2010 Grade 3
- BS EN 1670 : 2007 Grade 5 (Corrosion)
- BS EN 1634-1
- Tested to 200,000 cycles
- Grade 304 stainless steel
- 52 x 8mm round sprung rose
- Heso spindle
- Bolt through fixings included
- Suitable for 35-54mm doors

3 7 - B 1 5 0 B

### STANDARDS



### TECHNICAL



### FINISHES AVAILABLE



SS

## ZCS ESCUTCHEONS

### PRODUCT CODES

- ZCS000SS
- ZCS000PS
- Blank profile
- ZCS001SS
- ZCS001PS
- Euro profile
- ZCS002SS
- ZCS002PS
- Standard profile
- ZCS003SS
- ZCS003PS
- Oval profile

### KEY FEATURES

- Grade 304 stainless steel
- BS EN 1634-1
- 52mm push on rose dia.
- Fixing screws supplied

### STANDARDS



### TECHNICAL



### FINISHES AVAILABLE



SS

PS



ZCS000SS



ZCS001PS



ZCS002PS



ZCS003SS



ZCS004SS



ZCS004iPS



ZCS006iSS

## ZCS TURN & RELEASE

Push on rose

### PRODUCT CODES

- ZCS004SS
- ZCS004PS  
with 5mm spindle
- ZCS004iSS
- ZCS004iPS  
with indicator & 5mm spindle
- ZCS006iSS
- ZCS006iPS  
with disabled turn,  
indicator & 5mm spindle

### KEY FEATURES

- Grade 304 stainless steel
- BS EN 1634-1
- 52mm push on rose dia.
- Fixing screws supplied
- Indicator option available

### STANDARDS



### TECHNICAL



### FINISHES AVAILABLE



## ADDITIONAL ACCESSORIES

- SP21SS Spare ZCS outer push on rose covers
- SP30 Spare Heso spindle pack - 2 x Heso grubs, 1 x Heso spindle 100mm long and allen key
- SP30G Spare Heso grub screw
- ZFP01 Spare male/female fixing pack - ZCS levers

## LIFT TO LOCK SET

The Zoo Hardware lift to lock DIN lock outside appearance and operation is no different to any other bathroom lock. The inside lever handle presses down to release the latch bolt, whilst also lifting up to throw the dead bolt. This is illustrated by the included sign "lift handle to lock".



### ZCS030LL

RTD lift to lock lever – push on rose

**PRODUCT CODES**

- ZCS030LLSS

**FOR USE WITH**

- ZDL7260LLSS
- ZDL7260RLLSS

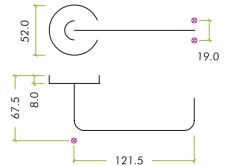
**KEY FEATURES**

- BS EN 1634-1
- Complies to design requirements of BS8300
- Tested to 200,000 cycles
- Grade 304 stainless steel
- Unsprung rose
- Heso spindle
- Bolt through fixings included
- Suitable for 35-54mm doors

**STANDARDS**



**TECHNICAL**



**FINISHES AVAILABLE**



### ZDL7260LL / ZDL7260RLL

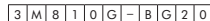
DIN lift to lock - 72mm c/c

**PRODUCT CODES**

- ZDL7260LLSS
- ZDL7260RLLSS

**KEY FEATURES**

- 60mm backsets available
- Square & radius profile forends
- 22mm SS304 forend
- SS304 latch & deadbolt
- Anti-rattle strike
- Grip tight follower
- Blind escutcheon & emergency release half set
- BS EN 12209 : 2003 Grade 3



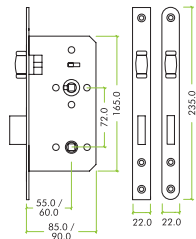
**FINISHES AVAILABLE**



**STANDARDS**



**TECHNICAL**





### ZCSIP19SP

19mm RTD lever on short inner backplate

PRODUCT CODES

- ZCSIP19SP
- ZCSIP19SPPS

KEY FEATURES

- BS EN 1906 : 2010 Grade 3
- BS EN 1634-1
- Complies with the design requirements of BS8300
- Dimensions - 178 x 43mm
- Grade 304 stainless steel
- M4 Male/Female fixings
- M6 Heso grub screws
- Supplied with wood screws

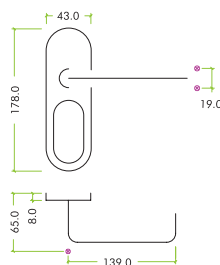
FINISHES AVAILABLE



STANDARDS



TECHNICAL



### ZCS SHORT COVER PLATES

To suit ZCSIP19SP

PRODUCT CODES

- ZCS41SS
- ZCS41PS  
Lock cover plate
- ZCS41EPSS
- ZCS41EPPS  
Euro cover plate
- ZCS41OPSS
- ZCS41OPPS  
Oval cover plate
- ZCS42SS
- ZCS42PS  
Latch cover plate
- ZCS43SS
- ZCS43PS  
Bathroom cover plate
- ZCS41EPSS72  
Euro lock cover plate  
( 72mm c/c )
- ZCS43SS78  
Bathroom cover plate  
( 78mm c/c )

KEY FEATURES

- 180 x 45mm
- Grade 304 stainless steel
- BS EN 1634-1

STANDARDS



TECHNICAL



FINISHES AVAILABLE



ZCS43SS



**ZCSIP19**

19mm RTD lever on inner backplate

PRODUCT CODES

- ZCSIP19SS

KEY FEATURES

- BS EN 1906 : 2010 Grade 3
- BS EN 1634-1
- Complies with the design requirements of BS8300
- Dimensions - 218 x 48mm
- Grade 304 stainless steel
- M4 Male/Female fixings
- M6 Heso grub screws
- Supplied with wood screws

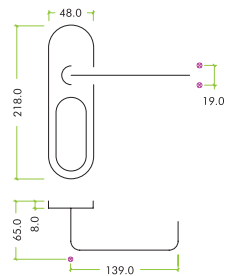
FINISHES AVAILABLE

-  SS

STANDARDS



TECHNICAL



**ZCSIP22**

22mm RTD lever on inner backplate

PRODUCT CODES

- ZCSIP22SS

KEY FEATURES

- BS EN 1906 : 2010 Grade 3
- BS EN 1634-1
- Complies with the design requirements of BS8300
- Dimensions - 218 x 48mm
- Grade 304 stainless steel
- M4 Male/Female fixings
- M6 Heso grub screws
- Supplied with wood screws

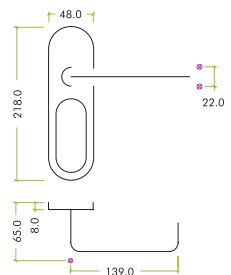
FINISHES AVAILABLE

-  SS

STANDARDS



TECHNICAL



## ZCS COVER PLATES

To suit ZCSIP19 / ZCSIP22

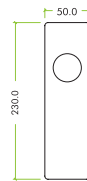
### PRODUCT CODES

- ZCS31SS
- ZCS31RSS  
Lock cover plate
- ZCS31EPSS
- ZCS31EPRSS  
Euro cover plate
- ZCS31OPSS
- ZCS31OPRSS  
Oval cover plate
- ZCS32SS
- ZCS32RSS  
Latch cover plate
- ZCS33SS
- ZCS33RSS  
Bathroom cover plate
- ZCS31EPSS72
- ZCS31EPRSS72  
Euro lock cover plate  
(72mm c/c)
- ZCS33SS78
- ZCS33RSS78  
Bathroom cover plate  
(78mm c/c)

### STANDARDS



### TECHNICAL



### FINISHES AVAILABLE



ZCS31SS

ZCS32RSS



ZCS31EPSS72

ZCS33SS78

### KEY FEATURES

- 230 x 50mm
- Grade 304 stainless steel
- BS EN 1634-1
- Available in square or radius



ZCSD PULL HANDLES

'D' pull handle

PRODUCT CODES

- ZCSD150BS
- ZCSD150BP  
19 x 150mm
- ZCSD225BS
- ZCSD225BP  
19 x 225mm
- ZCSD300BS
- ZCSD300BP  
19 x 300mm
- ZCSD425BS
- ZCSD425BP  
19 x 425mm
- ZCSD600BS
- ZCSD600BP  
19 x 600mm
  
- ZCSD300CS  
22 x 300mm
- ZCSD425CS  
22 x 425mm
- ZCSD600CS  
22 x 600mm

KEY FEATURES

- BS EN 1634-1
- Grade 304 stainless steel
- 19mm tubular
- 22mm tubular

STANDARDS



FINISHES AVAILABLE



SS

PS

ZCSG PULL HANDLES

Guardsman pull handle



PRODUCT CODES

- ZCSG300BS  
19 x 300mm
- ZCSG425BS  
19 x 425mm
- ZCSG600BS  
19 x 600mm
  
- ZCSG300CS  
22 x 300mm
- ZCSG425CS  
22 x 425mm
- ZCSG600CS  
22 x 600mm

HANDLE LENGTH

- 300mm c/c =  
400mm overall
- 425mm c/c =  
525mm overall
- 600mm c/c =  
700mm overall

KEY FEATURES

- BS EN 1634-1
- Grade 304 stainless steel
- 19mm tubular
- 22mm tubular

STANDARDS



FINISHES AVAILABLE



SS





ZBBF25SS

## BACK TO BACK FIXING PACKS

### PRODUCT CODES

- ZBBF19SS for 19mm pull handles
- ZBBF22SS for 22mm pull handles
- ZBBF25SS for 30mm guardsman pull handles

### KEY FEATURES

- Suitable for 35-54mm doors

### FINISHES AVAILABLE



SS

## ADDITIONAL ACCESSORIES

- ZRP02SS Rose pack - 2 x push on roses - suitable for ss304 19mm, 22mm and 30mm
- ZRP03SS Rose pack - 2 x Screw on roses - suitable for ss304 19mm, 22mm and 30mm
- ZRP06PSS Rose pack - 2 x push on roses - suitable for ss304 19mm, 22mm and 30mm - Polished
- ZFP06 Spare fixing pack - suitable for 19 and 22mm pull handles M8 x 65mm
- ZFP09 Spare fixing pack - suitable for 19 and 22mm pull handles M8 x 90mm
- ZBBF19SS 19mm back to back fixing pack - suitable for ss304 pull handles
- ZBBF22SS 22mm back to back fixing pack - suitable for ss304 pull handles

# ZCS2

Levers & accessories

The ZCS2 range is made exclusively from 201 grade tubular stainless steel. All designs feature a 52mm push on rose, all corrosion tested to BS EN 1670 Grade 5.




**150mm  
-  
1800mm**  
Lengths Available

**3 Profiles**  
Available

**Grade  
201**  
Stainless Steel

**FEATURED PRODUCT**  
**ZCS2D300C**



### ZCS2010

Mitred lever – Push on rose (sprung)

PRODUCT CODES

- ZCS2010SS

KEY FEATURES

- BS EN 1634-1
- Grade 201 stainless steel
- 52 x 8mm round sprung rose
- Suitable for 35-54mm doors

FINISHES AVAILABLE


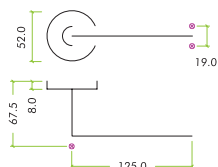


SS

STANDARDS



TECHNICAL



### ZCS2020

Radius lever – Push on rose (sprung)

PRODUCT CODES

- ZCS2020SS

KEY FEATURES

- BS EN 1634-1
- Grade 201 stainless steel
- 52 x 8mm round sprung rose
- Suitable for 35-54mm doors

FINISHES AVAILABLE

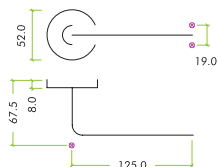


SS

STANDARDS



TECHNICAL



ZCS2



## ZCS2030

RTD lever – Push on rose (sprung)

**PRODUCT CODES**

- ZCS2030SS

**KEY FEATURES**

- Complies with the design requirements of BS8300
- BS EN 1634-1
- Grade 201 stainless steel
- 52 x 8mm round sprung rose
- Suitable for 35-54mm doors

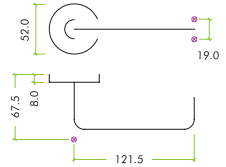
**FINISHES AVAILABLE**



**STANDARDS**



**TECHNICAL**



## ZCS2040

Arched lever – Push on rose (sprung)

**PRODUCT CODES**

- ZCS2040SS

**KEY FEATURES**

- BS EN 1634-1
- Grade 201 stainless steel
- 52 x 8mm round sprung rose
- Suitable for 35-54mm doors

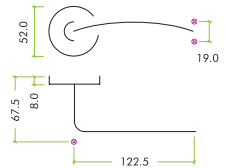
**FINISHES AVAILABLE**



**STANDARDS**



**TECHNICAL**



## ZCS2060

Radius lever – Push on rose (sprung)

**PRODUCT CODES**

- ZCS2060SSPS

**KEY FEATURES**

- BS EN 1634-1
- Grade 201 stainless steel
- 52 x 8mm round sprung rose
- Suitable for 35-54mm doors

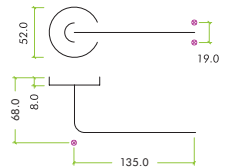
**FINISHES AVAILABLE**



**STANDARDS**



**TECHNICAL**





### ZCS2080

RTD lever – Push on rose (sprung)

PRODUCT CODES

- ZCS2080SS

KEY FEATURES

- Complies with the design requirements of BS8300
- BS EN 1634-1
- Grade 201 stainless steel
- 52 x 8mm round sprung rose
- Suitable for 35-54mm doors

FINISHES AVAILABLE

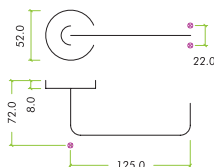


SS

STANDARDS



TECHNICAL



### ZCS2110

Mitred lever – Push on rose (sprung)

PRODUCT CODES

- ZCS2110SSPS

KEY FEATURES

- BS EN 1634-1
- Grade 201 stainless steel
- 52 x 8mm round sprung rose
- Suitable for 35-54mm doors

FINISHES AVAILABLE

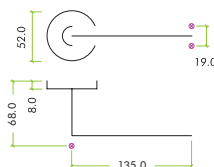


SSPS

STANDARDS



TECHNICAL



### ZCS2120

Arched T-bar lever – Push on rose (sprung)

PRODUCT CODES

- ZCS2120SS

KEY FEATURES

- BS EN 1634-1
- Grade 201 stainless steel
- 52 x 8mm round sprung rose
- Suitable for 35-54mm doors

FINISHES AVAILABLE

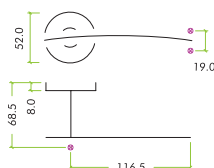


SS

STANDARDS



TECHNICAL





## ZCS2130

T-bar lever – Push on rose (sprung)

**PRODUCT CODES**

- ZCS2130SS

**KEY FEATURES**

- BS EN 1634-1
- Grade 201 stainless steel
- 52 x 8mm round sprung rose
- Suitable for 35-54mm doors

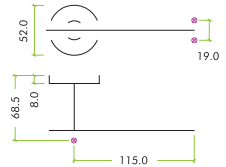
**FINISHES AVAILABLE**

- SS

**STANDARDS**



**TECHNICAL**



## ZCS2140

Curved lever – Push on rose (sprung)

**PRODUCT CODES**

- ZCS2140SS

**KEY FEATURES**

- BS EN 1634-1
- Grade 201 stainless steel
- 52 x 8mm round sprung rose
- Suitable for 35-54mm doors

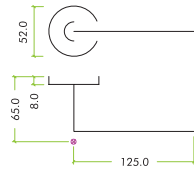
**FINISHES AVAILABLE**

- SS

**STANDARDS**



**TECHNICAL**



## ZCS2 ESCUTCHEONS

Push on rose



ZCS2000SS



ZCS2001SS



ZCS2002SS



ZCS2003SS

### PRODUCT CODES

- ZCS2000SS  
Blank profile
- ZCS2001SS  
Euro profile
- ZCS2002SS  
Standard profile
- ZCS2003SS  
Oval profile

### KEY FEATURES

- Grade 201 stainless steel
- BS EN 1634-1
- 52mm push on rose dia.
- Fixing screws supplied

### FINISHES AVAILABLE



SS

### STANDARDS



### TECHNICAL



## ZCS2 TURN & RELEASES

Push on rose



ZCS2004SS



ZCS2006ISS



### PRODUCT CODES

- ZCS2004SS  
with 5mm spindle
- ZCS2006ISS  
with disabled turn,  
indicator & 5mm spindle

### KEY FEATURES

- Grade 201 stainless steel
- BS EN 1634-1
- 52mm push on rose dia.
- Fixing screws supplied

### FINISHES AVAILABLE



SS

### STANDARDS



### TECHNICAL



**ZCS2D PULL HANDLES**

'D' pull handle

## PRODUCT CODES

- **ZCS2D150BS**  
19 x 150mm
- **ZCS2D225BS**  
19 x 225mm
- **ZCS2D300BS**  
19 x 300mm
- **ZCS2D425BS**  
19 x 425mm
- **ZCS2D600BS**  
19 x 600mm
  
- **ZCS2D300CS**  
22 x 300mm
- **ZCS2D425CS**  
22 x 425mm
- **ZCS2D600CS**  
22 x 600mm

## KEY FEATURES

- BS EN 1634-1
- Grade 201 stainless steel
- 19mm tubular
- 22mm tubular

## STANDARDS



## FINISHES AVAILABLE



SS

**ZCS2M PULL HANDLES**

Mitred pull handle

## PRODUCT CODES

- **ZCS2M150BS**  
19 x 150mm
- **ZCS2M225BS**  
19 x 225mm
- **ZCS2M300BS**  
19 x 300mm
- **ZCS2M425BS**  
19 x 425mm
- **ZCS2M600BS**  
19 x 600mm

## KEY FEATURES

- BS EN 1634-1
- Grade 201 stainless steel
- 19mm tubular
- 22mm tubular

## STANDARDS



## FINISHES AVAILABLE



SS



**ZCS2G PULL HANDLES**

## 19mm &amp; 22mm guardsman pull handle



## PRODUCT CODES

- ZCS2G300BS  
19 x 300mm
- ZCS2G425BS  
19 x 425mm
- ZCS2G600BS  
19 x 600mm
- ZCS2G300CS  
22 x 300mm
- ZCS2G425CS  
22 x 425mm
- ZCS2G600CS  
22 x 600mm

## KEY FEATURES

- BS EN 1634-1
- Grade 201 stainless steel
- 19mm tubular
- 22mm tubular

## HANDLE LENGTH

- 300mm c/c =  
400mm overall
- 425mm c/c =  
525mm overall
- 600mm c/c =  
700mm overall

## STANDARDS



## FINISHES AVAILABLE



SS

**ZCS2G PULL HANDLES**

## 30mm guardsman pull handle



## PRODUCT CODES

- ZCS2G600ES  
30 x 600mm
- ZCS2G800ES  
30 x 800mm
- ZCS2G1200ES  
30 x 1200mm
- ZCS2G1800ES  
30 x 1800mm

## KEY FEATURES

- BS EN 1634-1
- Grade 201 stainless steel
- 30mm tubular

## HANDLE LENGTH

- 400mm c/c =  
600mm overall
- 600mm c/c =  
800mm overall
- 1000mm c/c =  
1200mm overall
- 1600mm c/c =  
1800mm overall
- 1800mm c/c =  
2000mm overall


## STANDARDS



## FINISHES AVAILABLE



SS



## ZCS2D BACK TO BACK PULL HANDLES

'D' pull handle

### PRODUCT CODES

- ZCS2D225BSBB  
19 x 225mm
- ZCS2D300BSBB  
19 x 300mm
- ZCS2D425BSBB  
19 x 425mm



### KEY FEATURES

- BS EN 1634-1
- Grade 201 stainless steel
- 19mm tubular
- Supplied with back-to-back fixings

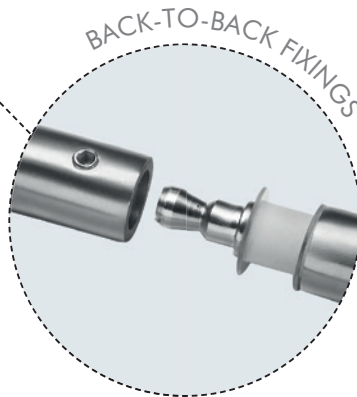
### STANDARDS



### FINISHES AVAILABLE



SS





ZBBF25SS

## BACK TO BACK FIXING PACKS

### PRODUCT CODES

- **ZBBF19SS**  
for 19mm pull handles
- **ZBBF22SS**  
for 22mm pull handles
- **ZBBF25SS**  
for 30mm guardsman  
pull handles
- **ZBBF30SS**  
for 30mm pull handles

### KEY FEATURES

- Suitable for 35-54mm doors
- To fix 2 regular pull handles back to back

### FINISHES AVAILABLE



SS

## ADDITIONAL ACCESSORIES

- SP22SS Spare ZCS2 outer push on rose covers
  - ZFP01 Spare male/female fixing pack - ZCS2 levers
  - M6X6SS M6 x 6mm skt set (grub) screw st/st ZCS2
  - SP23 Spare spindle - 8mm x 8mm x 100mm long - ZCS2 levers
  - SP24 Spare spindle - 8mm x 8mm x 110mm long - ZCS2 levers
  - SP25 Spare spindle - 5mm x 5mm x 65mm long - ZCS2 levers
- 
- ZRP01SS Rose pack - 2 x push on roses - suitable for SS201 19, 22mm and 30mm pull handles
  - ZFP06 Spare fixing pack - suitable for 19 and 22mm pull handles M8 x 65mm
  - ZFP09 Spare fixing pack - suitable for 19 and 22mm pull handles M8 x 90mm

# ZAS

Stainless steel accessories

A range of complimentary products made from stainless steel to be used with our ZPS, ZCS & ZCS2 ranges. The collection ranges from flush bolts to robe hooks.

## Square & Radius Profile

Available



# 6 SIZES

Available

## Flush Bolt

Throw Dimensions



11mm  
Diameter



15mm  
Throw

**FEATURED PRODUCT**  
**ZAS03RSS**



ZAS03RSS

## ZAS LEVER ACTION FLUSH BOLTS

### PRODUCT CODES

- ZAS02SS  
20 x 150mm
- ZAS03SS
- ZAS03RSS  
20 x 203mm
- ZAS05SS
- ZAS05RSS  
20 x 305mm
- ZAS12SS  
20 x 457mm
- ZAS13SS
- ZAS13RSS  
20 x 609mm
- ZAS09SS  
20 x 904mm

### KEY FEATURES

- 11mm dia. bolt
- 15mm bolt throw
- Adjustable bolt throw
- Available in square & radius profiles

### FINISHES AVAILABLE



## ZAS14

Dust excluding socket for flush bolts – Concrete

### PRODUCT CODES

- ZAS14SS

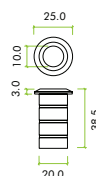
### KEY FEATURES

- 20 x 25mm

### FINISHES AVAILABLE



### TECHNICAL



## ZAS14A

Dust excluding socket for flush bolts – Timber

### PRODUCT CODES

- ZAS14ASS

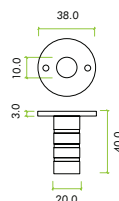
### KEY FEATURES

- 20 x 38mm

### FINISHES AVAILABLE



### TECHNICAL





## ZAS10

Flush pull – Rectangular

PRODUCT CODES

- ZAS10SS

KEY FEATURES

- 50 x 100mm
- 14mm deep

FINISHES AVAILABLE



SS

ZAS



ZAS40BSS

## ZAS40

Flush pull – Square

PRODUCT CODES

- ZAS40ASS  
30 x 30mm
- ZAS40BSS  
40 x 40mm
- ZAS40CSS  
50 x 50mm

KEY FEATURES

- 30 x 30mm
- 40 x 40mm
- 50 x 50mm

FINISHES AVAILABLE



SS



## ZAS41

Flush pull – Half moon

PRODUCT CODES

- ZAS41SS

KEY FEATURES

- 90mm dia.
- 19mm deep

FINISHES AVAILABLE



SS



ZAS20SS



## ZAS CYLINDER LATCH PULLS

### PRODUCT CODES

- **ZAS16SS**  
Euro profile
- **ZAS17SS**  
Oval profile
- **ZAS18SS**  
Rim profile
- **ZAS19SS**  
Blank profile
- **ZAS20SS**  
Standard profile

### KEY FEATURES

- BS EN 1634-1
- 43 x 88mm

### STANDARDS



### FINISHES AVAILABLE



ZAS42SS



ZAS43SS

## RING PULLS

### PRODUCT CODES

- **ZAS42SS**  
44 x 62mm
- **ZAS43SS**  
38 x 48mm

### FINISHES AVAILABLE



## ZAS26

Square standard profile escutcheon

### PRODUCT CODES

- **ZAS26SS**

### KEY FEATURES

- 50mm x 50mm

### FINISHES AVAILABLE





## ZAS008

Security escutcheon

PRODUCT CODES

- ZAS008SS

KEY FEATURES

- BS EN 1634-1
- Hardened steel
- 52mm rose dia.

STANDARDS



FINISHES AVAILABLE



ZAS



ZAS21CP



## ZAS21

Hush latch

PRODUCT CODES

- ZAS21EB
- ZAS21CP
- ZAS21PCW

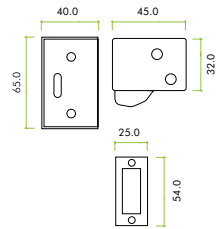
KEY FEATURES

- BS EN 1634-1
- 65 x 40mm

FINISHES AVAILABLE



TECHNICAL



## ZAS25

Toilet door indicator

PRODUCT CODES

- ZAS25SS

KEY FEATURES

- Indicator 40 x 60mm
- Lock 65 x 40mm

FINISHES AVAILABLE





**ZAS37**

## Letter plate

## PRODUCT CODES

- ZAS37SS

## KEY FEATURES

- 340 x 76mm
- Aperture – 278 x 45mm
- Bolt through 312mm c/c

## FINISHES AVAILABLE



SS

**ZAS38**

## Letter tidy

## PRODUCT CODES

- ZAS38SS

## KEY FEATURES

- 345 x 75mm

## FINISHES AVAILABLE



SS

**ZAS51**

## Taylor spindle

## PRODUCT CODES

- ZAS51SS

## KEY FEATURES

- 26 x 28mm
- Three fixing points

## FINISHES AVAILABLE



SS

ZAS



ZAS30RASS

### ZAS "PUSH" FINGER PLATES

PRODUCT CODES

- ZAS30RASS  
75 x 300mm
- ZAS30RBSS  
75 x 350mm
- ZAS30RCSS  
75 x 475mm
- ZAS30RDSS  
75 x 650mm

STANDARDS



FINISHES AVAILABLE



ZAS32RASS



### ZAS FINGER PLATES

PRODUCT CODES

- ZAS32RASS
- ZAS32RAPSS  
75 x 300mm
- ZAS32RBSS
- ZAS32RBPS  
75 x 350mm
- ZAS32RCSS
- ZAS32RCPS  
75 x 475mm
- ZAS32RDSS
- ZAS32RDPS  
75 x 650mm

STANDARDS



FINISHES AVAILABLE



ZAS33SS



ZAS34SS

### ZAS "PUSH" & "PULL" PLATES

PRODUCT CODES

- ZAS33SS  
75 x 30mm  
"PUSH" engraved
- ZAS34SS  
75 x 30mm  
"PULL" engraved

STANDARDS




FINISHES AVAILABLE



### ZAS06

Door stop – Floor mounted – Oval



PRODUCT CODES

- ZAS06SS

KEY FEATURES

- 45mm dia.
- Concealed fix
- BS EN 1634-1

FINISHES AVAILABLE

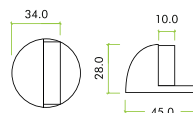


SS

STANDARDS




TECHNICAL



### ZAS06B

Door stop – Floor mounted – Oval



PRODUCT CODES

- ZAS06BSS

KEY FEATURES

- 45mm dia.
- Locating pin
- Face-fix
- BS EN 1634-1

FINISHES AVAILABLE

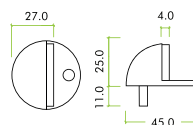


SS

STANDARDS




TECHNICAL



### ZAS06C

Door stop – Floor mounted – Oval



ZAS06CSS

PRODUCT CODES

- ZAS06CSS
- ZAS06CPS

KEY FEATURES

- 40mm dia.
- Locating pin
- Face-fix
- BS EN 1634-1

FINISHES AVAILABLE



SS

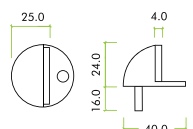


PS

STANDARDS



TECHNICAL





## ZAS84

Door stop – Floor mounted (Heavy duty)

PRODUCT CODES

- ZAS84SS

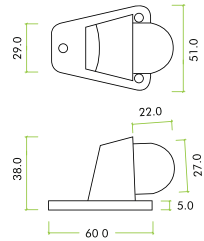
KEY FEATURES

- Heavy duty
- Excellent for commercial use
- Three fixing points

FINISHES AVAILABLE

- SS

TECHNICAL



## ZAS85

Door stop – Floor mounted – Round collared flat top



PRODUCT CODES

- ZAS85SS
- ZAS85PS

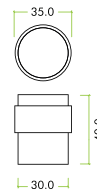
KEY FEATURES

- 35mm dia.
- 30 x 40mm

FINISHES AVAILABLE

- SS
- PS

TECHNICAL



## ZAS86

Door stop – Floor mounted – Round



PRODUCT CODES

- ZAS86SS

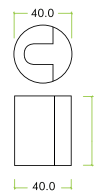
KEY FEATURES

- 40mm dia.
- 40mm projection

FINISHES AVAILABLE

- SS

TECHNICAL





### ZAS87

Door stop – Floor mounted – Sloped

PRODUCT CODES

- ZAS87SS

KEY FEATURES

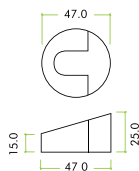
- 47mm dia.

FINISHES AVAILABLE



SS

TECHNICAL



### ZAS88

Door stop – Floor mounted – Round collared dome top

PRODUCT CODES

- ZAS88SS

KEY FEATURES


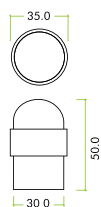
- 35mm dia.
- 30 x 50mm

FINISHES AVAILABLE



SS

TECHNICAL



### ZAS89

Door stop – Floor mounted – Cone

PRODUCT CODES

- ZAS89SS

KEY FEATURES

- 38mm dia. base
- 25mm high

FINISHES AVAILABLE



SS

TECHNICAL





ZAS07PS

## ZAS07

Door stop – Cylinder with rose

PRODUCT CODES

- ZAS07SS
- ZAS07PS

KEY FEATURES

- 70mm cylinder
- Concealed fix

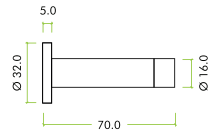
FINISHES AVAILABLE



STANDARDS



TECHNICAL



## ZAS08B

Door stop – Cylinder without rose

PRODUCT CODES

- ZAS08BSS
- ZAS08BPS

KEY FEATURES

- 75mm cylinder
- Concealed fix

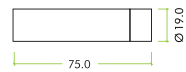
FINISHES AVAILABLE



STANDARDS



TECHNICAL



ZAS08BPS

## ZAS11

Door stop – Cylinder without rose

PRODUCT CODES

- ZAS11SS

KEY FEATURES

- 70mm cylinder
- Concealed fix

FINISHES AVAILABLE



TECHNICAL





ZAS90PS

### ZAS90

Door stop – Cylinder without rose

PRODUCT CODES

- ZAS90SS
- ZAS90PS

KEY FEATURES

- 70mm cylinder
- Concealed fix

FINISHES AVAILABLE




SS PS

STANDARDS



TECHNICAL



ZAS12SQ

### ZAS12SQ

Door stop – Square cylinder without rose

PRODUCT CODES

- ZAS12SQS
- ZAS12SQP

KEY FEATURES

- 65mm cylinder
- 20mm square end
- Concealed fix

FINISHES AVAILABLE



SS PS

STANDARDS



TECHNICAL





**ZAS70**

Double robe hook

PRODUCT CODES

- ZAS70SS

KEY FEATURES

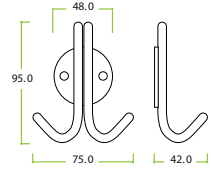
- Double hook
- Face fix

FINISHES AVAILABLE



SS

TECHNICAL



**ZAS71**

Double hat & coat hook

PRODUCT CODES

- ZAS71SS

KEY FEATURES

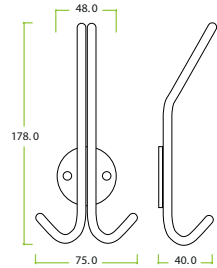
- Treble hook
- Face fix

FINISHES AVAILABLE



SS

TECHNICAL







**ZAS72**  
Single coat hook

PRODUCT CODES  
• ZAS72SS

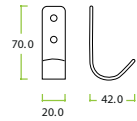
- KEY FEATURES
- Single hook
  - 20 x 70mm
  - Face fix

FINISHES AVAILABLE



SS

TECHNICAL



**ZAS73**  
Hat & coat hook

PRODUCT CODES  
• ZAS73SS

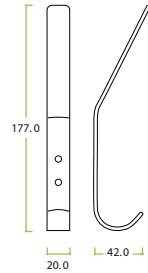
- KEY FEATURES
- Double hook
  - 20 x 177mm
  - Face fix

FINISHES AVAILABLE



SS

TECHNICAL





**ZAS74**

Circular single robe hook

PRODUCT CODES

- ZAS74SS

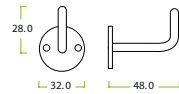
KEY FEATURES

- Single hook
- Face fix

FINISHES AVAILABLE



TECHNICAL



**ZAS75**

Wall mounted hook with rose

PRODUCT CODES

- ZAS75SS

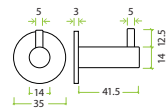
KEY FEATURES

- Single hook
- Concealed fix

FINISHES AVAILABLE



TECHNICAL



**ZAS76**

Wall mounted hook without rose

PRODUCT CODES

- ZAS76SS

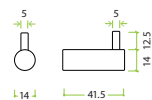
KEY FEATURES

- Single hook

FINISHES AVAILABLE



TECHNICAL





**ZAS77**

Hat & coat hook with rubber

PRODUCT CODES

- ZAS77SS

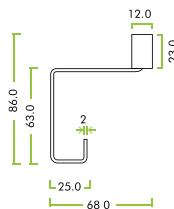
KEY FEATURES

- Hat & coat hook
- Comes with rubber buffer
- Face-fix

FINISHES AVAILABLE



TECHNICAL



ZAS

ZAS61SS



ZAS62SS



ZAS63SS



**ZAS CABIN HOOKS**

Cabin hooks

PRODUCT CODES

- ZAS61SS  
100mm
- ZAS62SS  
150mm
- ZAS63SS  
200mm

FINISHES AVAILABLE



## ZAS BARREL BOLTS

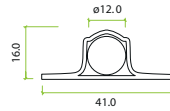
### PRODUCT CODES

- **ZAS01ASS**  
150mm / 6"
- **ZAS01BSS**  
200mm / 8"
- **ZAS01CSS**  
305mm / 12"
- **ZAS01DSS**  
457mm / 18"
- **ZAS01ESS**  
609mm / 24"
- **ZAS01FSS**  
914mm / 36"

### KEY FEATURES

- Three keep & screws
- 41mm wide
- 12mm dia. bolt

### TECHNICAL



### FINISHES AVAILABLE



ZAS01ASS



ZAS01BSS



ZAS01CSS



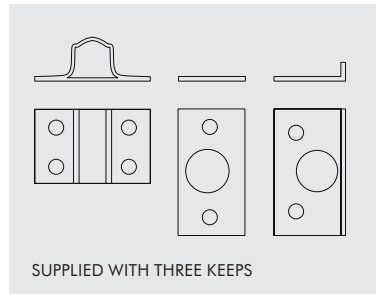
ZAS01DSS



ZAS01ESS



ZAS01FSS



SUPPLIED WITH THREE KEEPS



**ZAS39**  
Circular bell push

PRODUCT CODES

- ZAS39SS

KEY FEATURES

- 51mm dia.

FINISHES AVAILABLE



SS

TECHNICAL



ZAS



**ZAS45**  
Handrail bracket (concealed)

PRODUCT CODES

- ZAS45SS

KEY FEATURES

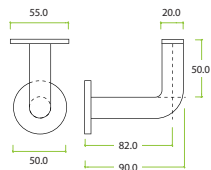
- Concealed fix rose
- 50mm dia. rose
- 82mm centre line projection
- Fixings included

FINISHES AVAILABLE



SS

TECHNICAL



# ZSS

Stainless steel signage

A range of door signage from Fire Exit signs to letters and numerals. For use with any of the ZOO stainless steel ranges.



**FEATURED PRODUCT**  
ZSNA / ZSN01B



## ZSN NUMERALS

### PRODUCT CODES

- ZSN00SS
- ZSN01SS
- ZSN02SS
- ZSN03SS
- ZSN04SS
- ZSN05SS
- ZSN06SS
- ZSN07SS
- ZSN08SS



### 50mm numerals

- ZSN00ASS
- ZSN01ASS
- ZSN02ASS
- ZSN03ASS
- ZSN04ASS
- ZSN05ASS
- ZSN06ASS
- ZSN07ASS
- ZSN08ASS

### 75mm numerals

- ZSN00BSS
- ZSN01BSS
- ZSN02BSS
- ZSN03BSS
- ZSN04BSS
- ZSN05BSS
- ZSN06BSS
- ZSN07BSS
- ZSN08BSS

### 102mm numerals

### PRODUCT CODES

- ZSN00PS
- ZSN01PS
- ZSN02PS
- ZSN03PS
- ZSN04PS
- ZSN05PS
- ZSN06PS
- ZSN07PS
- ZSN08PS



### 50mm numerals

- ZSN00APS
- ZSN01APS
- ZSN02APS
- ZSN03APS
- ZSN04APS
- ZSN05APS
- ZSN06APS
- ZSN07APS
- ZSN08APS



### 75mm numerals

### KEY FEATURES

- BS EN 1634-1
- Stainless steel

### STANDARDS



### FINISHES AVAILABLE



SS PS



ZSN00BSS – 102mm



ZSN00APS – 75mm



ZSN00PS – 50mm



ZSN LETTERS

PRODUCT CODES

- ZSNAPS75
- ZSNBPS75
- ZSNCPS75
- ZSNDPS75
- ZSNEPS75
- ZSNFPS75
- ZSNGPS75



75mm letters

- ZSNASS75
- ZSNBSS75
- ZSNCSS75
- ZSNDSS75
- ZSNESS75
- ZSNFSS75
- ZSNGSS75

75mm letters

- ZSNASS
- ZSNBSS
- ZSNCSS
- ZSNDSS
- ZSNESS
- ZSNFSS
- ZSNGSS

102mm letters

KEY FEATURES

- BS EN 1634-1
- Stainless steel


STANDARDS



FINISHES AVAILABLE



ZSNASS – 102mm



ZSNASS75 – 75mm





## ZSS SIGNAGE

### PRODUCT CODES

- ZSS01SS
- ZSS01PS  
Male sex symbol
- ZSS02SS
- ZSS02PS  
Female sex symbol
- ZSS03SS
- ZSS03PS  
Unisex sex symbol
- ZSS04SS
- ZSS04PS  
Shower symbol
- ZSS07SS
- ZSS07PS  
Disabled facilities symbol
- ZSS08SS
- ZSS08PS  
Baby change symbol
- ZSS09SS
- ZSS09PS  
"Fire door keep shut"
- ZSS10SS
- ZSS10PS  
"Fire door keep locked"
- ZSS11SS
- ZSS11PS  
"Fire door keep clear"
- ZSS12SS
- ZSS12PS  
"Automatic fire door keep clear"
- ZSS13SS
- ZSS13PS  
"Fire door keep locked shut"

### KEY FEATURES

- BS EN 1634-1
- 76mm dia.

### STANDARDS



### FINISHES AVAILABLE



SS

PS

# DA-TONOLI

The DA-Tonoli range of designer brassware consists of eight beautifully crafted lever handles and matching accessories influenced by traditional European design.

**50x8mm**  
Sprung Rose

PREMIUM  
**BRASSWARE**

EUROPEAN  
**STYLING**

**FEATURED PRODUCT**  
**DAT030PVD**



DAT010CP

## DAT010

Tivoli lever – Screw on rose (sprung)

### PRODUCT CODES

- DAT010CP
- DAT010SC

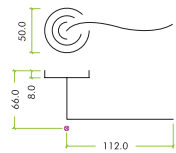
### KEY FEATURES

- 50 x 8mm round sprung rose
- Bolt through fixings included
- Suitable for 35-54mm doors

### FINISHES AVAILABLE



### TECHNICAL



DAT020SC

## DAT020

Savona lever – Screw on rose (sprung)

### PRODUCT CODES

- DAT020CP
- DAT020SC

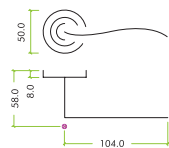
### KEY FEATURES

- 50 x 8mm round sprung rose
- Bolt through fixings included
- Suitable for 35-54mm doors

### FINISHES AVAILABLE



### TECHNICAL



DAT



DAT030CP

## DAT030

Imola lever – Screw on rose (sprung)

### PRODUCT CODES

- DAT030CP
- DAT030PVD

### KEY FEATURES


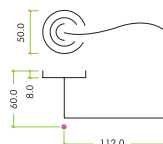
- 50 x 8mm round sprung rose
- Bolt through fixings included
- Suitable for 35-54mm doors

### FINISHES AVAILABLE



CP PVD

### TECHNICAL



DAT050SC

## DAT050

Salerno lever – Screw on rose (sprung)

### PRODUCT CODES

- DAT050CP
- DAT050SC

### KEY FEATURES

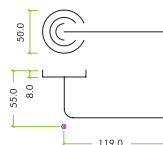
- 50 x 8mm round sprung rose
- Bolt through fixings included
- Suitable for 35-54mm doors

### FINISHES AVAILABLE



CP SC

### TECHNICAL





DAT060CP

**DAT060**

Vittoria lever – Screw on rose (sprung)

PRODUCT CODES

- DAT060CP
- DAT060SC

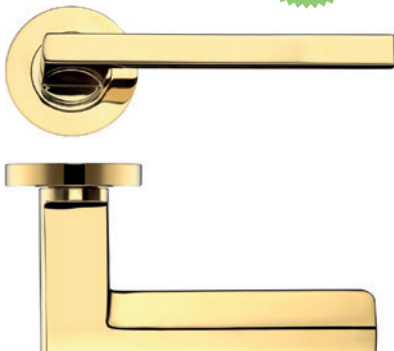
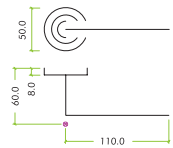
KEY FEATURES

- 50 x 8mm round sprung rose
- Bolt through fixings included
- Suitable for 35-54mm doors

FINISHES AVAILABLE

- CP
- SC

TECHNICAL



DAT070PVD

**DAT070**

Acerra lever – Screw on rose (sprung)

PRODUCT CODES

- DAT070CP
- DAT070SC
- DAT070PVD

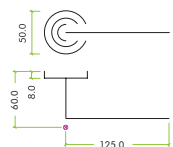
KEY FEATURES

- 50 x 8mm round sprung rose
- Bolt through fixings included
- Suitable for 35-54mm doors

FINISHES AVAILABLE

- CP
- SC
- PVD

TECHNICAL



DAT



DAT080CP

## DAT080

Pesaro lever – Screw on rose (sprung)

PRODUCT CODES

- DAT080CP
- DAT080SC

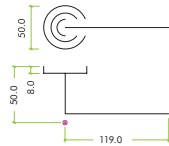
KEY FEATURES

- 50 x 8mm round sprung rose
- Bolt through fixings included
- Suitable for 35-54mm doors

FINISHES AVAILABLE



TECHNICAL



DAT090SC

## DAT090

Rimini lever – Screw on rose (sprung)

PRODUCT CODES

- DAT090CP
- DAT090SC

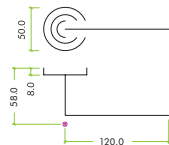
KEY FEATURES

- 50 x 8mm round sprung rose
- Bolt through fixings included
- Suitable for 35-54mm doors

FINISHES AVAILABLE



TECHNICAL



## DAT ESCUTCHEONS

Screw on rose

PRODUCT CODES

- DAT001
  - DAT001CP
  - DAT001SC
  - DAT001PVD
- Euro profile
- DAT002
  - DAT002CP
  - DAT002SC
  - DAT002PVD
- Standard profile

STANDARDS



TECHNICAL



DAT001



DAT002SC

KEY FEATURES

- BS EN 1634-1
- 50mm screw on rose dia.

FINISHES AVAILABLE



## DAT TURN & RELEASE

Screw on rose

PRODUCT CODES

- DAT004
  - DAT004CP
  - DAT004SC
  - DAT004PVD
- with 5mm spindle
- DAT005
  - DAT005CP
  - DAT005SC
- with 8mm spindle

STANDARDS



TECHNICAL



DAT004CP



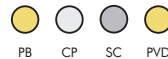
DAT005



KEY FEATURES

- BS EN 1634-1
- 50mm screw on rose dia.

FINISHES AVAILABLE



## ADDITIONAL ACCESSORIES

- SP23 Spare spindle - 8mm x 8mm x 100mm long
- SP24 Spare spindle - 8mm x 8mm x 110mm long
- SP25 Spare spindle - 5mm x 5mm x 65mm long
- ZFP01 Spare male/female fixing pack - DAT levers



**FULTON & BRAY**  
FINEST BRASSWARE

The Fulton & Bray range delivers classic designs with the aesthetics of traditional hand-crafted products, with a high level of technical detail and manufacturing.



**OVAL  
STEPPED**  
Design



**PVDN / CP**  
Finishes Available



**ELEGANT  
STYLING**

**FEATURED PRODUCT**  
**FB504PVDN**





FB200

**FB200 / FB200R (Rim)**

Oval mortice knob (unsprung)

PRODUCT CODES

- FB200
- FB200CP
- FB200SC
- FB200R
- FB200RCP
- FB200RSC

FINISHES AVAILABLE



KEY FEATURES

- BS EN 1634-1
- 58.5 x 36.5mm knob
- 62.5mm rose dia.
- 75mm projection
- Grub screw spindle fixing
- Rim lock version available
- FB51, FB52 & FB54 to suit



FB201RSC

**FB201 / FB201R (Rim)**

Mushroom mortice knob (unsprung)

PRODUCT CODES

- FB201
- FB201CP
- FB201SC
- FB201R
- FB201RCP
- FB201RSC

FINISHES AVAILABLE



KEY FEATURES

- BS EN 1634-1
- 57.5mm knob dia.
- 62.5mm rose dia.
- 68mm projection
- Grub screw spindle fixing
- Rim lock version available
- FB51, FB52 & FB54 to suit



FB202CP

**FB202 / FB202R (Rim)**

Ball mortice knob (unsprung)

PRODUCT CODES

- FB202
- FB202CP
- FB202SC
- FB202R
- FB202RCP
- FB202RSC

FINISHES AVAILABLE



KEY FEATURES

- BS EN 1634-1
- 50mm knob dia.
- 62.5mm rose dia.
- 82mm projection
- Grub screw spindle fixing
- Rim lock version available
- FB51, FB52 & FB54 to suit



FB304ICFB



FB304GCCP



FB304PWCP

## PORCELAIN BY FULTON & BRAY

Built on our classic 70mm polished chrome and florentine bronze roses, our porcelain mortice knobs sit perfectly in modern and period homes alike. We have 3 variants of finish available including ivory crackle, grey crackle and plain white.

### FB304

Porcelain mortice knob (unsprung)

#### PRODUCT CODES

- FB304ICFB
- FB304GCCP
- FB304PWCP

#### FINISHES AVAILABLE



#### KEY FEATURES

- 62mm knob dia.
- 70mm rose dia.
- 68mm projection
- Grub screw spindle fixing
- FB18 & FB42 to suit



FB305FB

### FB305

Concealed fix mortice knob (unsprung)

PRODUCT CODES

- FB305
- FB305CP
- FB305SC
- FB305FB

FINISHES AVAILABLE



KEY FEATURES

- 55mm knob dia.
- 70mm rose dia.
- 62mm projection
- Grub screw spindle fixing
- FB18 & FB42 to suit



FB306

### FB306

Ringed mortice knob (unsprung)

PRODUCT CODES

- FB306
- FB306CP
- FB306SC
- FB306FB

FINISHES AVAILABLE



KEY FEATURES

- 50mm knob dia.
- 70mm rose dia.
- 82mm projection
- Solid construction
- Grub screw spindle fixing
- FB18 & FB42 to suit



FB307CP

### FB307

Flower mortice knob (unsprung)

PRODUCT CODES

- FB307
- FB307CP
- FB307SC
- FB307FB

FINISHES AVAILABLE



KEY FEATURES

- 57.5mm knob dia.
- 70mm rose dia.
- 74mm projection
- Grub screw spindle fixing
- FB18 & FB42 to suit



FB500CP

## FB500 / FB500R (Rim)

Oval mortice knob (unsprung)

### PRODUCT CODES

- FB500
- FB500CP
- FB500SC
- FB500RPVDN
- FB500RSN
- FB500R
- FB500RCP
- FB500RSC
- FB500RPVDN
- FB500RSN

### FINISHES AVAILABLE



### KEY FEATURES

- 58 x 41mm knob
- 60mm rose dia.
- 70mm projection
- Grub screw spindle fixing
- Rim lock version available
- FB51, FB52 & FB54 to suit



FB501SC

## FB501 / FB501R (Rim)

Mushroom mortice knob (unsprung)

### PRODUCT CODES

- FB501
- FB501CP
- FB501SC
- FB501PVDN
- FB501SN
- FB501R
- FB501RCP
- FB501RSC
- FB501RPVDN
- FB501RSN

### FINISHES AVAILABLE



### KEY FEATURES

- 51.5mm knob dia.
- 60mm rose dia.
- 65mm projection
- Grub screw spindle fixing
- Rim lock version available
- FB51, FB52 & FB54 to suit



FB502

## FB502 / FB502R (Rim)

Ball mortice knob (unsprung)

### PRODUCT CODES

- FB502
- FB502CP
- FB502SC
- FB502PVDN
- FB502SN
- FB502R
- FB502RCP
- FB502RSC
- FB502RPVDN
- FB502RSN

### FINISHES AVAILABLE



### KEY FEATURES

- 45mm knob dia.
- 60mm rose dia.
- 79mm projection
- Grub screw spindle fixing
- Rim lock version available
- FB51, FB52 & FB54 to suit



FB503

**FB503 / FB503R (Rim)**

Extended oval mortice knob (unsprung)

PRODUCT CODES

- FB503
- FB503CP
- FB503SC
- FB503R
- FB503RCP
- FB503RSC

FINISHES AVAILABLE



KEY FEATURES

- 74 x 25mm knob
- 60mm rose dia.
- 68mm projection
- Grub screw spindle fixing
- Rim lock version available
- FB51, FB52 & FB54 to suit



FB504CP

**FB504 / FB504R (Rim)**

Oval stepped mortice knob (unsprung)

PRODUCT CODES

- FB504PVDN
- FB504CP
- FB504RPVDN

FINISHES AVAILABLE



KEY FEATURES

- 74 x 42mm knob
- 60mm rose dia.
- 64mm projection
- Grub screw spindle fixing
- Rim lock version available
- FB51, FB52 & FB54 to suit



FB505PVDN

**FB505**

Mushroom 3 ring mortice knob (unsprung)

PRODUCT CODES

- FB505PVDN

FINISHES AVAILABLE



KEY FEATURES

- 50mm knob dia.
- 60mm rose dia.
- 65mm projection
- Grub screw spindle fixing
- FB51, FB52 & FB54 to suit



FB307

## FB507 / FB507R (Rim)

Queen Anne mortice knob (unsprung)

### PRODUCT CODES

- FB507
- FB507CP
- FB507SC
- FB507PVD
- FB507R
- FB507RCP
- FB507RSC
- FB507RPVD

### KEY FEATURES

- 48mm knob dia.
- 60mm rose dia.
- 80mm projection
- Grub screw spindle fixing
- FB18 & FB42 to suit

### FINISHES AVAILABLE



FB



FB300CP

## FB300

Glass ball mortice knob (unsprung)

### PRODUCT CODES

- FB300
- FB300CP
- FB300CPG
- FB300SC
- FB300CPB
- FB300CPG
- FB300CPP

### KEY FEATURES

- 55mm knob dia.
- 70mm rose dia.
- 90mm projection
- Grub screw spindle fixing
- Rim lock version available
- FB18 & FB42 to suit

### FINISHES AVAILABLE



FB301CPP

## FB301

Facetted glass ball mortice knob (unsprung)

### PRODUCT CODES

- FB301
- FB301CP
- FB301SC
- FB301CPB
- FB301CPG
- FB301CPP

### KEY FEATURES

- 55mm knob dia.
- 70mm rose dia.
- 90mm projection
- Grub screw spindle fixing
- FB18 & FB42 to suit

### FINISHES AVAILABLE





FBCR301

**FBCR301**

Facetted glass ball mortice knob on concealed rose (unsprung)

PRODUCT CODES

- FBCR301
- FBCR301CP
- FBCR301SC

FINISHES AVAILABLE



KEY FEATURES

- 55mm knob dia.
- 70mm rose dia.
- 90mm projection
- Grub screw spindle fixing
- FB18 & FB42 to suit



FB302CP

**FB302**

Frosted glass ball mortice knob (unsprung)

PRODUCT CODES

- FB302CP

FINISHES AVAILABLE



KEY FEATURES

- 55mm knob dia.
- 70mm rose dia.
- 90mm projection
- Grub screw spindle fixing
- FB18 & FB42 to suit



FB400CPA

**FB400**

Glass ball mortice knob (unsprung)

PRODUCT CODES

- FB400CP
- FB400CPBL
- FB400CPA
- FB400CPP
- FB400CPB
- FB400CPWH

FINISHES AVAILABLE



KEY FEATURES

- 50mm knob dia.
- 60mm rose dia.
- 87mm projection
- Grub screw spindle fixing
- FB51, FB52 & FB54 to suit



FB401CPB

## FB401

Faceted glass ball mortice knob (unsprung)

### PRODUCT CODES

- FB401CP
- FB401CPB
- FB401CPBL

### FINISHES AVAILABLE



### KEY FEATURES

- 50mm knob dia.
- 60mm rose dia.
- 87mm projection
- Grub screw spindle fixing
- FB51, FB52 & FB54 to suit



FB403CP

## FB403

Bubbled glass ball mortice knob (unsprung)

### PRODUCT CODES

- FB403CP

### FINISHES AVAILABLE



### KEY FEATURES

- 50mm knob dia.
- 60mm rose dia.
- 87mm projection
- Grub screw spindle fixing
- FB51, FB52 & FB54 to suit





FB18

### FB18

Standard profile escutcheon

PRODUCT CODES

- FB18
- FB18CP
- FB18SC
- FB18FB

FINISHES AVAILABLE



KEY FEATURES

- 45mm escutcheon dia.



FB51CP

### FB51

Euro profile escutcheon

PRODUCT CODES

- FB51
- FB51CP
- FB51SC
- FB51PVDN
- FB51SN

FINISHES AVAILABLE



KEY FEATURES

- 45mm escutcheon dia.



FB52SC

### FB52

Standard profile escutcheon

PRODUCT CODES

- FB52
- FB52CP
- FB52SC
- FB52PVDN
- FB52SN

FINISHES AVAILABLE



KEY FEATURES

- 45mm escutcheon dia.



FB10SC

## FB10

Victorian escutcheon

PRODUCT CODES

- FB10
- FB10CP
- FB10SC

KEY FEATURES

- BS EN 1634-1
- 32mm escutcheon dia.

STANDARDS



FINISHES AVAILABLE



FB11

## FB11

Covered Victorian escutcheon

PRODUCT CODES

- FB11
- FB11CP
- FB11SC

KEY FEATURES

- BS EN 1634-1
- 32mm escutcheon dia.

STANDARDS



FINISHES AVAILABLE



FB26CP



## FB26

Square standard profile escutcheon

PRODUCT CODES

- FB26
- FB26CP
- FB26SC

KEY FEATURES

- BS EN 1634-1
- 50mm escutcheon dia.

STANDARDS



FINISHES AVAILABLE





FB40CP

## FB40

Oval thumb turn – Rack bolt

### PRODUCT CODES

- FB40
- FB40CP
- FB40SC

### KEY FEATURES

- BS EN 1634-1
- 32 x 20mm turn
- 38mm escutcheon dia.
- For use with rack bolt

### STANDARDS



### FINISHES AVAILABLE



FB41SC

## FB41

WC turn & release

### PRODUCT CODES

- FB41
- FB41CP
- FB41SC

### KEY FEATURES

- 32 x 20mm turn
- 30mm projection
- 36mm escutcheon dia.
- 5mm spindle

### FINISHES AVAILABLE





FB42CP

## FB42

WC turn & release

### PRODUCT CODES

- FB42
- FB42CP
- FB42SC
- FB42FB

### KEY FEATURES

- 38 x 22mm turn
- 42mm escutcheon dia.
- 5mm spindle

### FINISHES AVAILABLE



PB CP SC FB



FB54

## FB54

WC turn & release

### PRODUCT CODES

- FB54
- FB54CP
- FB54SC
- FB54PVDN
- FB54SN

### KEY FEATURES

- 38 x 22mm turn
- 40mm escutcheon dia.
- 5mm spindle

### FINISHES AVAILABLE



PB CP SC



PVDN SN



FB011CP

**OXFORD LEVERS ON BACKPLATE**

PRODUCT CODES

- FB011
- FB011CP
- FB011SC
- Lock backplate
- FB011EP
- FB011EPCP
- FB011EPSC
- Euro backplate
- FB012
- FB012CP
- FB012SC
- Latch backplate
- FB013
- FB013CP
- FB013SC
- Bathroom backplate

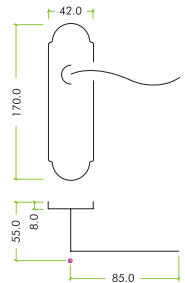
KEY FEATURES

- BS EN 1634-1
- Backplate dimensions:  
42 x 170mm
- 47.5mm c/c ( Euro )
- 57mm c/c ( Lock & Bath' )


STANDARDS



TECHNICAL



FINISHES AVAILABLE



FB021EP

**ARUNDEL LEVERS ON BACKPLATE**

PRODUCT CODES

- FB021
- FB021CP
- FB021SC
- Lock backplate
- FB021EP
- FB021EPCP
- FB021EPSC
- Euro backplate
- FB022
- FB022CP
- FB022SC
- Latch backplate
- FB023
- FB023CP
- FB023SC
- Bathroom backplate

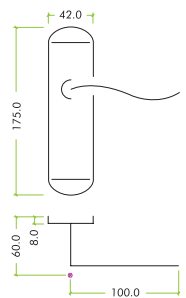
KEY FEATURES

- BS EN 1634-1
- Backplate dimensions:  
42 x 175mm
- 47.5mm c/c ( Euro )
- 57mm c/c ( Lock & Bath' )

STANDARDS



TECHNICAL



FINISHES AVAILABLE





## FB030

RTD lever on rose

PRODUCT CODES

- FB030

KEY FEATURES

- BS EN 1634-1
- Complies with design requirements of BS8300
- Sprung rose

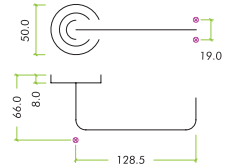
FINISHES AVAILABLE



STANDARDS



TECHNICAL



## ARUNDEL LEVERS ON BACKPLATE

PRODUCT CODES

- FB031
- FB031CP
- FB031SC
- Lock backplate

- FB031EP
- FB031EPCP
- FB031EPSC
- Euro backplate

- FB032
- FB032CP
- FB032SC
- Latch backplate

- FB033
- FB033CP
- FB033SC
- Bath' backplate

- FB031EP72
- FB031EPCP72
- FB031EPSC72
- Euro backplate (72mm c/c)

- FB03378
- FB033CP78
- FB033SC78
- Bath' backplate (78mm c/c)

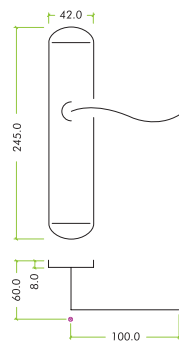
KEY FEATURES

- BS EN 1634-1
- Backplate dimensions: 42 x 245mm
- 47.5mm c/c (Euro)
- 57mm c/c (Lock & Bath')

STANDARDS



TECHNICAL



FINISHES AVAILABLE





FB041SCCP

## LINCOLN LEVERS ON BACKPLATE

### PRODUCT CODES

- FB041SBPB
- FB041SCCP  
Lock backplate
- FB041EPSBPB
- FB041EPSCCP  
Euro backplate
- FB042SBPB
- FB042SCCP  
Latch backplate
- FB043SBPB
- FB043SCCP  
Bathroom backplate

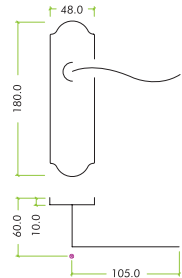
### KEY FEATURES

- BS EN 1634-1
- Backplate dimensions:  
48 x 180mm
- 47.5mm c/c ( Euro )
- 57mm c/c ( Lock & Bath' )

### STANDARDS



### TECHNICAL



### FINISHES AVAILABLE



SBPB SCCP



FB052FB

## WINCHESTER LEVERS ON BACKPLATE

### PRODUCT CODES

- FB051SBPB
- FB051FB  
Lock backplate
- FB051EPSBPB
- FB051EPFB  
Euro backplate
- FB052SBPB
- FB052FB  
Latch backplate
- FB053SBPB
- FB053FB  
Bathroom backplate

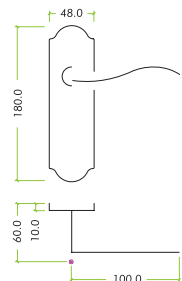
### KEY FEATURES

- BS EN 1634-1
- Backplate dimensions:  
48 x 180mm
- 47.5mm c/c ( Euro )
- 57mm c/c ( Lock & Bath' )

### STANDARDS



### TECHNICAL



### FINISHES AVAILABLE



SBPB FB



## FBD PULL HANDLES

'D' pull handle

PRODUCT CODES

- FBD225B  
19 x 225mm
- FBD300B  
19 x 300mm
- FBD425B  
19 x 425mm

KEY FEATURES

- 19mm dia.
- Face-fixing
- Roses included
- 50mm rose dia.
- 8mm rose depth

STANDARDS



FINISHES AVAILABLE



PB

**BOLT  
THROUGH  
FIXING PACK  
AVAILABLE**  
ZFP01

FB



FB106CP

## FB106

Pull handle on backplate

PRODUCT CODES

- FB106
- FB106CP

KEY FEATURES

- Backplate dimensions:  
65 x 382mm

FINISHES AVAILABLE



PB



CP



FB107

## FB107

Finger plate

PRODUCT CODES

- FB107
- FB107CP

KEY FEATURES

- Backplate dimensions:  
65 x 382mm

FINISHES AVAILABLE



PB



CP





FB01

**FB01**

Sunk slide flush bolt

PRODUCT CODES

- FB01
- FB01CP
- FB01SC

KEY FEATURES

- 17 x 100mm
- Sunk slide function
- 11mm dia. bolt
- 15mm throw

FINISHES AVAILABLE



FB



FB04SC

**FB LEVER ACTION FLUSH BOLTS**

PRODUCT CODES

- FB02
- FB02CP
- FB02SC
- 20 x 150mm
- FB03
- FB03CP
- FB03SC
- 20 x 200mm
- FB04
- FB04CP
- FB04SC
- 20 x 250mm
- FB05
- FB05CP
- FB05SC
- 20 x 305mm

KEY FEATURES

- 11mm dia. bolt
- 15mm throw

FINISHES AVAILABLE





FB13SC

## FB13

Easy-clean dust socket

PRODUCT CODES

- FB13
- FB13CP
- FB13SC

KEY FEATURES

- BS EN 1634-1
- 19 x 62mm
- Easy to clean

STANDARDS



FINISHES AVAILABLE



FB

## FB14

Dust excluding socket for flush bolts – Concrete



FB14CP

PRODUCT CODES

- FB14
- FB14CP
- FB14SC

KEY FEATURES

- BS EN 1634-1
- 20 x 25mm

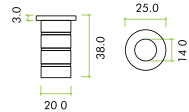
FINISHES AVAILABLE



STANDARDS



TECHNICAL



## FB14A

Dust excluding socket for flush bolts – Wood



FB14A

PRODUCT CODES

- FB14A
- FB14ACP
- FB14ASC

KEY FEATURES

- BS EN 1634-1
- 20 x 35mm

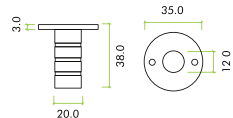
FINISHES AVAILABLE



STANDARDS



TECHNICAL





FB81CP

**FB81**

Sliding door lock set

PRODUCT CODES

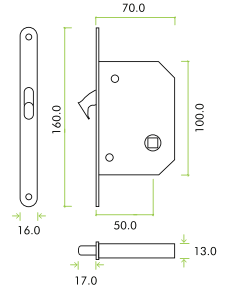
- FB81
- FB81CP
- FB81SC
- FB81SN

KEY FEATURES

- Suitable for 35-45mm thick doors



TECHNICAL



FINISHES AVAILABLE



FB90

**FB90**

Flush pull – Rectangular

PRODUCT CODES

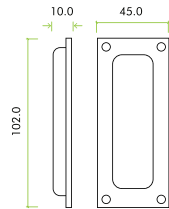
- FB90
- FB90CP
- FB90SC

KEY FEATURES

- 102 x 45mm
- 10mm depth



TECHNICAL



FINISHES AVAILABLE





## FB ARCHITECTURAL BARREL BOLTS – 38MM

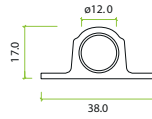
### PRODUCT CODES

- |  |  |
|--|--|
| • FB60<br>• FB60CP<br>• FB60SC<br>• FB60NP<br>100 x 38mm | • FB63<br>• FB63CP<br>• FB63SC<br>• FB63NP<br>300 x 38mm |
| • FB61<br>• FB61CP<br>• FB61SC<br>• FB61NP<br>150 x 38mm | • FB64<br>• FB64CP<br>• FB64SC<br>• FB64NP<br>450 x 38mm |
| • FB62<br>• FB62CP<br>• FB62SC<br>• FB62NP<br>200 x 38mm | • FB65<br>• FB65CP<br>• FB65SC<br>• FB65NP<br>600 x 38mm |

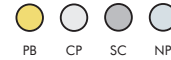
### KEY FEATURES

- Three keeps & screws
- 12mm bolt dia.
- Face-fix

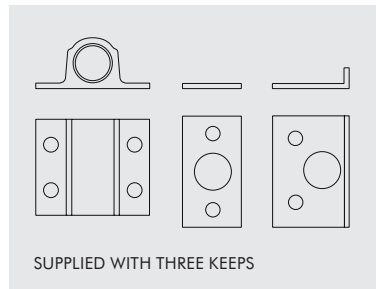
### TECHNICAL



### FINISHES AVAILABLE



FB60CP





**FB ARCHITECTURAL  
HEAVY DUTY BARREL BOLTS – 50MM**

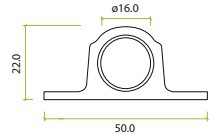
PRODUCT CODES

- FB75
- FB75CP
- FB75SC
- FB75NP
- 200 x 50mm
- FB76
- FB76CP
- FB76SC
- FB76NP
- 300 x 50mm
- FB77
- FB77CP
- FB77SC
- FB77NP
- 450 x 50mm
- FB78
- FB78CP
- FB78SC
- FB78NP
- 600 x 50mm
- FB79
- FB79CP
- FB79SC
- FB79NP
- 900 x 50mm

KEY FEATURES

- Heavy duty
- Three keeps & screws
- 16mm bolt dia.
- Face-fix

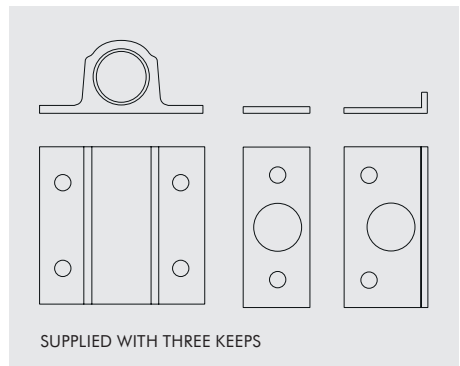
TECHNICAL



FINISHES AVAILABLE



FB75SC



FB



FB16PN

## FB16

Cylinder door stop with rose

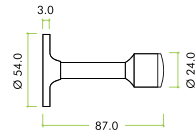
### PRODUCT CODES

- FB16
- FB16CP
- FB16SC
- FB16PN
- FB16SN

### KEY FEATURES

- 87mm projection
- 54mm rose dia.
- Face-fix

### TECHNICAL



### FINISHES AVAILABLE



FB71CP

## FB71

Double robe hook

### PRODUCT CODES

- FB71
- FB71CP
- FB71SC
- FB71NP

### KEY FEATURES

- Double hook
- Face-fix

### FINISHES AVAILABLE





FB72NP

### FB72

Hat & coat hook

PRODUCT CODES

- FB72
- FB72CP
- FB72SC
- FB72NP

KEY FEATURES

- Double hook
- Face-fix

FINISHES AVAILABLE



FB73

### FB73

Double hat & coat hook

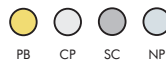
PRODUCT CODES

- FB73
- FB73CP
- FB73SC
- FB73NP

KEY FEATURES

- Treble hook
- Face-fix

FINISHES AVAILABLE





FCH01DCP

## FCH01

Victorian cabinet knob

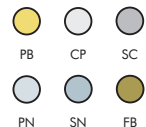
### PRODUCT CODES

- FCH01A
- FCH01ACP
- FCH01ASC
- FCH01APN
- FCH01ASN
- FCH01AFB
- FCH01B
- FCH01BCP
- FCH01BSC
- FCH01BPN
- FCH01BSN
- FCH01BFB
- FCH01C
- FCH01CCP
- FCH01CSC
- FCH01CPN
- FCH01CSN
- FCH01CFB
- FCH01D
- FCH01DCP
- FCH01DSC
- FCH01DPN
- FCH01DSN
- FCH01DFB

### KEY FEATURES

- 25mm knob dia. ( A )
- 32mm knob dia. ( B )
- 38mm knob dia. ( C )
- 45mm knob dia. ( D )

### FINISHES AVAILABLE



FB



FCH02BCPB

## FCH02

Glass ball cabinet knob

### PRODUCT CODES

- FCH02ACP
- FCH02ACPB
- FCH02ACPG
- FCH02ACPP
- FCH02ACPBL
- FCH02ACPWH
- FCH02BCP
- FCH02BCPB
- FCH02BCPG
- FCH02BCPP
- FCH02BCPBL
- FCH02BCPWH

### FINISHES AVAILABLE



### KEY FEATURES

- 25mm knob dia. ( A )
- 30mm knob dia. ( B )



FCH03BCPP


## FCH03

Facetted glass ball cabinet knob

### PRODUCT CODES

- FCH03ACP
- FCH03ACPB
- FCH03ACPG
- FCH03ACPP
- FCH03ACPBL
- FCH03BCP
- FCH03BCPB
- FCH03BCPG
- FCH03BCPP
- FCH03BCPBL

### FINISHES AVAILABLE



### KEY FEATURES

- 25mm knob dia. ( A )
- 30mm knob dia. ( B )





FCH04ACP

**FCH04**

Frosted glass ball cabinet knob

PRODUCT CODES

- FCH04ACP
- FCH04BCP

KEY FEATURES

- 25mm knob dia. ( A )
- 30mm knob dia. ( B )

FINISHES AVAILABLE



FCH05CPVDN

**FCH05**

Oval cabinet knob

PRODUCT CODES

- FCH05ACP
- FCH05CCP
- FCH05ASC
- FCH05CSC
- FCH05APVDN
- FCH05CPVDN

KEY FEATURES

- 32 x 25mm knob ( A )
- 38 x 22mm knob ( C )

FINISHES AVAILABLE



FCH07BCP

**FCH07**

Cube cabinet knob

PRODUCT CODES

- FCH07ACP
- FCH07BCP
- FCH07ACPBL
- FCH07BCPBL

KEY FEATURES

- 25mm knob dia. ( A )
- 30mm knob dia. ( B )

FINISHES AVAILABLE



FCH08B

**FCH08**

Victorian cabinet knob

PRODUCT CODES

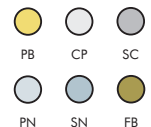
- FCH08A
- FCH08B
- FCH08ACP
- FCH08BCP
- FCH08ASC
- FCH08BSC
- FCH08APN
- FCH08BPN
- FCH08ASN
- FCH08BSN
- FCH08AFB
- FCH08BFB
- FCH08C
- FCH08CCP
- FCH08CSC
- FCH08CPN
- FCH08CSN
- FCH08CFB

- FCH08B
- FCH08BCP
- FCH08BSC
- FCH08BPN
- FCH08BSN
- FCH08BFB

KEY FEATURES

- 25mm rose dia. ( A )
- 32mm rose dia. ( B )
- 38mm rose dia. ( C )

FINISHES AVAILABLE



## FB BULB END CASEMENT STAYS

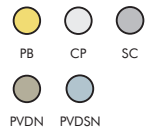
### PRODUCT CODES

- FB100
- FB100CP
- FB100SC
- FB100PVDN
- FB100PVDSN
- 200mm
- FB101
- FB101CP
- FB101SC
- FB101PVDN
- FB101PVDSN
- 250mm
- FB102
- FB102CP
- FB102SC
- FB102PVDN
- FB102PVDSN
- 300mm

### KEY FEATURES

- Traditional bulb end design
- 200mm / 8"
- 250mm / 10"
- 300mm / 12"

### FINISHES AVAILABLE



FB100PVDN



FB101SC



FB102CP

### FB SPOON END CASEMENT STAYS


PRODUCT CODES

- FB108A
- FB108ACP
- FB108ASC  
200mm
- FB108B
- FB108BCP
- FB108BSC  
250mm
- FB108C
- FB108CCP
- FB108CSC  
300mm

KEY FEATURES

- Traditional spoon end design
- 200mm / 8"
- 250mm / 10"
- 300mm / 12"

FINISHES AVAILABLE



FB108A



FB108BCP



FB108CSC

FB



FB103SC

## FB103

Casement fastener – Standard

### PRODUCT CODES

- FB103
- FB103CP
- FB103SC
- FB103PVDN
- FB103PVDSN

### FINISHES AVAILABLE



### KEY FEATURES

- Traditional bulb end design
- Includes hook & plate
- Fixings included



FB104

## FB104

Casement fastener – Offset

### PRODUCT CODES

- FB104
- FB104CP
- FB104SC
- FB104PVDN
- FB104PVDSN

### FINISHES AVAILABLE



### KEY FEATURES

- Traditional bulb end design
- Includes hook & plate
- Fixings included
- Suitable for weather seal



FB105CP

## FB105

Flush fitting pins for casement stays – Pack of 2

### PRODUCT CODES

- FB105
- FB105CP
- FB105SC
- FB105PVDN
- FB105PVDSN

### FINISHES AVAILABLE



### KEY FEATURES

- Flush fitting pins
- Fixings included



FB109

### FB109

Casement fastener

PRODUCT CODES

- FB109
- FB109CP
- FB109SC

FINISHES AVAILABLE



KEY FEATURES

- Reversible pattern
- Includes hook & plate
- Fixings included



FB110CP

### FB110

Wedge type fastener

PRODUCT CODES

- FB110
- FB110CP
- FB110SC

FINISHES AVAILABLE



KEY FEATURES

- Fixings included
- Suitable for weather seal

FB



FB30

## FB30

Heavy duty sash lift

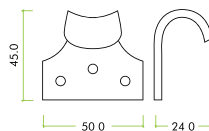
### PRODUCT CODES

- FB30
- FB30CP
- FB30SC
- FB30PVD
- FB30PVDN

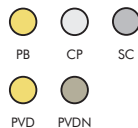
### KEY FEATURES

- Heavy duty
- 50 x 45mm
- 3 screw fixings

### TECHNICAL



### FINISHES AVAILABLE



FB33PVDN

## FB33

Standard sash lift

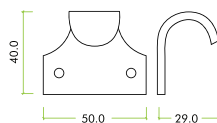
### PRODUCT CODES

- FB33
- FB33CP
- FB33SC
- FB33PVDN

### KEY FEATURES

- 50 x 40mm
- 2 screw fixings

### TECHNICAL



### FINISHES AVAILABLE





FB35CP



### FB35

Window sash lift

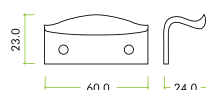
PRODUCT CODES

- FB35
- FB35CP
- FB35SC
- FB35NP

KEY FEATURES

- 60 x 23mm
- Standard fix
- 2 screw fixings

TECHNICAL



FINISHES AVAILABLE



FB



FB34



### FB34

Window sash ring

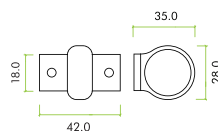
PRODUCT CODES

- FB34
- FB34CP
- FB34SC

KEY FEATURES

- 42 x 18mm base
- 35mm projection
- 2 screw fixings

TECHNICAL



FINISHES AVAILABLE



FB36



### FB36

Window sash ring – Vertical fix

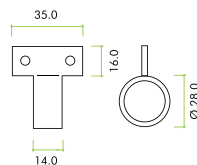
PRODUCT CODES

- FB36
- FB36CP
- FB36SC

KEY FEATURES

- 28mm dia.
- Standard fix
- 2 screw fixings

TECHNICAL



FINISHES AVAILABLE



FB



FB37CP

## FB37

Quadrant arm sash fastener

### PRODUCT CODES

- FB37
- FB37CP
- FB37SC
- FB87PN

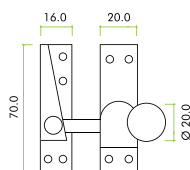
### KEY FEATURES

- 20 x 70mm

### FINISHES AVAILABLE



### TECHNICAL



FB111

## FB111

Fitch fastener

### PRODUCT CODES

- FB111
- FB111CP
- FB111SC

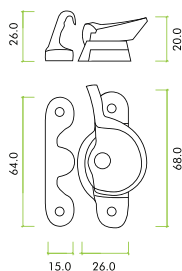
### KEY FEATURES

- Narrow style fitch fastener

### FINISHES AVAILABLE



### TECHNICAL







FB7SC

## FB7 / FB7LCK

Fitch fastener (available with lock)

### PRODUCT CODES

- FB7
- FB7CP
- FB7SC
- FB7PVDN
- FB7LCK
- FB7LCKCP
- FB7LCKSC
- FB7LCKPVDN

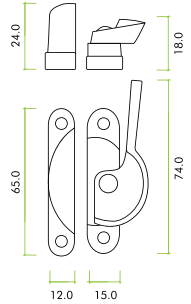
### KEY FEATURES

- Narrow style fitch fastener
- Locking version available


### FINISHES AVAILABLE



### TECHNICAL



FB



FB32LCK

## FB32 / FB32LCK

Brighton pattern sash fastener (available with lock)

### PRODUCT CODES

- FB32
- FB32CP
- FB32SC
- FB32PVDN
- FB32LCK
- FB32LCKCP
- FB32LCKSC
- FB32LCKPVDN

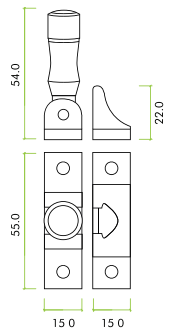
### KEY FEATURES

- Spring loaded screw down arm
- Locking version available

### FINISHES AVAILABLE



### TECHNICAL





FBBP01CP

## FBBP01 / FBBP01R

Brass ball bearing axle pulleys

### PRODUCT CODES

- FBBP01
- FBBP01CP
- FBBP01SC
- FBBP01R
- FBBP01RCP
- FBBP01RSC

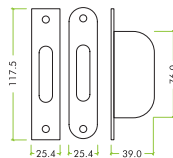
### KEY FEATURES

- 1 3/4" wheel
- 2 face-fixing points
- 75kgs max. sash weight

### STANDARDS



### TECHNICAL



### FINISHES AVAILABLE



FBBP02

## FBBP02 / FBBP02R

Brass ball bearing axle pulleys

### PRODUCT CODES

- FBBP02
- FBBP02CP
- FBBP02SC
- FBBP02R
- FBBP02RCP
- FBBP02RSC

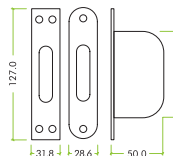
### KEY FEATURES

- 2 1/4" wheel
- 4 face-fixing points – Square
- 2 face-fixing points – Radius
- 100kgs max. sash weight

### STANDARDS



### TECHNICAL



### FINISHES AVAILABLE





FB31CP

### FB31

29mm roller sash stop


PRODUCT CODES

- FB31
- FB31CP
- FB31SC
- FB31PVDN
- FB31FB

KEY FEATURES

- 29mm stop
- Solid brass socket screw
- Hex key fixing

FINISHES AVAILABLE



FB319

### FB319

19mm roller sash stop

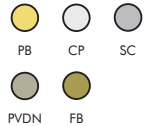
PRODUCT CODES

- FB319
- FB319CP
- FB319SC
- FB319PVDN
- FB319FB

KEY FEATURES

- 19mm stop
- Solid brass socket screw
- Hex key fixing

FINISHES AVAILABLE



## FB KEYS

### PRODUCT CODES

- **FBK01**  
4mm hex key for roller sash stops
- **FBK02**  
35mm rack bolt key
- **FBK03**  
65mm rack bolt key
- **FBK04**  
2.5mm hex key for fitch fastener

### FINISHES AVAILABLE



FBK01



FOR USE WITH

FB31  
FB319

FBK02



FOR USE WITH

ZRB01  
ZRB02

FBK03



FOR USE WITH

ZRB01  
ZRB02

FBK04



FOR USE WITH

FB7LCK  
FB319

## ADDITIONAL ACCESSORIES

- SPS16 Spare screw pack - to suit FB levers on backplate PB and Brighton sash fastener (pack of 8)
- SPS16CP Spare screw pack - to suit FB levers on backplate CP and Brighton sash fastener (pack of 8)
- SPS16FB Spare screw pack - to suit FB levers on backplate FB and Brighton sash fastener (pack of 8)
- SPS16SC Spare screw pack - to suit FB levers on backplate SC and Brighton sash fastener (pack of 8)
- SPS17 Spare screw - to suit FB accessories
- SPS17CP Spare screw - to suit FB accessories
- SPS17PVDN Spare screw - to suit FB accessories
- SPS17SC Spare screw - to suit FB accessories
- SPS17SN Spare screw - to suit FB accessories
- SPS18 Spare screws - to suit FB mortice knobs - (6 pack)
- SPS18CP Spare screws - to suit FB mortice knobs - (6 pack)
- SPS18FB Spare screws - to suit FB mortice knobs - (6 pack)
- SPS18PVDN Spare screws - to suit FB mortice knobs - (6 pack)
- SPS18SC Spare screws - to suit FB mortice knobs - (6 pack)
- SPS18SN Spare screws - to suit FB mortice knobs - (6 pack)
- M4X5SS-CONE M4 x 5mm skt set (grub) screw - sliding door lock set
- ZFP06 Spare fixing pack - suitable for 19 and 22mm pull handles M8 x 65mm
- ZFP09 Spare fixing pack - suitable for 19 and 22mm pull handles M8 x 90mm

# ZCB

Contract brass

The contract brass mortice knobs are available in two styles and in three finishes, perfect for use in contemporary decor in residential and commercial settings.

**PB / CP / SC**  
Finishes available

**RIM LOCK  
VERSION**  
AVAILABLE

**61mm**  
Sprung rose

**FEATURED PRODUCT**  
**ZCB34RCP**



ZCB34

**ZCB34 / ZCB34R (Rim)**

Oval mortice knob (sprung)

## PRODUCT CODES

- ZCB34
- ZCB34CP
- ZCB34SC
- ZCB34R
- ZCB34RCP
- ZCB34RSC

## FINISHES AVAILABLE



PB CP SC

## KEY FEATURES

- 38 x 55mm knob dia.
- 61mm rose dia.
- 72mm projection (with rose)
- 49mm projection (without rose)
- Rim lock version available



ZCB35SC

**ZCB35 / ZCB35R**

Mushroom mortice knob (sprung)

## PRODUCT CODES

- ZCB35
- ZCB35CP
- ZCB35SC
- ZCB35R
- ZCB35RCP
- ZCB35RSC

## FINISHES AVAILABLE



PB CP SC

## KEY FEATURES

- 52mm knob dia.
- 61mm rose dia.
- 70mm projection (with rose)
- 50mm projection (without rose)
- Rim lock version available

# ZAB

Miscellaneous brass accessories

A range of traditional forged and cast brass accessory products. Our brass levers and mortice & rim knobs are now part of our ever expanding Fulton & Bray range.

**4** Finishes Available

**6** Fixing Points

SIMPLE  
**SLIDE**  
FUNCTION

**FEATURED PRODUCT**  
ZAB100CFB





ZAB06CP

## ZAB06

Door stop – Oval

PRODUCT CODES

- ZAB06
- ZAB06CP
- ZAB06SC

KEY FEATURES

- BS EN 1634-1
- 45mm dia.
- Floor mounted
- Concealed-fix

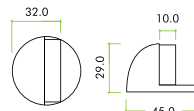
FINISHES AVAILABLE



STANDARDS



TECHNICAL



ZAB06B

## ZAB06B

Door stop – Oval

PRODUCT CODES

- ZAB06B
- ZAB06BCP
- ZAB06BSC

KEY FEATURES

- BS EN 1634-1
- 40 x 48mm dia.
- Floor mounted
- Face-fix

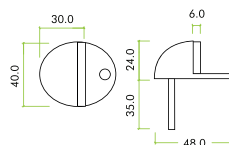
FINISHES AVAILABLE



STANDARDS



TECHNICAL



ZAB85SC

## ZAB85

Door stop – Round

PRODUCT CODES

- ZAB85
- ZAB85CP
- ZAB85SC

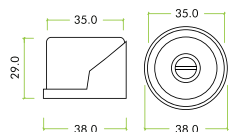
KEY FEATURES

- 38mm dia.
- Floor mounted

FINISHES AVAILABLE



TECHNICAL





ZAB07

## ZAB07

Door stop – Cylinder with rose (70mm)

PRODUCT CODES

- ZAB07
- ZAB07CP
- ZAB07SC

KEY FEATURES

- BS EN 1634-1
- 70mm projection
- Concealed-fix

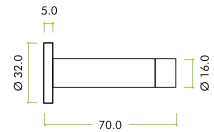
FINISHES AVAILABLE



STANDARDS



TECHNICAL



ZAB



ZAB07B

## ZAB07B

Door stop – Cylinder with rose (76mm)

PRODUCT CODES

- ZAB07B
- ZAB07BCP
- ZAB07BSC

KEY FEATURES

- BS EN 1634-1
- 76mm projection
- Face-fix

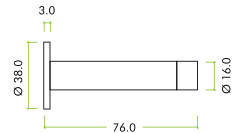
FINISHES AVAILABLE



STANDARDS



TECHNICAL



ZAB08CP

## ZAB08

Door stop – Cylinder without rose (70mm)

PRODUCT CODES

- ZAB08
- ZAB08CP
- ZAB08SC

KEY FEATURES

- BS EN 1634-1
- 70mm projection
- Concealed-fix

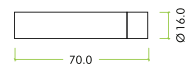
FINISHES AVAILABLE



STANDARDS



TECHNICAL





ZAB09CP

### ZAB09

Door stop – Cylinder with rose (80mm)

PRODUCT CODES

- ZAB09
- ZAB09CP
- ZAB09SC

KEY FEATURES

- BS EN 1634-1
- 80mm projection
- Concealed-fix


FINISHES AVAILABLE



STANDARDS



TECHNICAL



ZAB09B

### ZAB09B

Door stop – Cylinder with rose (90mm)

PRODUCT CODES

- ZAB09B
- ZAB09BCP
- ZAB09BSC

KEY FEATURES

- BS EN 1634-1
- 90mm projection
- Face-fix

FINISHES AVAILABLE



STANDARDS



TECHNICAL



ZAB12SC

### ZAB12

Door stop – Cylinder without rose (105mm)

PRODUCT CODES

- ZAB12
- ZAB12CP
- ZAB12SC

KEY FEATURES

- BS EN 1634-1
- 105mm projection
- Concealed-fix

FINISHES AVAILABLE



STANDARDS



TECHNICAL





ZAB86FB

## ZAB86

Door stop – Domed

PRODUCT CODES

- ZAB86
- ZAB86CP
- ZAB86SC
- ZAB86FB

KEY FEATURES

- BS EN 1634-1
- 31mm cylinder
- 35mm projection
- Floor mounted
- Concealed-fix

STANDARDS



FINISHES AVAILABLE



ZAB

ZAB60SC



ZAB62CP



ZAB63



## ZAB CABIN HOOKS

PRODUCT CODES

- |   |   |  |
|---|---|--|
| <ul style="list-style-type: none"> <li>• ZAB60</li> <li>• ZAB60CP</li> <li>• ZAB60SC</li> </ul> <p>75mm / 3"<br/>Lightweight</p>  | <ul style="list-style-type: none"> <li>• ZAB62</li> <li>• ZAB62CP</li> <li>• ZAB62SC</li> </ul> <p>150mm / 6"<br/>Heavyweight</p> | <ul style="list-style-type: none"> <li>• ZAB64</li> <li>• ZAB64CP</li> <li>• ZAB64SC</li> </ul> <p>250mm / 10"<br/>Heavyweight</p> |
| <ul style="list-style-type: none"> <li>• ZAB61</li> <li>• ZAB61CP</li> <li>• ZAB61SC</li> </ul> <p>100mm / 4"<br/>Lightweight</p> | <ul style="list-style-type: none"> <li>• ZAB63</li> <li>• ZAB63CP</li> <li>• ZAB63SC</li> </ul> <p>200mm / 8"<br/>Heavyweight</p> | <ul style="list-style-type: none"> <li>• ZAB65</li> <li>• ZAB65CP</li> <li>• ZAB65SC</li> </ul> <p>300mm / 12"<br/>Heavyweight</p> |

FINISHES AVAILABLE





ZAB15CP

### ZAB15

Heavy duty door chain

PRODUCT CODES

- ZAB15
- ZAB15CP
- ZAB15SC

KEY FEATURES

- BS EN 1634-1
- 200mm chain length.


STANDARDS



FINISHES AVAILABLE



ZAB100A



ZAB100CFB



### ZAB SURFACE BOLTS

PRODUCT CODES

- |  |  |
|--|--|
| <ul style="list-style-type: none"> <li>• ZAB100A</li> <li>• ZAB100ACP</li> <li>• ZAB100ASC</li> <li>• ZAB100AFB</li> </ul> <p>102mm cylinder</p> | <ul style="list-style-type: none"> <li>• ZAB100C</li> <li>• ZAB100CCP</li> <li>• ZAB100CSC</li> <li>• ZAB100CFB</li> </ul> <p>202mm cylinder</p> |
| <ul style="list-style-type: none"> <li>• ZAB100B</li> <li>• ZAB100BCP</li> <li>• ZAB100BSC</li> <li>• ZAB100BFB</li> </ul> <p>150mm cylinder</p> |  |

KEY FEATURES

- Simple slide function
- Face-fixing
- Three keeps

FINISHES AVAILABLE





ZAB30CP



## ZAB30

Door viewer with glass lens

PRODUCT CODES

- ZAB30
- ZAB30CP
- ZAB30SC

KEY FEATURES

- BS EN 1634-1
- 19mm dia.
- 180 degree angle of vision
- Suitable for 35–55mm doors

STANDARDS



30 mins without graphite intumescent wrap



60 mins with graphite intumescent wrap

FINISHES AVAILABLE



PB CP SC



ZAB



ZAB83

## ZAB83

Victorian bow handle

PRODUCT CODES

- ZAB83
- ZAB83CP
- ZAB83SC

KEY FEATURES

- 150mm / 6"

FINISHES AVAILABLE



PB CP SC



ZAB70SC

## ZAB70

Handrail bracket (Heavyweight)

PRODUCT CODES

- ZAB70
- ZAB70CP
- ZAB70SC

KEY FEATURES

- 55mm rose dia.
- 80mm projection

FINISHES AVAILABLE



PB CP SC



ZAB80CP

### ZAB80

Hat & coat hook

PRODUCT CODES

- ZAB80
- ZAB80CP
- ZAB80SC

KEY FEATURES

- 125mm / 5"

FINISHES AVAILABLE



PB CP SC



ZAB81

### ZAB81

Single robe hook

PRODUCT CODES

- ZAB81
- ZAB81CP
- ZAB81SC

KEY FEATURES

- 40mm

FINISHES AVAILABLE



PB CP SC



ZAB82SC

### ZAB82

Double robe hook

PRODUCT CODES

- ZAB82
- ZAB82CP
- ZAB82SC

KEY FEATURES

- 51mm

FINISHES AVAILABLE



PB CP SC

# ZAA

Architectural aluminium

The ZAA range contains aluminium with a satin anodised finish. All levers are tested to BS EN 1906 Grade 3 & comply to the design requirement of BS8300.



**FITTING  
INSTRUCTIONS  
INCLUDED**

**LIFT TO  
LOCK  
FUNCTION**

**REVERSIBLE**

**FEATURED PRODUCT**  
**ZAA100**





**ZAA030**

RTD lever – screw on rose

## PRODUCT CODES

- ZAA030SA

## KEY FEATURES

- BS EN 1906 : 2010 Grade 3
- BS EN 1670 : 2007 Grade 5 (Corrosion)
- Tested to 200,000 cycles
- Complies to design requirements of BS8300
- 50 x 8mm round sprung rose
- Heso spindle
- Suitable for 35-54mm doors

3	7	-	B	1	5	0	B
---	---	---	---	---	---	---	---

## FINISHES AVAILABLE


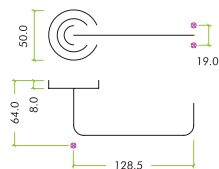


SA

## STANDARDS



## TECHNICAL

**ZAA080**

RTD lever – screw on rose

## PRODUCT CODES

- ZAA080SA

## KEY FEATURES

- BS EN 1906 : 2010 Grade 3
- BS EN 1670 : 2007 Grade 5 (Corrosion)
- Tested to 200,000 cycles
- Complies to design requirements of BS8300
- 50 x 8mm round sprung rose
- Heso spindle
- Suitable for 35-54mm doors

3	7	-	B	1	5	0	B
---	---	---	---	---	---	---	---

## FINISHES AVAILABLE

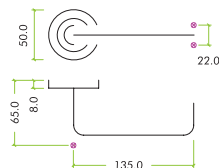


SA

## STANDARDS



## TECHNICAL





ZAA000SA



ZAA001SA



ZAA002SA



ZAA003SA

## ZAA ESCUTCHEONS

### PRODUCT CODES

- ZAA000SA  
Blank profile
- ZAA001SA  
Euro profile
- ZAA002SA  
Standard profile
- ZAA003SA  
Oval profile

### KEY FEATURES

- BS EN 1634-1
- 50mm push on rose dia.

### FINISHES AVAILABLE



SA

### STANDARDS



### TECHNICAL



ZAA004SA



ZAA004iSA



ZAA006iSA

## ZAA TURN & RELEASE

### PRODUCT CODES

- ZAA004SA  
with 5mm spindle
- ZAA004iSA  
with indicator & 5mm spindle
- ZAA006iSA  
with disabled turn,  
indicator & 5mm spindle

### KEY FEATURES

- BS EN 1634-1
- 50mm push on rose dia.

### FINISHES AVAILABLE



SA

### STANDARDS



### TECHNICAL





### ZAA100

Facility indicator

PRODUCT CODES

- ZAA100SA

KEY FEATURES

- BS EN 1634-1
- Suitable for use with swing & sliding doors
- Reversible function
- 180 x 38mm cover plate

FINISHES AVAILABLE



SA

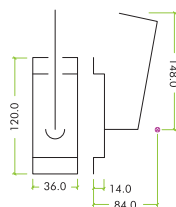


STANDARDS



REVERSIBLE

TECHNICAL



### RTD LEVERS ON BACKPLATE

PRODUCT CODES

- ZAA011SA  
Lock backplate
- ZAA011EPSA  
Euro backplate
- ZAA011OPSA  
Oval backplate
- ZAA012SA  
Latch backplate
- ZAA013SA  
Bathroom backplate

KEY FEATURES

- BS EN 1906 : 2010 Grade 3
- BS EN 1634-1
- 19mm lever dia.
- 47.5mm c/c ( Euro )
- 48.5mm c/c ( Oval )
- 57mm c/c ( Lock & Bath' )
- Complies with the design requirements of BS8300

FINISHES AVAILABLE

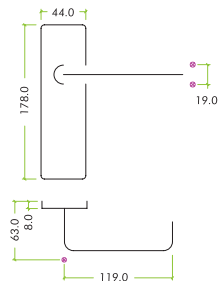


SA

STANDARDS



TECHNICAL





## ZAAIP

Inner plate for ZAA

### PRODUCT CODES

- ZAAIPSA

### KEY FEATURES

- BS EN 1906 : Grade 3
- Complies with the design requirements of BS8300
- 42 x 176mm
- 44 x 178mm – inc. cover plate
- 19mm lever dia.

### FINISHES AVAILABLE

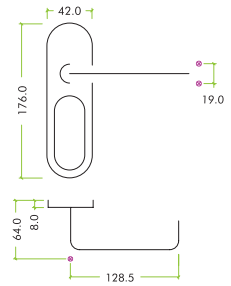


SA

### STANDARDS



### TECHNICAL



ZAA

## ZAAIP COVER PLATES

Suitable for ZAAIP

### PRODUCT CODES

- ZAA1SA  
Lock cover plate
- ZAA1EPSA  
Euro cover plate
- ZAA1OPSA  
Oval cover plate
- ZAA2SA  
Latch cover plate
- ZAA3SA  
Bathroom cover plate
- ZAA1EPSA72  
Euro lock cover plate (72mm c/c)
- ZAA3SA78  
Bathroom cover plate (78mm c/c)

### FINISHES AVAILABLE



SA

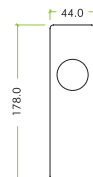
### KEY FEATURES

- For use with ZAAIP
- 44 x 178mm
- 47.5mm c/c ( Euro )
- 48.5mm c/c ( Oval )
- 72mm c/c ( DIN Euro )
- 78mm c/c ( DIN Bath )

### STANDARDS



### TECHNICAL



ZAA1SA



### ZAAILP

Inner plate for ZAA long plate

**PRODUCT CODES**

- ZAAILPSA

**KEY FEATURES**

- BS EN 1906 : Grade 3
- Complies with the design requirements of BS8300
- 48 x 218mm
- 50 x 220mm – inc. cover plate
- 19mm lever dia.

**FINISHES AVAILABLE**

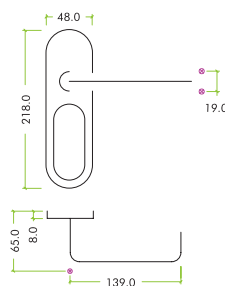


SA

**STANDARDS**



**TECHNICAL**



ZAA

### ZAAILP LONG COVER PLATES

Suitable for ZAAILP



ZAA3LPSA78

**PRODUCT CODES**

- ZAA1LPSA  
Lock cover plate
- ZAA1EPLPSA  
Euro cover plate
- ZAA1OPLPSA  
Oval cover plate
- ZAA2LPSA  
Latch cover plate
- ZAA3LPSA  
Bathroom cover plate
- ZAA1EPLPSA72  
Euro lock cover plate  
(72mm c/c)
- ZAA3LPSA78  
Bathroom cover plate  
(78mm c/c)

**FINISHES AVAILABLE**



SA

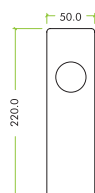
**KEY FEATURES**


- For use with ZAAILP
- 50 x 220mm
- 47.5mm c/c ( Euro )
- 48.5mm c/c ( Oval )
- 72mm c/c ( DIN Euro )
- 78mm c/c ( DIN Bath )

**STANDARDS**



**TECHNICAL**





**ZAA60**

Door stop – Oval

PRODUCT CODES

- ZAA60SA

KEY FEATURES

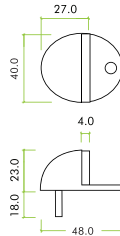
- 40 x 48mm dia.
- 23mm projection
- Locating pin
- Floor mounted
- Face-fix

FINISHES AVAILABLE



SA

TECHNICAL



**ZAA61**

Door stop – Cylinder without rose

PRODUCT CODES

- ZAA61SA

KEY FEATURES


- 19mm cylinder dia.
- 75mm cylinder projection
- Floor mounted

FINISHES AVAILABLE



SA

TECHNICAL





ZAA03RSA

## ZAA LEVER ACTION FLUSH BOLTS

### PRODUCT CODES

- ZAA02SA  
19 x 152mm
- ZAA03SA
- ZAA03RSA  
19 x 203mm

### KEY FEATURES

- ZAA03 available in both square & radius profiles
- 11mm dia. bolt
- 15mm throw

### FINISHES AVAILABLE



SA



ZAA40CSA

## ZAA FINGER PLATES

### PRODUCT CODES

- ZAA40ASA  
75 x 300mm
- ZAA40BSA  
75 x 350mm
- ZAA40CSA  
75 x 475mm
- ZAA40DSA  
75 x 650mm

### STANDARDS



### FINISHES AVAILABLE



SA



**ZAAD PULL HANDLES**

'D' pull handle

PRODUCT CODES

- ZAAD150BSA  
19 x 150mm
- ZAAD225BSA  
19 x 225mm
- ZAAD300BSA  
19 x 300mm
- ZAAD425BSA  
19 x 425mm
- ZAAD600BSA  
19 x 600mm
- ZAAD300CSA  
22 x 300mm
- ZAAD425CSA  
22 x 425mm

KEY FEATURES

- BS EN 1634-1
- 19mm dia. ( B )
- 22mm dia. ( C )

STANDARDS



FINISHES AVAILABLE



SA

**ADDITIONAL ACCESSORIES**

- M6X6ZP      M6 x 6mm skt set (grub) screw ZAA
- SP23SA      Spare ZAA outer screw on rose cover - pairs
- ZFP05      Spare fixing pack - suitable for ZAA levers on round rose
- ZFP08      Spare fixing pack - suitable for ZAA levers on backplate
- SP23      Spare spindle - 8mm x 8mm x 100mm long
- SP24      Spare spindle - 8mm x 8mm x 110mm long
- SP25      Spare spindle - 5mm x 5mm x 65mm long
- ZBBF19SA      19mm back to back fixing pack - suitable for aluminium pull handles
- ZBBF22SA      22mm back to back fixing pack - suitable for aluminium pull handles
- ZFP06      Spare fixing pack - suitable for 19 and 22mm pull handles M8 x 65mm
- ZFP09      Spare fixing pack - suitable for 19 and 22mm pull handles M8 x 90mm
- ZRP05SA      Rose pack - 2 x push on roses - suitable for architectural aluminium 19mm and 22mm pulls



## ZAAD PULL HANDLES WITH BACK TO BACK FIXINGS

### 'D' pull handle

#### PRODUCT CODES

- ZAAD150BSABB  
19 x 150mm
- ZAAD225BSABB  
19 x 225mm
- ZAAD300BSABB  
19 x 300mm
- ZAAD425BSABB  
19 x 425mm
- ZAAD600BSABB  
19 x 600mm
- ZAAD300CSABB  
22 x 300mm
- ZAAD425CSABB  
22 x 425mm

#### KEY FEATURES

- BS EN 1634-1
- 19mm dia. ( B )
- 22mm dia. ( C )


#### STANDARDS




#### FINISHES AVAILABLE



SA



BACK-TO-BACK FIXINGS



# ZCA

Contract aluminium

The ZCA range is a collection of contract aluminium levers on both rose and face fixed backplates. A range of escutcheons and pull handles are also available.

**FACE-FIX**  
Backplates

**5**  
**BACKPLATE**  
PROFILES

**SA**  
Finish

**FEATURED PRODUCT**  
**ZCA21**



### ZCA030

RTD lever – Push on rose

PRODUCT CODES

- ZCA030SA

KEY FEATURES

- BS EN 1634-1
- Complies to design requirements of BS8300
- 52 x 8mm round sprung rose
- Suitable for 35-54mm doors

FINISHES AVAILABLE

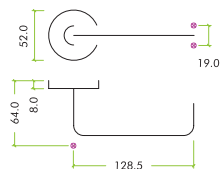


SA

STANDARDS



TECHNICAL



ZCA000SA



ZCA001SA



ZCA002SA



ZCA003SA

### ZCA ESCUTCHEONS

Push on rose

PRODUCT CODES

- ZCA000SA  
Blank profile
- ZCA001SA  
Euro profile
- ZCA002SA  
Standard profile
- ZCA003SA  
Oval profile

KEY FEATURES

- BS EN 1634-1
- 52mm push on rose dia.

FINISHES AVAILABLE



SA

STANDARDS



TECHNICAL





ZCA004iSA



ZCA007iSA

## ZCA TURN & RELEASES

Push on rose

PRODUCT CODES

- ZCA004iSA with indicator & 5mm spindle
- ZCA007iSA with disabled turn, indicator & 5mm spindle

KEY FEATURES

- BS EN 1634-1
- 52mm push on rose dia.

FINISHES AVAILABLE



STANDARDS



TECHNICAL



ZCA

## LEVERS ON BACKPLATE

PRODUCT CODES

- ZCA21SA Lever on lock backplate
- ZCA21EPSA Lever on euro backplate
- ZCA21OPSA Lever on oval backplate
- ZCA22SA Lever on latch backplate
- ZCA23SA Lever on bathroom backplate

KEY FEATURES

- BS EN 1634-1
- Lever circlip fixed to backplate
- 47.5mm c/c ( Euro )
- 48.5mm c/c ( Oval )
- 57mm c/c ( Lock & Bath' )

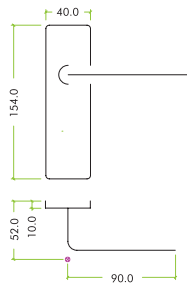
FINISHES AVAILABLE



STANDARDS



TECHNICAL





## ZCAD PULL HANDLES

### 'D' pull handle

#### PRODUCT CODES

- ZCAD225BSA  
19 x 225mm
- ZCAD300BSA  
19 x 300mm

#### KEY FEATURES

- BS EN 1634-1
- 19mm dia.

#### STANDARDS



#### FINISHES AVAILABLE



SA

## ADDITIONAL ACCESSORIES

- ZRP04SA Rose pack - 2 x push on roses - suitable for contract aluminium 19mm and 22mm pull handles
- ZFP06 Spare fixing pack - suitable for 19 and 22mm pull handles M8 x 65mm
- ZFP09 Spare fixing pack - suitable for 19 and 22mm pull handles M8 x 90mm

# ZSA

Aluminium signage

A range of door signage including Fire Exit signs for use with any of the ZOO aluminium ranges.

**10**  
**DESIGNS**

AVAILABLE

INCLUDING FIRE  
DOOR SIGNS



**2**

FIXING  
POINTS



**76MM**  
DIAMETER

**FEATURE PRODUCT**  
**ZSA03SA**



## ZSA SIGNAGE

### PRODUCT CODES

- **ZSA01SA**  
Male sex symbol
- **ZSA02SA**  
Female sex symbol
- **ZSA03SA**  
Unisex sex symbol
- **ZSA04SA**  
Shower symbol
- **ZSA07SA**  
Disabled facilities symbol
- **ZSA08SA**  
Baby change symbol
- **ZSA09SA**  
"Fire door keep shut"
- **ZSA10SA**  
"Fire door keep locked"
- **ZSA11SA**  
"Fire door keep clear"
- **ZSA12SA**  
"Automatic fire door keep clear"

### KEY FEATURES

- BS EN 1634-1
- 76mm dia.

### STANDARDS



### FINISHES AVAILABLE




SA

# STANZA

ARCHITECTURAL HARDWARE

A range of designer zinc levers on screw on roses and backplates. All products are chrome plated to achieve long performance & good aesthetic appeal.



**FEATURED PRODUCT**  
**ZPZ030CPSS**





ZPZ010CP

**ZPZ010**

Assisi lever – Screw on rose

PRODUCT CODES

- ZPZ010CP
- ZPZ010SC

KEY FEATURES

- BS EN 1634-1
- 50 x 8mm round sprung rose
- Bolt through fixings included
- Suitable for 35-54mm doors

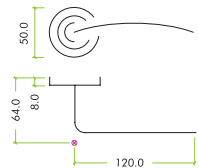
FINISHES AVAILABLE



STANDARDS



TECHNICAL



ZPZ



ZPZ020SC

**ZPZ020**

Florence lever – Screw on rose

PRODUCT CODES

- ZPZ020CP
- ZPZ020SC

KEY FEATURES

- BS EN 1634-1
- 50 x 8mm round sprung rose
- Bolt through fixings included
- Suitable for 35-54mm doors

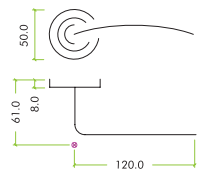
FINISHES AVAILABLE




STANDARDS



TECHNICAL





ZPZ030CPSS

## ZPZ030

Milan lever – Screw on rose

### PRODUCT CODES

- ZPZ030CPSS
- ZPZ030CPMB

### KEY FEATURES

- BS EN 1634-1
- 50 x 8mm round sprung rose
- Bolt through fixings included
- Suitable for 35-54mm doors

### FINISHES AVAILABLE



CPSS

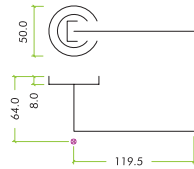


CPMB

### STANDARDS



### TECHNICAL



ZPZ030CPMB



ZPZ050CP

**ZPZ050**

Siena lever – Screw on rose

PRODUCT CODES

- ZPZ050CP
- ZPZ050SC

KEY FEATURES

- BS EN 1634-1
- 50 x 8mm round sprung rose
- Bolt through fixings included
- Suitable for 35-54mm doors

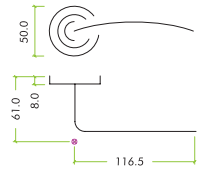
FINISHES AVAILABLE



STANDARDS



TECHNICAL



ZPZ060CP

**ZPZ060**

Verona lever – Screw on rose

PRODUCT CODES

- ZPZ060CP
- ZPZ060SC

KEY FEATURES

- BS EN 1634-1
- 50 x 8mm round sprung rose
- Bolt through fixings included
- Suitable for 35-54mm doors

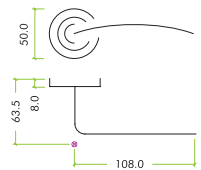
FINISHES AVAILABLE



STANDARDS



TECHNICAL





ZPZ070SCCP

## ZPZ070

Venice lever – Screw on rose

### PRODUCT CODES

- ZPZ070CP
- ZPZ070SC
- ZPZ070SCCP

### KEY FEATURES

- BS EN 1634-1
- 50 x 8mm round sprung rose
- Bolt through fixings included
- Suitable for 35-54mm doors

### FINISHES AVAILABLE



CP

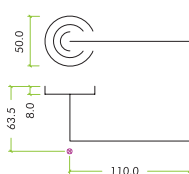
SC

SCCP

### STANDARDS



### TECHNICAL



ZPZ080SCCP

## ZPZ080

Amalfi lever – Screw on rose

### PRODUCT CODES

- ZPZ080CP
- ZPZ080SC
- ZPZ080SCCP

### KEY FEATURES

- BS EN 1634-1
- 50 x 8mm round sprung rose
- Bolt through fixings included
- Suitable for 35-54mm doors

### FINISHES AVAILABLE



CP

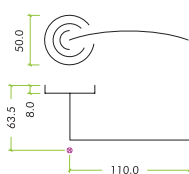
SC


SCCP

### STANDARDS



### TECHNICAL





ZPZ090SC

**ZPZ090**

Lucca lever – Screw on rose

PRODUCT CODES

- ZPZ090CP
- ZPZ090SC

KEY FEATURES

- BS EN 1634-1
- 50 x 8mm round sprung rose
- Bolt through fixings included
- Suitable for 35-54mm doors

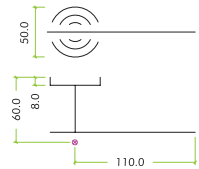
FINISHES AVAILABLE



STANDARDS



TECHNICAL



ZPZ



ZPZ100SCCP

**ZPZ100**

Adria lever – Screw on rose

PRODUCT CODES

- ZPZ100SCCP

KEY FEATURES

- BS EN 1634-1
- 50 x 8mm round sprung rose
- Bolt through fixings included
- Suitable for 35-54mm doors

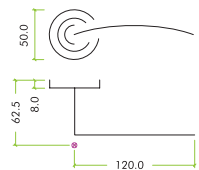
FINISHES AVAILABLE



STANDARDS



TECHNICAL





ZPZ110CPSN

## ZPZ110

Atlanta lever – Screw on rose

PRODUCT CODES

- ZPZ110CPSN

KEY FEATURES

- BS EN 1634-1
- 50 x 8mm round sprung rose
- Bolt through fixings included
- Suitable for 35-54mm doors

FINISHES AVAILABLE

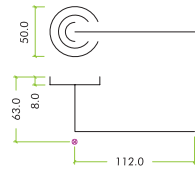


CPSN

STANDARDS



TECHNICAL



ZPZ



ZPZ120CPSS

## ZPZ120

Venus lever – Screw on rose

PRODUCT CODES

- ZPZ120CPSS

KEY FEATURES

- BS EN 1634-1
- 50 x 8mm round sprung rose
- Bolt through fixings included
- Suitable for 35-54mm doors

FINISHES AVAILABLE

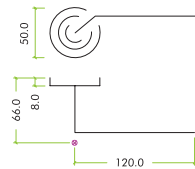


CPSS

STANDARDS



TECHNICAL





ZPZ130SCCP

**ZPZ130**

Saturn lever – Screw on rose

PRODUCT CODES

- ZPZ130SCCP

KEY FEATURES

- BS EN 1634-1
- 50 x 8mm round sprung rose
- Bolt through fixings included
- Suitable for 35-54mm doors

FINISHES AVAILABLE

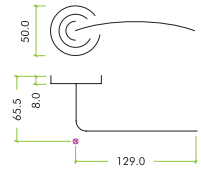


SCCP

STANDARDS



TECHNICAL



ZPZ140SCCP

**ZPZ140**

Olympus lever – Screw on rose

PRODUCT CODES

- ZPZ140SCCP

KEY FEATURES

- BS EN 1634-1
- 50 x 8mm round sprung rose
- Bolt through fixings included
- Suitable for 35-54mm doors

FINISHES AVAILABLE

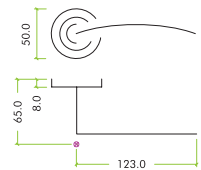


SCCP

STANDARDS



TECHNICAL





ZPZ170CPSS

## ZPZ170

Luna lever – Screw on rose

PRODUCT CODES

- ZPZ170CPSS

KEY FEATURES

- BS EN 1634-1
- 50 x 8mm round sprung rose
- Bolt through fixings included
- Suitable for 35-54mm doors

FINISHES AVAILABLE

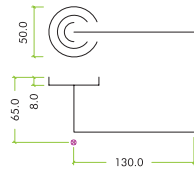


CPSS

STANDARDS



TECHNICAL



ZPZ



ZPZ210CP

## ZPZ210

Vesta lever – Screw on rose

PRODUCT CODES

- ZPZ210CP

KEY FEATURES

- BS EN 1634-1
- 50 x 8mm round sprung rose
- Bolt through fixings included
- Suitable for 35-54mm doors

FINISHES AVAILABLE

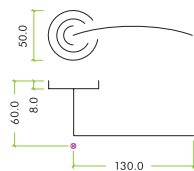


CP

STANDARDS



TECHNICAL





**ZPZ ESCUTCHEONS**

Screw on rose



ZPZ001CP



ZPZ002SC

PRODUCT CODES

- ZPZ001CP
- ZPZ001SC  
Euro profile
- ZPZ002CP
- ZPZ002SC  
Standard profile

KEY FEATURES

- BS EN 1634-1
- 50mm screw on rose dia.
- Fixing screws supplied

STANDARDS



TECHNICAL



FINISHES AVAILABLE



**ZPZ TURN & RELEASE**

Screw on rose



ZPZ004SC



PRODUCT CODES

- ZPZ004CP
- ZPZ004SC  
Turn & release  
with 5mm spindle

KEY FEATURES

- BS EN 1634-1
- 50mm screw on rose dia.
- Fixing screws supplied

STANDARDS



TECHNICAL



FINISHES AVAILABLE



**ADDITIONAL ACCESSORIES**

- ZFP02SC Spare fixing pack - suitable for ZPZ lever on rose and backplate
- ZFP02CP Spare fixing pack - suitable for ZPZ lever on rose and backplate
- SP23 Spare spindle - 8mm x 8mm x 100mm long
- SP24 Spare spindle - 8mm x 8mm x 110mm long
- SP25 Spare spindle - 5mm x 5mm x 65mm long
- M6X6ZP M6 x 6mm skt set (grub) screw ZPZ



ZPZ071EPCP



## VENICE LEVERS ON BACKPLATE

### PRODUCT CODES

- ZPZ071CP
- ZPZ071SC
- Lock backplate
- ZPZ071EPCP
- ZPZ071EPSC
- Euro backplate
- ZPZ072CP
- ZPZ072SC
- Latch backplate
- ZPZ073CP
- ZPZ073SC
- Bathroom backplate

### KEY FEATURES

- BS EN 1634-1
- Bolt-through fixings

### FINISHES AVAILABLE

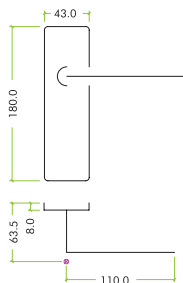


CP SC

### STANDARDS



### TECHNICAL



ZPZ072SC



**AMALFI LEVERS ON BACKPLATE**

PRODUCT CODES

- ZPZ081CP
- ZPZ081SC
- ZPZ081SCCP  
Lock backplate
- ZPZ081EPCP
- ZPZ081EPSC
- ZPZ081EPSCCP  
Euro backplate
- ZPZ082CP
- ZPZ082SC
- ZPZ082SCCP  
Latch backplate
- ZPZ083CP
- ZPZ083SC
- ZPZ083SCCP  
Bathroom backplate

KEY FEATURES

- BS EN 1634-1
- Bolt-through fixings

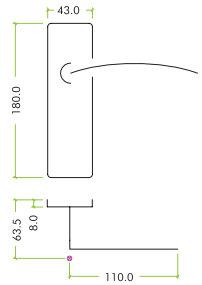
FINISHES AVAILABLE

- CP
- SC
- SCCP

STANDARDS



TECHNICAL



ZPZ081SCCP



ZPZ083CP



# STANZA

ARCHITECTURAL HARDWARE

A range of designer zinc levers on push on roses and backplates. All products are chrome plated to achieve long performance & good aesthetic appeal.

**CP / SC**

Finishes Available

**52x8mm**

Sprung Rose

**5**

**DESIGNER**  
STYLES

**FEATURED PRODUCT**  
**ZCZ050SC**



ZCZ010SC

**ZCZ010**

Leon lever – Push on rose

PRODUCT CODES

- ZCZ010CP
- ZCZ010SC

KEY FEATURES

- BS EN 1634-1
- 52 x 8mm round sprung rose
- Bolt through fixings included
- Suitable for 35-54mm doors

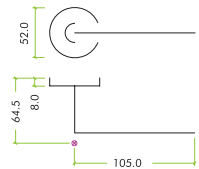
FINISHES AVAILABLE



STANDARDS



TECHNICAL



ZCZ



ZCZ020CP

**ZCZ020**

Santiago lever – Push on rose

PRODUCT CODES

- ZCZ020CP
- ZCZ020SC

KEY FEATURES

- BS EN 1634-1
- 52 x 8mm round sprung rose
- Bolt through fixings included
- Suitable for 35-54mm doors

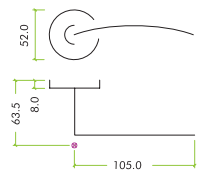
FINISHES AVAILABLE



STANDARDS



TECHNICAL





ZCZ030SC

## ZCZ030

Toledo lever – Push on rose

PRODUCT CODES

- ZCZ030CP
- ZCZ030SC

KEY FEATURES

- BS EN 1634-1
- 52 x 8mm round sprung rose
- Bolt through fixings included
- Suitable for 35-54mm doors

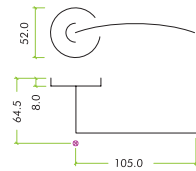
FINISHES AVAILABLE



STANDARDS



TECHNICAL



ZCZ050CP

## ZCZ050

Seville lever – Push on rose

PRODUCT CODES

- ZCZ050CP
- ZCZ050SC

KEY FEATURES

- BS EN 1634-1
- 52 x 8mm round sprung rose
- Bolt through fixings included
- Suitable for 35-54mm doors

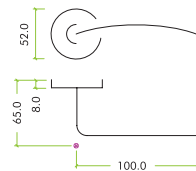
FINISHES AVAILABLE



STANDARDS



TECHNICAL





ZCZ060SCCP

**ZCZ060**

Girona lever – Push on rose

PRODUCT CODES

- ZCZ060SCCP

KEY FEATURES

- BS EN 1634-1
- 52 x 8mm round sprung rose
- Bolt through fixings included
- Suitable for 35-54mm doors

FINISHES AVAILABLE

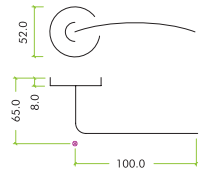


SCCP

STANDARDS



TECHNICAL



ZCZ



ZCZ000CP



ZCZ001CP



ZCZ002SC



ZCZ003CP

**ZCZ ESCUTCHEONS**

Push on rose

PRODUCT CODES

- ZCZ000CP
- ZCZ000SC  
Blank profile
- ZCZ001CP
- ZCZ001SC  
Euro profile
- ZCZ002CP
- ZCZ002SC  
Standard profile
- ZCZ003CP
- ZCZ003SC  
Oval profile

KEY FEATURES

- BS EN 1634-1
- 52mm rose dia.
- Usable with bolt through fixings

STANDARDS



TECHNICAL



FINISHES AVAILABLE



CP

SC

## ZCZ TURN & RELEASE

Push on rose



ZCZ004CP

### PRODUCT CODES

- ZCZ004CP
  - ZCZ004SC
- Turn & release with 5mm spindle

### KEY FEATURES

- BS EN 1634-1
- 52mm rose dia.
- Usable with bolt through fixings

### STANDARDS



### TECHNICAL



### FINISHES AVAILABLE



ZCZ

## LEON LEVERS ON BACKPLATE

### PRODUCT CODES

- ZCZ011CP
  - ZCZ011SC
- Lever on lock backplate
- ZCZ011EPCP
  - ZCZ011EPSC
- Lever on euro backplate
- ZCZ012CP
  - ZCZ012SC
- Lever on latch backplate
- ZCZ013CP
  - ZCZ013SC
- Lever on bathroom backplate

### KEY FEATURES

- BS EN 1634-1
- Face-fix backplate

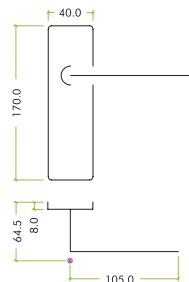
### FINISHES AVAILABLE



### STANDARDS



### TECHNICAL



ZCZ012CP





**TOLEDO LEVERS ON BACKPLATE**

PRODUCT CODES

- ZCZ031CP
- ZCZ031SC  
Lever on lock backplate
- ZCZ031EPCP
- ZCZ031EPSC  
Lever on euro backplate
- ZCZ032CP
- ZCZ032SC  
Lever on latch backplate
- ZCZ033CP
- ZCZ033SC  
Lever on bathroom backplate

KEY FEATURES

- BS EN 1634-1
- Face-fix backplate

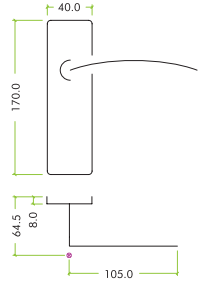
FINISHES AVAILABLE

- CP
- SC

STANDARDS




TECHNICAL



**ADDITIONAL ACCESSORIES**

- ZFP02SC Spare fixing pack - suitable for ZCZ lever on rose
- ZFP02CP Spare fixing pack - suitable for ZCZ lever on rose
- SP23 Spare spindle - 8mm x 8mm x 100mm long
- SP24 Spare spindle - 8mm x 8mm x 110mm long
- SP25 Spare spindle - 5mm x 5mm x 65mm long
- M6X6ZP M6 x 6mm skt set (grub) screw ZCZ
- SPS16SC Spare screw pack - to suit ZCZ lever on backplate (pack of 8)
- SPS16CP Spare screw pack - to suit ZCZ lever on backplate (pack of 8)

Rosso Maniglie is our exclusive range of Italian inspired designer levers. Produced using a zinc base material and manufactured to the highest standards, this range takes designer levers to the next level.



**7**

AVAILABLE

**14**  
DESIGNER  
STYLES

**7**

CUSTOM\*

**50x8mm**  
Sprung Rose

**Polished or  
Satin Chrome**

Finishes Available

**FEATURED PRODUCT**  
**RMSQ140SC**

\*Customisable using the spare square rose packs - RMSQSR (see page 171)



RM010CP

**RM010**

Hydra lever – Screw on rose

PRODUCT CODES

- RM010CP
- RM010SC

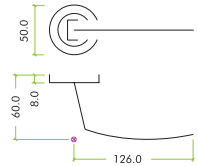
KEY FEATURES

- 50 x 8mm round sprung rose
- Suitable for 35-54mm doors
- Includes fixings

FINISHES AVAILABLE



TECHNICAL



RM



RM020SC

**RM020**

Lupus lever – Screw on rose

PRODUCT CODES

- RM020CP
- RM020SC

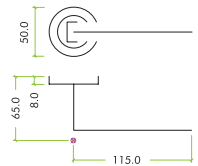
KEY FEATURES

- 50 x 8mm round sprung rose
- Suitable for 35-54mm doors
- Includes fixings

FINISHES AVAILABLE



TECHNICAL





RM030CP

## RM030

Pavo lever – Screw on rose

### PRODUCT CODES

- RM030CP
- RM030SC

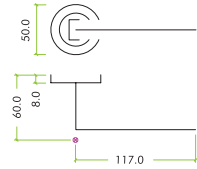
### KEY FEATURES

- 50 x 8mm round sprung rose
- Suitable for 35-54mm doors
- Includes fixings

### FINISHES AVAILABLE



### TECHNICAL



### ACCESSORIES AVAILABLE

#### RMSQSR

Spare square rose covers  
pg.171



RM040CP

## RM040

Cygnus lever – Screw on rose

### PRODUCT CODES

- RM040CP
- RM040SC

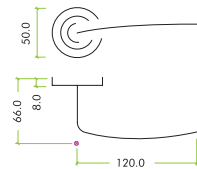
### KEY FEATURES


- 50 x 8mm round sprung rose
- Suitable for 35-54mm doors
- Includes fixings

### FINISHES AVAILABLE



### TECHNICAL





RM050SC

**RM050**

Mensa lever – Screw on rose

PRODUCT CODES

- RM050CP
- RM050SC

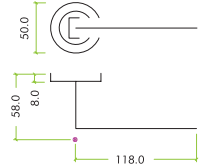
KEY FEATURES

- 50 x 8mm round sprung rose
- Suitable for 35-54mm doors
- Includes fixings

FINISHES AVAILABLE



TECHNICAL



RM



RM060CP

**RM060**

Aries lever – Screw on rose

PRODUCT CODES

- RM060CP
- RM060SC

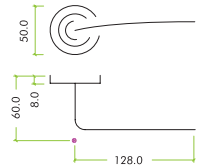
KEY FEATURES

- 50 x 8mm round sprung rose
- Suitable for 35-54mm doors
- Includes fixings

FINISHES AVAILABLE



TECHNICAL





RM070SC

## RM070

Corvus lever – Screw on rose

PRODUCT CODES

- RM070CP
- RM070SC

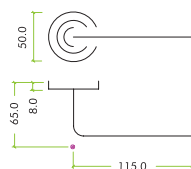
KEY FEATURES

- 50 x 8mm round sprung rose
- Suitable for 35-54mm doors
- Includes fixings

FINISHES AVAILABLE



TECHNICAL



RM090CP

## RM090

Lyra lever – Screw on rose

PRODUCT CODES

- RM090CP
- RM090SC

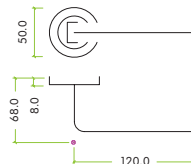
KEY FEATURES

- 50 x 8mm round sprung rose
- Suitable for 35-54mm doors
- Includes fixings

FINISHES AVAILABLE



TECHNICAL





RM110SC

**RM110**

Aquila lever – screw on rose

PRODUCT CODES

- RM110CP
- RM110SC


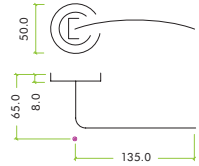
KEY FEATURES

- 50 x 8mm round sprung rose
- Suitable for 35-54mm doors
- Includes fixings

FINISHES AVAILABLE



TECHNICAL



RM120CP

**RM120**

Vela lever – Screw on rose

PRODUCT CODES

- RM120CP
- RM120SC

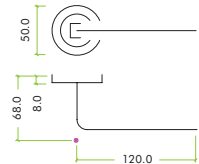
KEY FEATURES

- 50 x 8mm round sprung rose
- Suitable for 35-54mm doors
- Includes fixings

FINISHES AVAILABLE



TECHNICAL





RM130SC

## RM130

Draco lever – Screw on rose

### PRODUCT CODES

- RM130CP
- RM130SC

### KEY FEATURES

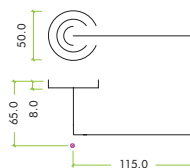
- 50 x 8mm round sprung rose
- Suitable for 35-54mm doors
- Includes fixings

### FINISHES AVAILABLE



CP SC

### TECHNICAL



RM



RM001CP



RM002SC



RM004SCP



## RM ESCUTCHEONS AND TURN & RELEASE

Screw on rose

### PRODUCT CODES

- RM001CP
- RM001SC  
Euro profile
- RM002CP
- RM002SC  
Standard profile
- RM004CP
- RM004SC  
Turn & release with 5mm spindle

### KEY FEATURES

- 50mm rose dia.
- Includes fixings

### TECHNICAL




### FINISHES AVAILABLE



CP SC





RMSQ010CP

## RMSQ010

Hydra lever – Screw on rose

### PRODUCT CODES

- RMSQ010CP
- RMSQ010SC

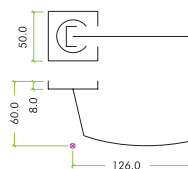
### KEY FEATURES

- 50 x 8mm square sprung rose
- Suitable for 35-54mm doors
- Includes fixings

### FINISHES AVAILABLE



### TECHNICAL



RMSQ020SC

## RMSQ020

Lupus lever – Screw on rose

### PRODUCT CODES

- RMSQ020CP
- RMSQ020SC

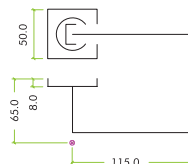
### KEY FEATURES

- 50 x 8mm square sprung rose
- Suitable for 35-54mm doors
- Includes fixings

### FINISHES AVAILABLE



### TECHNICAL





RMSQ050CP

## RMSQ050

Mensa lever – Screw on rose

### PRODUCT CODES

- RMSQ050CP
- RMSQ050SC

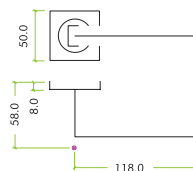
### KEY FEATURES

- 50 x 8mm square sprung rose
- Suitable for 35-54mm doors
- Includes fixings

### FINISHES AVAILABLE



### TECHNICAL



RM



RMSQ080SC

## RMSQ080

Maia lever – Screw on rose

### PRODUCT CODES

- RMSQ080CP
- RMSQ080SC

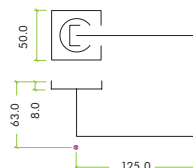
### KEY FEATURES

- 50 x 8mm square sprung rose
- Suitable for 35-54mm doors
- Includes fixings

### FINISHES AVAILABLE



### TECHNICAL





RMSQ090SC

**RMSQ090**

Lyra lever – Screw on rose

PRODUCT CODES

- RMSQ090CP
- RMSQ090SC

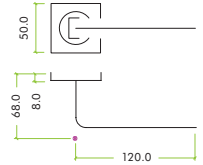
KEY FEATURES

- 50 x 8mm square sprung rose
- Suitable for 35-54mm doors
- Includes fixings

FINISHES AVAILABLE



TECHNICAL



RMSQ100CP

**RMSQ100**

Dorado lever – Screw on rose

PRODUCT CODES

- RMSQ100CP
- RMSQ100SC

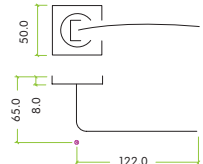
KEY FEATURES

- 50 x 8mm square sprung rose
- Suitable for 35-54mm doors
- Includes fixings

FINISHES AVAILABLE



TECHNICAL



RM



RMSQ140CP

## RMSQ140

Auriga lever – Screw on rose

PRODUCT CODES

- RMSQ140CP
- RMSQ140SC

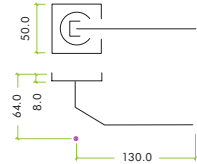
KEY FEATURES

- 50 x 8mm square sprung rose
- Suitable for 35-54mm doors
- Includes fixings

FINISHES AVAILABLE



TECHNICAL



RM



RMSQ001SC



RMSQ002CP



RMSQ004SCP



## RMSQ ESCUTCHEONS AND TURN & RELEASE

Screw on rose

PRODUCT CODES

- RMSQ001CP
- RMSQ001SC
- Euro profile
- RMSQ002CP
- RMSQ002SC
- Standard profile
- RMSQ004CP
- RMSQ004SC
- Turn & release with 5mm spindle

KEY FEATURES

- 50mm square rose
- Includes fixings

TECHNICAL




FINISHES AVAILABLE





RMSQSRCP



RMSQSRSC



**RMSQSR / RMSQSR**

Spare square rose pack

PRODUCT CODES

- RMSQSRCP  
For lever on rose

- RMSQSRSC  
For turn and release

TECHNICAL



KEY FEATURES

- 50 x 8mm square rose
- Suitable for replacing or customising levers or turn and releases


FINISHES AVAILABLE



**CUSTOMISATION OPTIONS**


**ROUND TO SQUARE**

Change the look of a lever on round rose to a lever on square rose.



**DUAL FINISH**

Change the look of a lever by swapping the rose to a different finish.





## ARIES LEVER ON BACKPLATE

### PRODUCT CODES

- RM061CP  
Lock backplate
- RM061SC  
Lock backplate
- RM061EPCP  
Euro backplate
- RM061EPSC  
Euro backplate
- RM062CP  
Latch backplate
- RM062SC  
Latch backplate
- RM063CP  
Bathroom backplate
- RM063SC  
Bathroom backplate

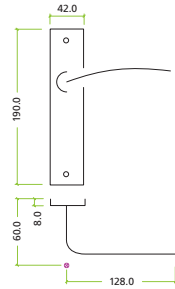
### FINISHES AVAILABLE



### KEY FEATURES

- 42 x 190mm backplate
- 47.5mm c/c ( Euro )
- 57mm c/c ( Lock & bath' )
- Suitable for 35-54mm doors
- Includes fixings

### TECHNICAL



## LYRA LEVER ON BACKPLATE

### PRODUCT CODES

- RM091CP  
Lock backplate
- RM091SC  
Lock backplate
- RM091EPCP  
Euro backplate
- RM091EPSC  
Euro backplate
- RM092CP  
Latch backplate
- RM092SC  
Latch backplate
- RM093CP  
Bathroom backplate
- RM093SC  
Bathroom backplate

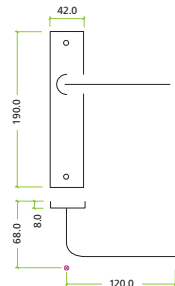
### FINISHES AVAILABLE



### KEY FEATURES

- 42 x 190mm backplate
- 47.5mm c/c ( Euro )
- 57mm c/c ( Lock & bath' )
- Suitable for 35-54mm doors
- Includes fixings

### TECHNICAL





RMSQ133CP

## DRACO LEVER ON BACKPLATE

### PRODUCT CODES

- RM131CP
- RM131SC  
Lock backplate
- RM131EPCP
- RM131EPSC  
Euro backplate
- RM132CP
- RM132SC  
Latch backplate
- RM133CP
- RM133SC  
Bathroom backplate

### FINISHES AVAILABLE

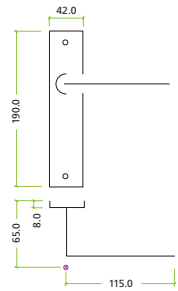


CP SC

### KEY FEATURES

- 42 x 190mm backplate
- 47.5mm c/c ( Euro )
- 57mm c/c ( Lock & bath' )
- Suitable for 35-54mm doors
- Includes fixings

### TECHNICAL



## ADDITIONAL ACCESSORIES

- ZFP02SC Spare fixing pack - suitable for RM lever on rose and backplate
- ZFP02CP Spare fixing pack - suitable for RM lever on rose and backplate
- SP23 Spare spindle - 8mm x 8mm x 100mm long
- SP24 Spare spindle - 8mm x 8mm x 110mm long
- SP25 Spare spindle - 5mm x 5mm x 65mm long



RM03NP92CP

## PAVO LEVER ON NARROW BACKPLATE

### PRODUCT CODES

- RM03NP92CP
- RM03NP92SC

### KEY FEATURES

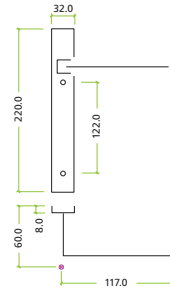
- 32 x 220mm backplate
- 92mm c/c ( Euro )
- Unsprung non-handed lever
- Suitable for multi-point lock
- Includes fixings



### FINISHES AVAILABLE



### TECHNICAL



RM



RM12NP92CP

## VELA LEVER ON NARROW BACKPLATE

### PRODUCT CODES

- RM12NP92CP
- RM12NP92SC

### KEY FEATURES

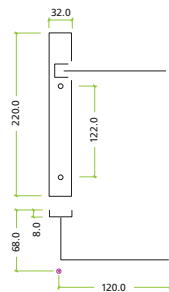
- 32 x 220mm backplate
- 92mm c/c ( Euro )
- Unsprung non-handed lever
- Suitable for multi-point lock
- Includes fixings



### FINISHES AVAILABLE



### TECHNICAL







RM13NP92CP

**DRACO LEVER ON NARROW BACKPLATE**

PRODUCT CODES

- RM13NP92CP
- RM13NP92SC

KEY FEATURES

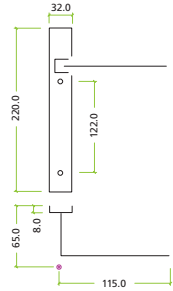
- 32 x 220mm backplate
- 92mm c/c ( Euro )
- Unsprung non-handed lever
- Suitable for multi-point lock
- Includes fixings



FINISHES AVAILABLE

- CP
- SC


TECHNICAL



# PRO

PROJECT RANGE

The Project range is made from a zinc base material with polished, satin chrome and electro brass finishes throughout. The collection features four classic designs.



## FEATURED PRODUCT

### PRO11EPCP



NOW AVAILABLE IN ELECTRO BRASS FINISH

PR011SC

**PROJECT OXFORD LEVER ON BACKPLATE**

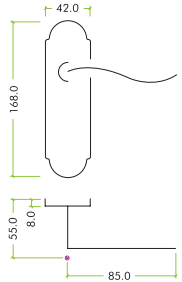
PRODUCT CODES

- PR011CP
- PR011SC
- PR011EB
- Lock backplate
- PR011EPCP
- PR011EPSC
- PR011EPEB
- Euro backplate
- PR011OPCP
- PR011OPSC
- PR011OPEB
- Oval backplate
- PR012CP
- PR012SC
- PR012EB
- Latch backplate
- PR013CP
- PR013SC
- PR013EB
- Bathroom backplate

KEY FEATURES

- 42 x 168mm
- Face-fix backplate

TECHNICAL



FINISHES AVAILABLE



NOW AVAILABLE IN ELECTRO BRASS FINISH

PR031EPEB

**PROJECT ARUNDEL LEVER ON BACKPLATE**

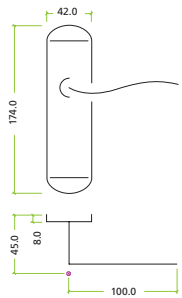
PRODUCT CODES

- PR031CP
- PR031SC
- PR031EB
- Lock backplate
- PR031EPCP
- PR031EPSC
- PR031EPEB
- Euro backplate
- PR031OPCP
- PR031OPEB
- Oval backplate
- PR032CP
- PR032SC
- PR032EB
- Latch backplate
- PR033CP
- PR033SC
- PR033EB
- Bathroom backplate

KEY FEATURES

- 42 x 174mm
- Face-fix backplate

TECHNICAL



FINISHES AVAILABLE



## PROJECT VICTORIAN SCROLL LEVER ON BACKPLATE



PRO21SC



PRO22CP

### PRODUCT CODES

- PRO21CP
- PRO21SC
- PRO21EB
- Lock backplate
- PRO21EPCP
- PRO21EPSC
- PRO21EPEB
- Euro backplate
- PRO21OPCP
- PRO21OPSC
- PRO21OPEB
- Oval backplate
- PRO22CP
- PRO22SC
- PRO22EB
- Latch backplate
- PRO23CP
- PRO23SC
- PRO23EB
- Bathroom backplate
- PRO24CP
- PRO24SC
- PRO24EB
- Privacy backplate

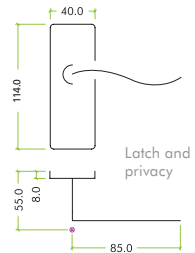
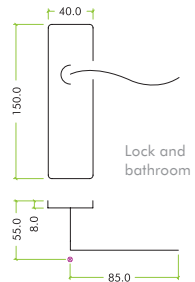
### FINISHES AVAILABLE



### KEY FEATURES

- 40 x 150mm
- 40 x 114mm
- (latch & privacy only)
- Face-fix backplate

### TECHNICAL



## PROJECT VICTORIAN FLAT LEVER ON BACKPLATE



PRO41EB

### PRODUCT CODES

- PRO41CP
- PRO41SC
- PRO41EB
  - Lock backplate
- PRO41EPCP
- PRO41EPSC
- PRO41EPEB
  - Euro backplate
- PRO41OPCP
- PRO41OPSC
- PRO41OPEB
  - Oval backplate
- PRO42CP
- PRO42SC
- PRO42EB
  - Latch backplate
- PRO43CP
- PRO43SC
- PRO43EB
  - Bathroom backplate
- PRO44CP
- PRO44SC
- PRO44EB
  - Privacy backplate

### FINISHES AVAILABLE

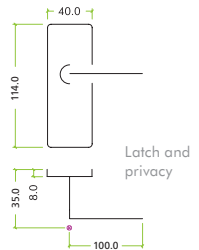
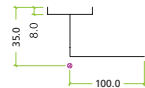
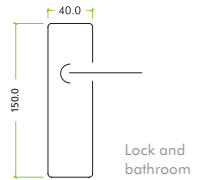


CP SC EB

### KEY FEATURES

- 40 x 150mm
- 40 x 114mm (latch & privacy only)
- Face-fix backplate

### TECHNICAL



## ADDITIONAL ACCESSORIES

- SP23 Spare spindle - 8mm x 8mm x 100mm long
- SP24 Spare spindle - 8mm x 8mm x 110mm long
- SP25 Spare spindle - 5mm x 5mm x 65mm long
- SPS16SC Spare screw pack - suitable for PRO lever on backplate (pack of 8)
- SPS16CP Spare screw pack - suitable for PRO lever on backplate (pack of 8)
- SPS16 Spare screw pack - suitable for PRO lever on backplate (pack of 8)
- ZFP10SC Spare fixing pack - suitable for PRO levers
- ZFP10CP Spare fixing pack - suitable for PRO levers
- ZFP10 Spare fixing pack - suitable for PRO levers



**Foxcote Foundries**  
Decorative Castings

The Foxcote Foundries black antique range covers a wide range of door furniture and window fittings all available in a traditional black finish.



**FEATURED PRODUCT**  
**FF311**



**FF415M / FF415R (Rim)**

Ball mortice knob / Ball rim mortice knob

PRODUCT CODES

- FF415M
- FF415R

KEY FEATURES

- 42.5mm knob dia.
- 55mm rose dia.
- 74mm projection
- Sprung rose
- Rim lock version available
- Face-fix

FINISHES AVAILABLE



BK



**FF416M / FF416R (Rim)**

Oval mortice knob / Oval rim mortice knob

PRODUCT CODES

- FF416M
- FF416R

KEY FEATURES

- 65.5 x 32.5mm knob
- 55mm rose dia.
- 64mm projection
- Sprung rose
- Rim lock version available
- Face-fix

FINISHES AVAILABLE



BK



## TRADITIONAL LEVERS ON BACKPLATE

### PRODUCT CODES

- FF111  
Lock backplate
- FF111EP  
Euro backplate
- FF112  
Latch backplate
- FF113  
Bathroom backplate

### KEY FEATURES

- 50 x 150mm backplate
- Face-fix backplate

### FINISHES AVAILABLE



BK

**ALL ANTIQUE BLACK EURO PROFILE LEVERS ON BACKPLATE CAN USE:**

VIER V5 BLACK FINISH SINGLE, DOUBLE OR TURN CYLINDERS

**PG. 279 & 281**



FF



## TRADITIONAL SLIMLINE THUMB LEVERS ON BACKPLATE

### PRODUCT CODES

- FF211  
Lock backplate
- FF211EP  
Euro backplate
- FF212  
Latch backplate
- FF213  
Bathroom backplate

### KEY FEATURES

- 40 x 142mm backplate
- Face-fix backplate

### FINISHES AVAILABLE



BK





**SCROLL LEVERS ON  
FLEUR DE LYS BACKPLATE**

PRODUCT CODES

- FF311  
Lock backplate
- FF311EP  
Euro backplate
- FF312  
Latch backplate
- FF313  
Bathroom backplate

FINISHES AVAILABLE



BK

KEY FEATURES

- 48 x 168mm backplate
- Face-fix backplate



**TRADITIONAL LEVERS  
ON LONG BACKPLATE**

PRODUCT CODES

- FF511  
Lock backplate
- FF512  
Latch backplate
- FF513  
Bathroom backplate

FINISHES AVAILABLE



BK

KEY FEATURES

- 48 x 265mm backplate
- Face-fix backplate



## LEVERS ON FLEUR DE LYS BACKPLATE

### PRODUCT CODES

- FF611  
Lock backplate
- FF611EP  
Euro backplate
- FF612  
Latch backplate
- FF613  
Bathroom backplate

### FINISHES AVAILABLE



BK

### KEY FEATURES

- 50 x 200mm backplate
- 52mm projection
- Face-fix backplate



## FF400

Curly tail lever on square rose

### PRODUCT CODES

- FF400

### FINISHES AVAILABLE



BK

### KEY FEATURES

- 74mm rose dia.
- Face-fix rose



## FF45

Narrow plate multi-point handle

PRODUCT CODES

- FF45

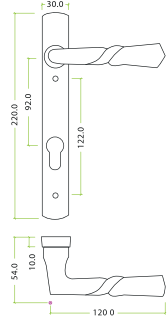
KEY FEATURES

- 30 x 220mm backplate
- Euro lock (92mm c/c)
- Unsprung non-handed lever
- Suitable for multi-point lock
- Includes fixings



REVERSIBLE

TECHNICAL



FINISHES AVAILABLE



BK



## FF54

Turn & release

PRODUCT CODES

- FF54

KEY FEATURES

- 39mm escutcheon dia.
- 38 x 25mm knob
- Face-fix

FINISHES AVAILABLE



BK

## ADDITIONAL ACCESSORIES

- ZD23BLK M6 x 6mm socket set grub screw cone point - black



## FF26

Thumb latch

PRODUCT CODES

- FF26

KEY FEATURES

- 127mm catch
- Face-fix

FINISHES AVAILABLE



BK

FF



## FF55

Latch

PRODUCT CODES

- FF55

KEY FEATURES

- 64 x 190mm
- Face-fix
- Works with  
FF600 – Ring handle

FINISHES AVAILABLE



BK



**FF01**

Escutcheon

PRODUCT CODES

- FF01

KEY FEATURES

- Standard profile
- 30 x 45mm
- Face-fix

FINISHES AVAILABLE



BK



**FF02**

Floral escutcheon

PRODUCT CODES

- FF02

KEY FEATURES

- Standard profile
- 26 x 40mm
- Face-fix

FINISHES AVAILABLE



BK



**FF03**

Fleur De Lys escutcheon

PRODUCT CODES

- FF03

KEY FEATURES

- Standard profile
- 26 x 78mm
- Face-fix

FINISHES AVAILABLE



BK



## FF04

Shield escutcheon with cover

PRODUCT CODES

- FF04

KEY FEATURES

- Standard profile
- 30 x 64mm
- Face-fix

FINISHES AVAILABLE



BK



## FF05

Round escutcheon

PRODUCT CODES

- FF05

KEY FEATURES

- Standard profile
- 36mm dia.
- Face-fix

FINISHES AVAILABLE



BK



## FF06

Round escutcheon with cover

PRODUCT CODES

- FF06

KEY FEATURES

- Standard profile
- 36mm dia.
- Face-fix

FINISHES AVAILABLE



BK



### FF07

Oval escutcheon

PRODUCT CODES

- FF07

KEY FEATURES

- Standard profile
- 30 x 50mm
- Face-fix

FINISHES AVAILABLE



BK



### FF08

Round escutcheon

PRODUCT CODES

- FF08

KEY FEATURES

- Euro profile
- 50mm dia.
- Face-fix

FINISHES AVAILABLE



BK



### FF09

Rim cylinder cover

PRODUCT CODES

- FF09

KEY FEATURES

- 55 x 64mm
- Face-fix

FINISHES AVAILABLE



BK



## FF10

Fleur De Lys cylinder cover

### PRODUCT CODES

- FF10


### KEY FEATURES

- 55 x 120mm
- Face-fix

### FINISHES AVAILABLE



BK



## FF11 / FF12

Door studs

### PRODUCT CODES

- FF11  
15mm - standard
- FF12  
23mm - large

### KEY FEATURES

- Concealed fix
- Screw in

### FINISHES AVAILABLE



BK



## FF13

Oval rack bolt thumb turn

### PRODUCT CODES

- FF13

### KEY FEATURES

- 38 x 25mm knob
- 42mm escutcheon dia.
- 37mm projection
- Face-fix

### FINISHES AVAILABLE



BK





### FF35

Fleur De Lys letter plate

PRODUCT CODES

- FF35

KEY FEATURES

- Overall width - 366mm
- Outer frame - 247 x 80mm
- Aperture - 202 x 43mm
- Fixing centres - 226mm

FINISHES AVAILABLE



BK



### FF36

Postal letter plate

PRODUCT CODES

- FF36

KEY FEATURES

- Outer frame - 305 x 107mm
- Aperture - 197 x 44mm
- Fixing centres - 253mm

FINISHES AVAILABLE



BK



### FF37

Ledbury letter plate

PRODUCT CODES

- FF37

KEY FEATURES

- Outer frame - 304 x 102mm
- Aperture - 200 x 40mm
- Fixing centres - 235mm

FINISHES AVAILABLE



BK



## FF38

Traditional plain letter plate

PRODUCT CODES

- FF38

KEY FEATURES

- Outer frame - 274 x 107mm
- Aperture - 197 x 45mm
- Fixing centres - 240mm

FINISHES AVAILABLE



BK



## FF39 / FF40

Letter tidy

PRODUCT CODES

- FF39  
305 x 76mm
- FF40  
355 x 102mm

FINISHES AVAILABLE



BK



## FF85 / FF86 / FF87

Hinge front

PRODUCT CODES

- FF85  
12" / 305mm
- FF86  
15" / 381mm
- FF87  
18" / 457mm

FINISHES AVAILABLE



BK

KEY FEATURES

- To be used in conjunction with ordinary hinge



### FF18

Butterfly hinge

PRODUCT CODES

- FF18

KEY FEATURES

- 85 x 35mm
- Face-fix

FINISHES AVAILABLE



BK



### FF15 / FF16 / FF17

T door hinge

PRODUCT CODES

- FF15  
12" / 305mm
- FF16  
15" / 381mm
- FF17  
18" / 457mm

KEY FEATURES

- Recommended use:  
2 hinges per door

FINISHES AVAILABLE



BK



### FF88

H cabinet door hinge

PRODUCT CODES

- FF88

KEY FEATURES

- Hinge leaf - 83 x 18mm
- Overall size - 83 x 47mm

FINISHES AVAILABLE



BK



## FF51

Curly tail door bolt

PRODUCT CODES

- FF51

KEY FEATURES

- 4" / 102mm
- Face-fix

FINISHES AVAILABLE



BK



## FF52 / FF53

Plain door bolt

PRODUCT CODES

- FF52  
6" / 152mm
- FF53  
8" / 203mm

KEY FEATURES

- Face-fix

FINISHES AVAILABLE



BK



## FF56

Cranked plain door bolt

PRODUCT CODES

- FF56

KEY FEATURES

- 200 x 48mm
- Face-fix

FINISHES AVAILABLE



BK



**FF57**

Cranked curly tail door bolt

PRODUCT CODES

- FF57

KEY FEATURES

- 150 x 42mm

FINISHES AVAILABLE



BK



**FF58**

Door chain

PRODUCT CODES

- FF58

KEY FEATURES

- 155 x 40mm

FINISHES AVAILABLE



BK

**FF60 / FF61 / FF62**

Cabin hooks

PRODUCT CODES

- FF60  
4" / 102mm
- FF61  
6" / 152mm
- FF62  
8" / 203mm

KEY FEATURES

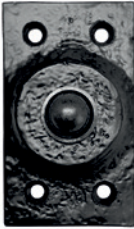
- Face-fix

FINISHES AVAILABLE



BK





## FF33

Bell push with rectangular plate

PRODUCT CODES

- FF33


KEY FEATURES

- 45 x 77mm
- Face-fix

FINISHES AVAILABLE



BK



## FF34

Bell push with Fleur De Lys plate

PRODUCT CODES

- FF34

KEY FEATURES

- 30 x 127mm
- Face-fix

FINISHES AVAILABLE



BK



## FF23

Door stop – cylinder with rose

PRODUCT CODES

- FF23

KEY FEATURES

- 90mm projection
- 40mm rose dia.
- 18mm cylinder dia.
- Face-fix

FINISHES AVAILABLE



BK



FFN08

**FF NUMERALS**

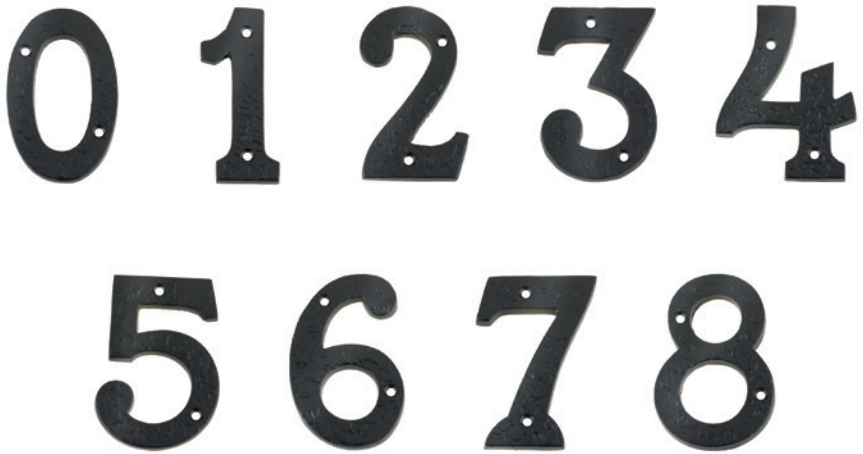
PRODUCT CODES

- FFN00
- FFN01
- FFN02
- FFN03
- FFN04
- FFN05
- FFN06
- FFN07
- FFN08

KEY FEATURES

- 102mm high
- Face-fix

FINISHES AVAILABLE



FF



## FF75

Finger plate

PRODUCT CODES

- FF75

KEY FEATURES

- 76 x 292mm
- Face-fix

FINISHES AVAILABLE



BK

FF



## FF19

Round pull handle on backplate

PRODUCT CODES

- FF19

KEY FEATURES

- 64 x 305mm
- Face-fix

FINISHES AVAILABLE



BK





**FF74**

Pull handle on Fleur De Lys backplate

PRODUCT CODES

- FF74

KEY FEATURES

- 45 x 254mm
- Face-fix

FINISHES AVAILABLE



BK



**FF80L / FF80R**

Off-centre pull handle

PRODUCT CODES

- FF80L  
Left hand
- FF80R  
Right hand

KEY FEATURES

- 241mm
- Face-fix

FINISHES AVAILABLE



BK



## FF600

Ring handle

PRODUCT CODES

- FF600

KEY FEATURES

- 76 x 127mm
- Face-fix
- Compatible with:  
FF55 latch

FINISHES AVAILABLE



BK

FF



## FF71

Ring knocker

PRODUCT CODES

- FF71

KEY FEATURES

- Concealed fix

FINISHES AVAILABLE



BK



**FF42 / FF43**

Fleur De Lys pull handle

PRODUCT CODES

- FF42  
127mm
- FF43  
152mm

KEY FEATURES

- Face-fix

FINISHES AVAILABLE



BK



**FF21**

Coat hook

PRODUCT CODES

- FF21

KEY FEATURES

- Single hook
- Face-fix

FINISHES AVAILABLE



BK



## FF22

Hat & coat hook

PRODUCT CODES

- FF22

KEY FEATURES

- Double hook
- Face-fix

FINISHES AVAILABLE



BK

FF



## FF71PCB

Double robe hook

PRODUCT CODES

- FF71PCB

KEY FEATURES

- Double hook
- Face-fix

FINISHES AVAILABLE



PCB



**FF72PCB**  
Hat & coat hook

PRODUCT CODES

- FF72PCB

KEY FEATURES

- Double hook
- Face-fix

FINISHES AVAILABLE



PCB



**FF73PCB**  
Double hat & coat hook

PRODUCT CODES

- FF73PCB

KEY FEATURES

- Treble hook
- Face-fix

FINISHES AVAILABLE



PCB



## FF31

Oval cupboard knob

PRODUCT CODES

- FF31

KEY FEATURES

- 35 x 25mm knob
- 35mm projection
- 38mm rose dia.

FINISHES AVAILABLE



BK



## FF32

Round cupboard knob

PRODUCT CODES

- FF32

KEY FEATURES

- 36.5mm knob dia.
- 40mm projection
- 38mm rose dia.

FINISHES AVAILABLE



BK



## FF44

Drawer pull

PRODUCT CODES

- FF44

KEY FEATURES

- 118 x 46mm
- 100mm c/c
- Face-fix

FINISHES AVAILABLE



BK



### **FF83L**

Monkey tail fastener – lockable

PRODUCT CODES

- FF83L

KEY FEATURES

- Curly tail design
- Supplied with key
- Face-fix

FINISHES AVAILABLE



BK



### **FF83R**

Monkey tail casement fastener

PRODUCT CODES

- FF83R

KEY FEATURES

- Curly tail design
- Supplied with key
- Face-fix

FINISHES AVAILABLE



BK



## FF81

Bulb end casement fastener

### PRODUCT CODES

- FF81

### KEY FEATURES

- Bulb end design
- Face-fix

### FINISHES AVAILABLE



BK

FF



## FF91

Bulb end casement stays

### PRODUCT CODES

- FF91A - 8" / 203mm
- FF91B - 10" / 254mm
- FF91C - 12" / 305mm

### KEY FEATURES

- Supplied with fixings and keeps

### FINISHES AVAILABLE



BK





**FF82**

Curly tail casement fastener

PRODUCT CODES

- FF82


KEY FEATURES

- Curly tail design
- Face-fix

FINISHES AVAILABLE



BK



**FF90**

Curly tail casement stays

PRODUCT CODES

- FF90A - 8" / 203mm
- FF90B - 10" / 254mm
- FF90C - 12" / 305mm

KEY FEATURES

- Supplied with fixings and keeps

FINISHES AVAILABLE




BK



# TOP DRAWER FITTINGS

The Top Drawer Fittings range comprises of elegant cabinet pull handles, cabinet hinges and magnetic catches



**FEATURED PRODUCT**  
**TDFMC1**



**TDF5096 / 128 / 160**

Cabinet pull handle

PRODUCT CODES

- TDF5096SN
- TDF5096PVDN  
96mm c/c
- TDF50128SN
- TDF50128PVDN  
128mm c/c
- TDF50160SN
- TDF50160PVDN  
160mm c/c

KEY FEATURES

- Rear fix
- Forged brass

FINISHES AVAILABLE



SN PVDN



**TDF6096 / 128 / 160**

Cupped cabinet pull handle

PRODUCT CODES

- TDF6096SN
- TDF6096PVDN  
96mm c/c
- TDF60128SN
- TDF60128PVDN  
128mm c/c
- TDF60160SN
- TDF60160PVDN  
160mm c/c

KEY FEATURES

- Rear fix
- Forged brass

FINISHES AVAILABLE



SN PVDN

# TOP DRAWER FITTINGS

Cabinet hardware


Cabinet hinges



TDF100CP



TDF105PB



TDF110FB



TDF115SC

## TDF CABINET HINGES

### PRODUCT CODES

- TDF100CP
- TDF100FB
- TDF100NP
- TDF100PB
- TDF100SB
- TDF100SC
- 38mm x 22mm x 1.3mm
- TDF105CP
- TDF105FB
- TDF105NP
- TDF105PB
- TDF105SB
- TDF105SC
- 50mm x 28mm x 1.5mm
- TDF110CP
- TDF110FB
- TDF110NP
- TDF110PB
- TDF110SB
- TDF110SC
- 64mm x 35mm x 2mm
- TDF115CP
- TDF115FB
- TDF115NP
- TDF115PB
- TDF115SB
- TDF115SC
- 75mm x 41mm x 2mm

### KEY FEATURES

- Solid drawn brass
- butt hinge
- Includes fixings

### FINISHES AVAILABLE





TDFMC1SC

## TDFMC1

Magnetic catch

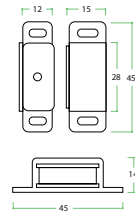
### PRODUCT CODES

- TDFMC1BZ
- TDFMC1EB
- TDFMC1CP
- TDFMC1SC

### KEY FEATURES

- 45mm x 15mm x 14mm
- Suitable for cabinet furniture
- Includes fixings

### TECHNICAL



### FINISHES AVAILABLE



TDFMC1BZ



TDFMC1EB




TDFMC1CP

# VERDANT

Verdant is a range of Art-Deco style square stepped cabinet knobs and handles, available in a variety of designs and finishes.

AVAILABLE IN  
**SATIN CHROME  
OR POLISHED  
NICKEL**



**ART-DECO**  
SQUARE STEPPED  
DESIGN



**3**  
COMPLIMENTARY  
DESIGNS

**FEATURED PRODUCT**  
**VBCH03APN**



### **VBCH01A**

Rectangular cabinet knob

PRODUCT CODES

- VBCH01ASC
- VBCH01APN

KEY FEATURES

- 45 x 25mm

FINISHES AVAILABLE



### **VBCH02A**

Square cabinet knob

PRODUCT CODES

- VBCH02ASC
- VBCH02APN

KEY FEATURES

- 35 x 35mm

FINISHES AVAILABLE



### **VBCH03A**

Rectangular cabinet handle

PRODUCT CODES

- VBCH03ASC
- VBCH03APN

KEY FEATURES

- 130 x 25 x 24mm
- 65mm c/c

FINISHES AVAILABLE



# EXIDOR

Panic hardware

The ZPH range consists of push bar units, double door sets and outside locking devices to help provide solutions for emergency exit requirements.



## FEATURED PRODUCT ZHP297

The Exidor Panic Hardware range is available in a silver-effect epoxy powder coated finish or a plated stainless steel finish. Please note that the plated finish is not recommended for external use or outside access devices.





## ZPH285

Double door set for rebated double doors

The ZPH285 for rebated double doors is a complete package consisting of a panic latch (ZPH296), a panic bolt (ZPH294) and a box keep (ZPH300).

### PRODUCT CODES

- ZPH285
- ZPH285SS

### KEY FEATURES

- Non-handed
- Fire rated for use on timber & steel doors
- Surface mounted
- Closed arm design
- BS EN 1125 : 2008

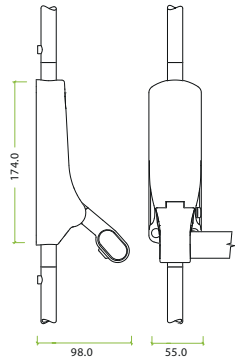
3	7	6	B	1	3	2	2	A	A
---	---	---	---	---	---	---	---	---	---

### STANDARDS

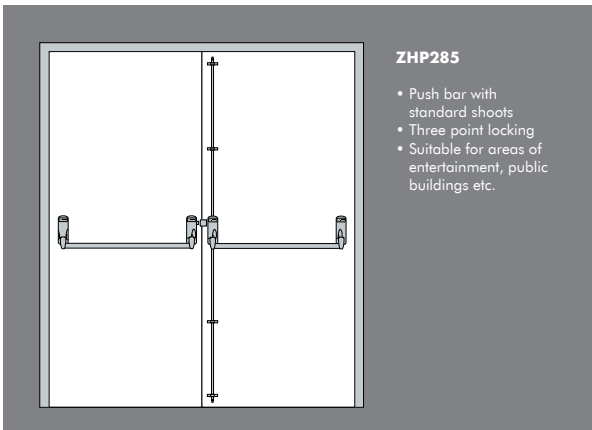


**MADE IN BRITAIN**

### TECHNICAL



### FINISHES AVAILABLE



### ZHP285

- Push bar with standard shoots
- Three point locking
- Suitable for areas of entertainment, public buildings etc.



## ZPH293

### Push pad single panic bolt

The ZPH293 is an elegant and highly functional panic bolt for single and double door applications. Incorporated as standard is an automatic top trip and easy clean floor socket. The main body is fitted with an anti-thrust device, which prevents leverage of both the top and bottom shoot bolts from their sockets.

#### PRODUCT CODES

- ZPH293
- ZPH293SS

#### KEY FEATURES

- Non-handed
- Fire rated for use on timber & steel doors
- Surface mounted
- BS EN 179 : 2008

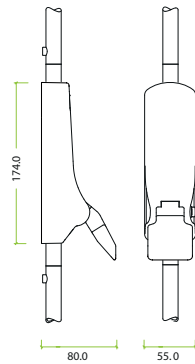
3 7 6 B 1 3 4 2 B A

#### STANDARDS

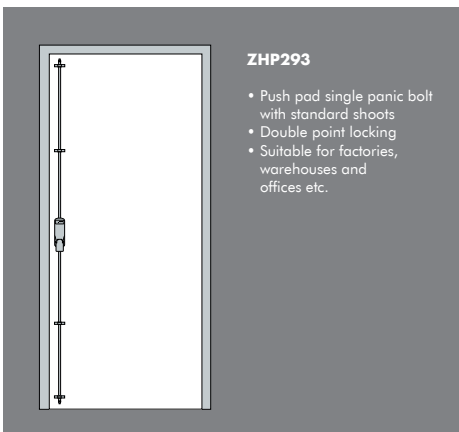


**MADE IN BRITAIN**

#### TECHNICAL



#### FINISHES AVAILABLE



#### ZHP293

- Push pad single panic bolt with standard shoots
- Double point locking
- Suitable for factories, warehouses and offices etc.



## ZPH294

### Single panic bolt

The ZPH294 is an elegant and highly functional panic bolt for single and double door applications. Incorporated as standard is an automatic top trip and easy clean floor socket. The main body is fitted with an anti-thrust device, which prevents leverage of both the top and bottom shoot bolts from their sockets.

#### PRODUCT CODES

- ZPH294
- ZPH294SS

#### KEY FEATURES

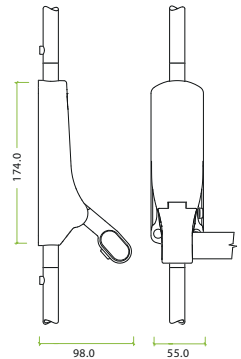
- Non-handed
- Fire rated for use on timber & steel doors
- Surface mounted
- Closed arm design
- Suitable for single doors up to 1220mm wide and 2440mm high
- Special sizes on request
- BS EN 1125 : 2008

3	7	6	B	1	3	2	2	A	A
---	---	---	---	---	---	---	---	---	---

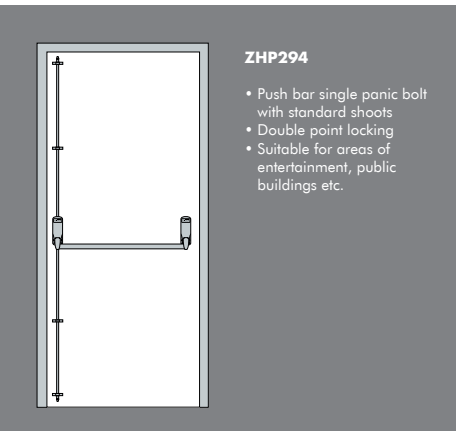
#### STANDARDS



#### TECHNICAL



#### FINISHES AVAILABLE



#### ZPH294

- Push bar single panic bolt with standard shoots
- Double point locking
- Suitable for areas of entertainment, public buildings etc.



## ZPH296

### Reversible panic latch

The ZPH296 is designed for single and double door applications. The unit is operated by a downward thrust of the cross bar to give a speedy exit in panic situations. An adapter for use with a rim cylinder for outside access is supplied as standard.

#### PRODUCT CODES

- ZPH296
- ZPH296SS

#### KEY FEATURES

- Non-handed
- Fire rated for use on timber & steel doors
- Surface mounted
- BS EN 1125 : 2008

3	7	6	B	1	3	2	2	A	A
---	---	---	---	---	---	---	---	---	---

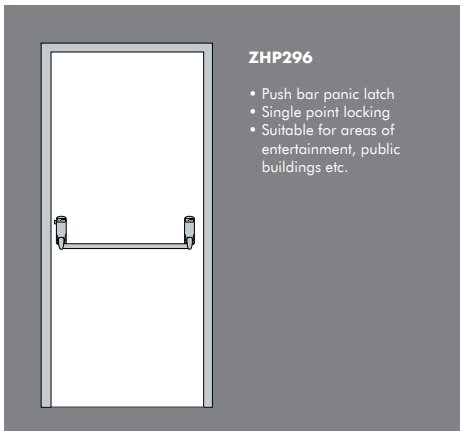
#### STANDARDS



#### TECHNICAL



#### FINISHES AVAILABLE



#### ZHP296

- Push bar panic latch
- Single point locking
- Suitable for areas of entertainment, public buildings etc.

## ZPH297

### Push pad panic latch

The ZPH297 is a surface mounted rim latch for single and double door applications. Simply depressing the pad provides safe and speedy exit in the event of an emergency, whilst maintaining security against intrusion. An adapter for use with a rim cylinder for outside access is supplied as standard.



#### PRODUCT CODES

- ZPH297
- ZPH297SS

#### KEY FEATURES

- Non-handed
- Fire rated for use on timber & steel doors
- Surface mounted
- BS EN 179 : 2008

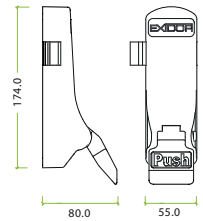
3 7 6 B 1 3 4 2 B A



#### STANDARDS



#### TECHNICAL



#### FINISHES AVAILABLE



## ZPH298

### Knob operated Outdoor Access Device (OAD)

The ZPH298 is an economical OAD supplied with 2 keys and a 5 pin cylinder which cannot be master keyed. Suitable for use with the ZPH200 & 300 series bolts and latches, the ZPH298 offers access from the outside of the door.



#### PRODUCT CODES

- ZPH298
- ZPH298SS

#### KEY FEATURES

- Non-handed
- Fire rated for use on timber & steel doors
- Surface mounted
- Supplied as standard for doors up to 60mm thick
- Longer spindles and screws are available on request

#### STANDARDS



#### FINISHES AVAILABLE



## ZPH302EA / ZPH302EC

Knob operated Outdoor Access Device (OAD)

The ZPH302EC is supplied with 3 keys and has the advantage that a master keyed 40mm Euro profile cylinder can be used. Suitable for use with the ZPH200 & 300 series bolts and latches, the ZPH302EC offers access from the outside of the door.

When locked, the mechanism is disengaged allowing the knob to freely rotate. When unlocked, the knob, spindle and mechanism engage allowing the shoots or latches of the panic bolt, or the panic latch, to be withdrawn from the outside. The knob remains engaged until it is re-locked.



ZPH302EA



ZPH302EC

### PRODUCT CODES

- ZPH302EA  
with Euro profile aperture
- ZPH302EC
- ZPH302ECSS  
with Euro profile cylinder

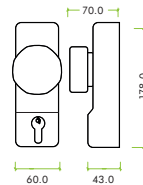
### KEY FEATURES

- Non-handed
- Fire rated for use on timber & steel doors
- Surface mounted
- Supplied as standard for doors up to 45mm thick
- Longer spindles and screws are available on request

### STANDARDS



### TECHNICAL



### FINISHES AVAILABLE



## ZPH322EA / ZPH322EC

### Lever operated Outdoor Access Device (OAD)



ZPH322EA

The ZPH322 offers a lever operated outside access device that meets the dimensional requirements of BS8300 and approved Document "M" (DDA). The ZPH322 is supplied with 3 keys and has the advantage that a master keyed 45mm Euro profile cylinder can be used. Suitable for use with the ZPH200 & 300 series, the ZPH322 offers access from the outside of the door.

When locked, the lever is fixed in the horizontal position and the shear screw is designed to break under excessive force to prevent unauthorised entry. When unlocked, the lever, spindle and mechanism engage allowing the shoots, latch or Pullman latches to be withdrawn from the outside. The lever remains engaged until the mechanism is re-locked.

#### PRODUCT CODES

- ZPH322EA  
with Euro profile aperture
- ZPH322EC
- ZPH322ECSS  
with Euro profile cylinder

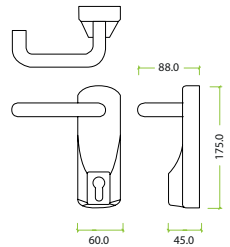
#### KEY FEATURES

- Non-handed
- Meets dimensional requirements of BS8300 and approved document "M" (DDA)
- Supplied with special shear screw designed to break under excessive force
- Surface mounted
- Supplied as standard for doors up to 55mm thick
- Longer spindles and screws are available on request for door thickness over 55mm & 70mm

#### STANDARDS



#### TECHNICAL



#### FINISHES AVAILABLE



ZPH322EC



## ZPHPO804

Replacement 2100 top shoot tube

PRODUCT CODES

- ZPHPO804-2100

KEY FEATURES

- For doors up to 3180mm high

FINISHES AVAILABLE



S



## ZPH300

Exidor double rebated door keep

PRODUCT CODES

- ZPH300

KEY FEATURES

- Used for rebated double doors
- Suitable for ZPH296 single panic latch & ZPH297 single door pad latch

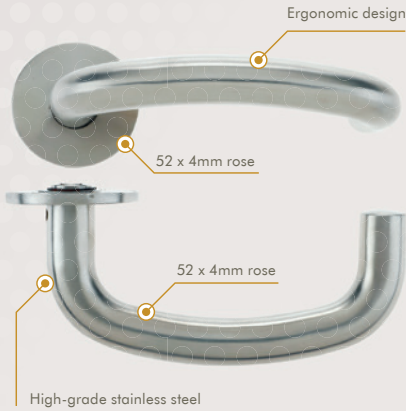
FINISHES AVAILABLE



S







## Highest standard

- All Grade 304 stainless steel
- Satin stainless steel finish throughout
- Modern / contemporary slim-line rose
- 52mm diameter rose
- All tested to BS EN 1906 Grade 3
- Architectural quality designs.

## Sustainability

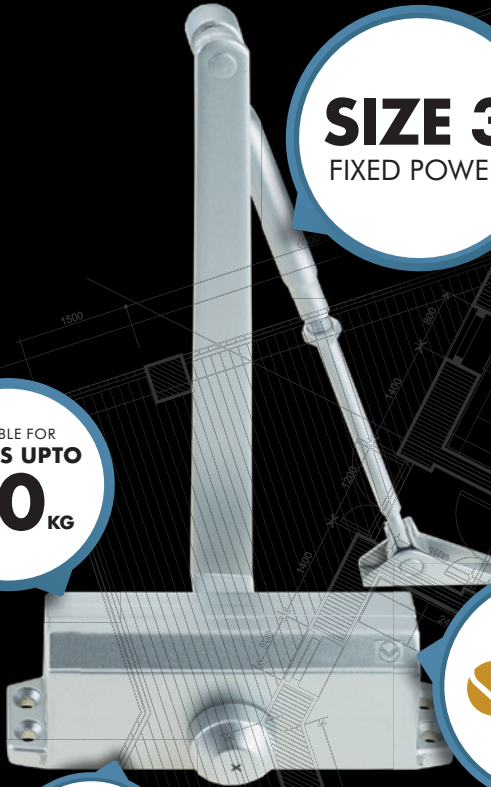
Low environmental impact – by carefully selecting components, materials and manufacturing methods to reduce energy usage, material wastage and environmentally harmful processes.

All packaged in recyclable boxes.

# ZDC / VDC

Door closers

The ZDC / VDC range of door closers includes power adjustable size 2-4 and fixed power size 3 closers, both suitable for fitting inward and outward opening doors.



**SIZE 3**  
FIXED POWER

SUITABLE FOR  
DOORS UPTO  
**60** KG

**vier**  
precision design

*certifire*  
CF5549

**FEATURED PRODUCT**

**VDC003**



ZDC0024

## ZDC0024

Size 2-4 door closer

### PRODUCT CODES

- ZDC0024
- ZDC0024PB
- ZDC0024PN
- ZDC0024SN

### KEY FEATURES

- Power adjustable 2-4 (valve)
- Suitable for doors upto 80kg, 1100mm wide
- Suitable for fitting inward and outward opening doors
- Non-handed
- Adjustable closing speed
- Adjustable latch speed
- Adjustable backcheck
- Adjustable delayed action
- Adjustable flat arm
- 10 year manufacturer's warranty
- BS EN 1634
- BS EN 1154 : 1996

3 8 2-4 1 1 2

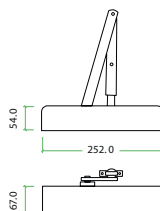
### FINISHES AVAILABLE



### STANDARDS



### TECHNICAL



ZDC0024PB



ZDC0024PN



ZDC0024SN

**ZDC003**

Size 3 budget door closer



ZDC003C

PRODUCT CODES

- ZDC003C  
with cover
- ZDC003
- ZDC003BL
- ZDC003G  
without cover

KEY FEATURES

- Fixed power size 3
- Suitable for doors upto 60kg, 950mm wide
- Suitable for fitting inward and outward opening doors
- Non-handed
- Adjustable closing speed
- Adjustable latch speed
- Available with or without cover
- 10 year manufacturer's warranty
- BS EN 1634
- BS EN 1154 : 1996

3	8	3	1	1	2
---	---	---	---	---	---

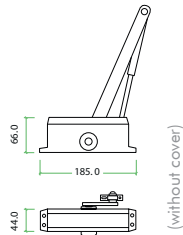
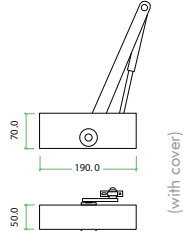
FINISHES AVAILABLE



STANDARDS



TECHNICAL



ZDC003



ZDC003BL



ZDC003G



VDC003

### VDC003

Vier - Size 3 door closer

PRODUCT CODES

- VDC003
- VDC003B
- VDC003G

KEY FEATURES

- Fixed power size 3
- Suitable for doors upto 60kg, 950mm wide
- Suitable for fitting inward and outward opening doors
- Non-handed
- Adjustable closing speed
- Adjustable latch speed
- 10 year manufacturer's warranty
- BS EN 1634
- BS EN 1154 : 1996

Projecting arm Figure 1 and parallel arm Figure 6:

4	8	3	1	1	3
---	---	---	---	---	---

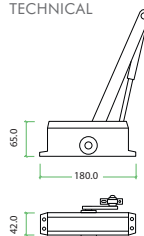
Projecting arm Figure 61:

3	8	3	1	1	3
---	---	---	---	---	---

STANDARDS



TECHNICAL



FINISHES AVAILABLE



## ADDITIONAL ACCESSORIES

- ZDCC24 Spare cover to suit ZDC0024 - Silver
- ZDCC24BLK Spare cover to suit ZDC0024 - Black
- ZDCC24PB Spare cover to suit ZDC0024 - Polished brass
- ZDCC24PN Spare cover to suit ZDC0024 - Polished nickel
- ZDCC24SN Spare cover to suit ZDC0024 - Satin nickel
- ZDCFA24 Flat arm and P.A. bracket to suit ZDC0024 - Silver
- ZDCFA24PB Flat arm and P.A. bracket to suit ZDC0024 - Polished brass
- ZDCFA24PN Flat arm and P.A. bracket to suit ZDC0024 - Polished nickel
- ZDCFA24SN Flat arm and P.A. bracket to suit ZDC0024 - Satin nickel
- ZDCFA24BLK Flat arm and P.A. bracket to suit ZDC0024 - Black
- ZDCC3 Spare cover to suit ZDC003 - Silver
- ZDCC3BLK Spare cover to suit ZDC003 - Black
- VDC003CO Cover only to suit VDC003 - Silver



DIN locks & accessories

The ZDL range contains products which have been BS EN 12209 Grade 3, CE and FD 30/60 Certifire tested. Backsets of 55mm and 60mm are available.

certifire  
CF850

**55mm  
/ 60mm**

BACKSETS AVAILABLE

ROLLING STOCK  
**RE-BRAND**



**FEATURED PRODUCT**  
**ZDL7260ESC**



Sash lock and night latches

ZDL7255 / 60 / 55R / 60R

Euro sash lock – 72mm c/c



SS PS PVD

PRODUCT CODES

- ZDL7255SS (SS only)
- ZDL7255RSS (SS only)
- ZDL7260SS
- ZDL7260PS
- ZDL7260PVD
- ZDL7260RSS
- ZDL7260RPS

STANDARDS

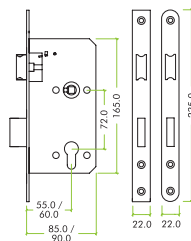


KEY FEATURES

- 55 & 60mm backsets available
- Square & radius profile forends
- 22mm SS304 forend
- Double throw deadbolt
- Anti-rattle strike
- Grip tight follower
- SS304 latch & deadbolt
- BS EN 12209 : 2003 Grade 3

3 X 8 1 0 G 2 B C 2 0

TECHNICAL



FINISHES AVAILABLE



ZDL7255NL / 60 / 55R / 60R

Night latch – 72mm c/c



SS PS PVD

PRODUCT CODES

- ZDL7255NLSS (SS only)
- ZDL7255NLRSS (SS only)
- ZDL7260NLSS
- ZDL7260NLPS
- ZDL7260NLPVD
- ZDL7260NLRSS
- ZDL7260NLRPS

STANDARDS

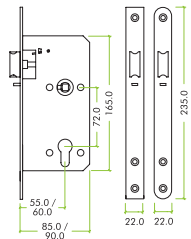


KEY FEATURES

- 55 & 60mm backsets available
- Square & radius profile forends
- 22mm SS304 forend
- Anti-thrust pin
- Grip tight follower
- SS304 latch
- BS EN 12209 : 2003 Grade 3

3 X 8 1 0 G 1 B B 2 0

TECHNICAL



FINISHES AVAILABLE





SS PS PVD



## ZDL7855 / 60 / 55R / 60R

Bathroom – 78mm c/c

### PRODUCT CODES

- ZDL7855SS (SS only)
- ZDL7855RSS (SS only)
- ZDL7860SS
- ZDL7860PS
- ZDL7860PVD
- ZDL7860RSS
- ZDL7860RPS

### KEY FEATURES

- 55 & 60mm backsets available
- Square & radius profile forends
- 22mm SS304 forend
- Grip tight follower
- SS304 latch & deadbolt
- BS EN 12209 : 2003 Grade 3

3 X 8 1 0 G - B G 2 0

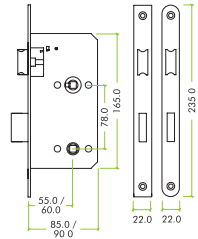
### FINISHES AVAILABLE



### STANDARDS



### TECHNICAL



## ZDL0055 / 60 / 55R / 60R

Dead lock – 72mm c/c



SS PS PVD

ZDL

### PRODUCT CODES

- ZDL0055SS (SS only)
- ZDL0055RSS (SS only)
- ZDL0060SS
- ZDL0060PS
- ZDL0060PVD
- ZDL0060RSS
- ZDL0060RPS

### KEY FEATURES

- 55 & 60mm backsets available
- Square & radius profile forends
- 22mm SS304 forend
- SS304 double throw deadbolt
- BS EN 12209 : 2003 Grade 3

3 X 8 1 0 G 2 B C 0 0

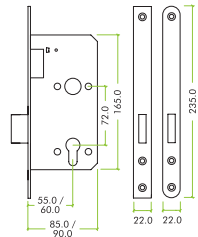
### FINISHES AVAILABLE



### STANDARDS



### TECHNICAL





Latch and escape locks

ZDL0055L / 60 / 55R / 60R

Latch – 72mm c/c



SS PS PVD

PRODUCT CODES

- ZDL0055LSS (SS only)
- ZDL0055LRSS (SS only)
- ZDL0060LSS
- ZDL0060LPS
- ZDL0060LPVD
- ZDL0060LRSS
- ZDL0060LRPS

KEY FEATURES

- 55 & 60mm backsets available
- Square & radius profile forends
- 22mm SS304 forend
- Grip tight follower
- SS304 latch
- BS EN 12209 : 2003 Grade 3

3 X 8 1 0 G . B 0 2 0

FINISHES AVAILABLE

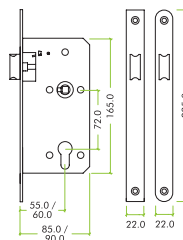


SS PS PVD

STANDARDS



TECHNICAL



ZDL7260ESC / ZDL7260ESCR

Escape lock – 72mm c/c



SS PS PVD

PRODUCT CODES

- ZDL7260ESS
- ZDL7260ESCP
- ZDL7260ESCPVD
- ZDL7260ESCRSS
- ZDL7260ESCRPS

KEY FEATURES

- 60mm backset
- Square & radius profile forends
- 22mm SS304 forend
- Anti-rattle strike
- Grip tight follower
- BS EN 179 : 2008

3 7 6 B 1 4 5 2 A B/D

- BS EN 12209 : 2003 Grade 3

3 X 8 1 0 G 2 B A 2 0

FINISHES AVAILABLE

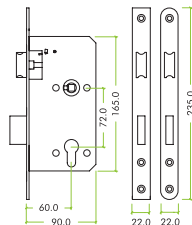


SS PS PVD

STANDARDS



TECHNICAL





**ZDL7260ST / ZDL7260STR**

Single throw euro sash lock – 72mm c/c

PRODUCT CODES

- ZDL7260STSS
- ZDL7260STRSS

KEY FEATURES

- 60mm backset
- Square & radius profile forends
- 22mm SS304 forend
- SS304 latch & deadbolt
- SS304 **single throw** deadbolt (20mm)
- Anti-rattle strike
- Grip tight follower
- BS EN 12209 : 2003 Grade 3

3 X 8 1 0 G 2 B C 2 0

FINISHES AVAILABLE

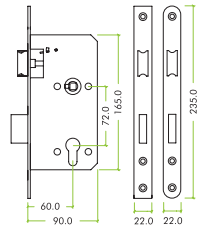


SS

STANDARDS



TECHNICAL



**ZDL0060ST / ZDL0060STR**

Single throw dead lock – 72mm c/c

PRODUCT CODES

- ZDL0060STSS
- ZDL0060STRSS

KEY FEATURES

- 60mm backset
- Square & radius profile forends
- 22mm SS304 forend
- SS304 **single throw** deadbolt (20mm)
- Anti-rattle strike
- BS EN 12209 : 2003 Grade 3

3 X 8 1 0 G 2 B C 0 0

FINISHES AVAILABLE

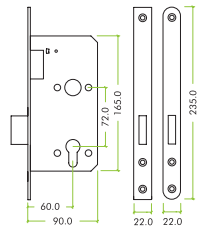


SS

STANDARDS



TECHNICAL



## LIFT TO LOCK SET

The Zoo Hardware lift to lock DIN lock outside appearance and operation is no different to any other bathroom lock. The inside lever handle presses down to release the latch bolt, whilst also lifting up to throw the dead bolt. This is illustrated by the included sign "lift handle to lock".



For use with ZCS030LL -  
RTD lift to lock lever (see page 034)

## ZDL7260LL / ZDL7260RL

DIN lift to lock - 72mm c/c

### PRODUCT CODES

- ZDL7260LLSS
- ZDL7260RLSS

### FOR USE WITH

- ZCS030LL (pg. 034)

### KEY FEATURES

- 60mm backset
- Square & radius profile forends
- 22mm SS304 forend
- SS304 latch & deadbolt
- Anti-rattle strike
- Grip tight follower
- Blind escutcheon & emergency release half set
- BS EN 12209 : 2003 Grade 3

3 | M | 8 | 1 | 0 | G | - | B | G | 2 | 0

### FINISHES AVAILABLE



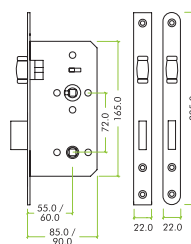
SS

### STANDARDS



CE 1121 *certifire*  
30 & 60 minutes

### TECHNICAL



## ZDR01

DIN rebate kit

### PRODUCT CODES

- ZDR01SS

### FINISHES AVAILABLE



SS



## ZRD0060LSS / ZRD0060LRSS

Roller DIN latch – 72mm c/c

**PRODUCT CODES**

- ZRD0060LSS
- ZRD0060LRSS

**KEY FEATURES**

- 90mm case size
- 60mm backset
- Square & radius profile forends
- 22mm SS304 forend
- SS304 rollerbolt
- Anti-rattle strike
- Grip tight follower
- BS EN 12209 : 2003 Grade 3

3 M 8 1 0 G - B 0 2 0

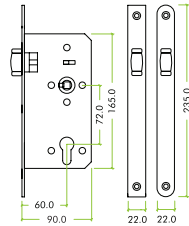
**FINISHES AVAILABLE**

- SS

**STANDARDS**



**TECHNICAL**



## ZRD7260SS / ZRD7260RSS

Roller sash lock – 72mm c/c

**PRODUCT CODES**

- ZRD7260SS
- ZRD7260RSS

**KEY FEATURES**

- 90mm case size
- 60mm backset
- Square & radius profile forends
- 22mm SS304 forend
- SS304 rollerbolt & deadbolt
- Anti-rattle strike
- Grip tight follower
- BS EN 12209 : 2003 Grade 3

3 M 8 1 0 G 2 B C 2 0

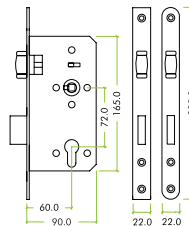
**FINISHES AVAILABLE**

- SS

**STANDARDS**



**TECHNICAL**





## ZRD7860SS / ZRD7860RSS

Roller bathroom lock - 78mm c/c

### PRODUCT CODES

- ZRD7860SS
- ZRD7860RSS

### KEY FEATURES

- 90mm case size
- 60mm backset
- Square & radius profile forends
- 22mm SS304 forend
- SS304 rollerbolt & deadbolt
- Anti-rattle strike
- Grip tight follower
- BS EN 12209 : 2003 Grade 3

3 M 8 1 0 G - 8 G 2 0

### FINISHES AVAILABLE



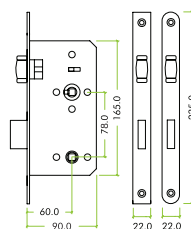
SS

### STANDARDS



CE 1121 certifire 30 & 60 minutes

### TECHNICAL



## ZLAP22

Spare double strike to suit roller DIN

### PRODUCT CODES

- ZLAP22SS

### KEY FEATURES

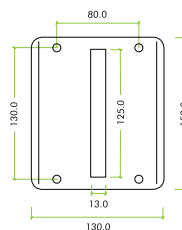
- 130 x 150mm

### FINISHES AVAILABLE




SS

### TECHNICAL



**INTUMESCENT FIRE SEALS**

Our locks and hinges that have been tested to Certifire have been tested with monoammonium phosphate intumescent material. To keep compliance with the Certifire standard, it is recommended to follow this specification. For 30 minute doors use 1mm thick intumescent material and for 60 minute doors use 2mm thick intumescent material.




**ZID5530 / ZID6030**

Self-adhesive intumescent pads for use with 72 x 55mm and 72 x 60mm DIN locks to suit 30 minute fire doors – 1mm interdens

PRODUCT CODES

- ZID5530
- ZID6030

ZDL



**ZID5560 / ZID6060**

Self-adhesive intumescent pads for use with 72 x 55mm and 72 x 60mm DIN locks to suit 60 minute fire doors – 2mm interdens

PRODUCT CODES

- ZID5560
- ZID6060

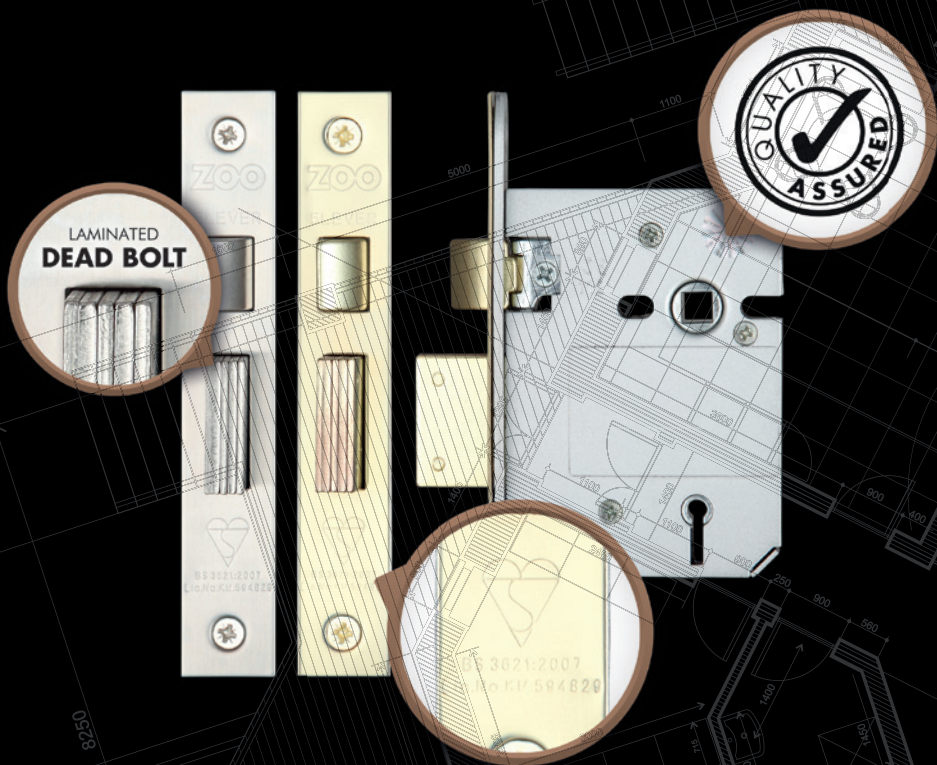
## ADDITIONAL ACCESSORIES

- ZDL01 Spare cylinder screws for sash locks
- ZLAP20SS Spare extended tongue 50mm anti-rattle strike for DIN sash & bath' locks (square) - Satin stainless
- ZLAP20PS Spare extended tongue 50mm anti-rattle strike for DIN sash & bath' locks (square) - Polished stainless
- ZLAP20RSS Spare extended tongue 50mm anti-rattle strike for DIN sash & bath' locks (radius) - Satin stainless
- ZLAP20RPS Spare extended tongue 50mm anti-rattle strike for DIN sash & bath' locks (radius) - Polished stainless
- ZLAP21RSS Spare extended tongue 50mm anti-rattle strikes for DIN latch (radius) - Satin stainless
- ZLAP21RPS Spare extended tongue 50mm anti-rattle strikes for DIN latch (radius) - Polished stainless
- ZLAP30SS Spare anti-rattle strike for DIN sash & bath' locks (square)
- ZLAP30RSS Spare anti-rattle strike for DIN sash & bath' locks (radius)
- ZLAP31SS Spare strike for DIN dead locks (square)
- ZLAP31SS Spare strike for DIN dead locks (radius)
- ZLAP33SS Spare strike 40mm anti-rattle for DIN latch (square)
- ZLAP33RSS Spare strike 40mm anti-rattle for DIN latch (radius)
- ZDB3 Spare dust box to suit ZDL sash locks - black
- ZSP05 Spare spindle to suit ZDL night latch
- ZSP10 Spare split spindle to suit DIN escape lock, 120mm long
- ZSP11 Spare split spindle to suit DIN escape lock, 140mm long
- ZSP13 Spare grub screw to suit DIN escape lock

# ZBS / ZUK / ZUR ZSC / ZDC / ZBC

Locks & accessories

British Standard, UK, replacement and contract lock products which have been BS EN 12209 Grade 2, CE and FD 30/60 Certifire tested. Backsets from 44.5mm to 127mm are available.




**FEATURED PRODUCT**  
**ZBSS76**



### ZBSS64 / ZBSS76

British Standard 5 lever sash lock



**PRODUCT CODES**

- ZBSS64SS
  - ZBSS64PVD
  - ZBSS76SS
  - ZBSS76PVD
  - ZBSS64SSKA25
  - ZBSS64PVDKA25
  - ZBSS76SSKA25
  - ZBSS76PVDKA25
- Keyed Alike

**KEY FEATURES**

- Tested to BS 3621 : 2007
- BSI kitemarked
- Laminated deadbolt
- Keyed Alike available
- 2 x brass keys included

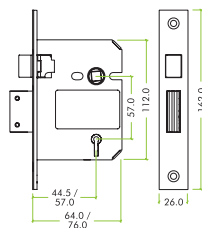
**FINISHES AVAILABLE**



**STANDARDS**




**TECHNICAL**



### ZBSD64 / ZBSD76

British Standard 5 lever dead lock



**PRODUCT CODES**

- ZBSD64SS
  - ZBSD64PVD
  - ZBSD76SS
  - ZBSD76PVD
  - ZBSD64SSKA25
  - ZBSD64PVDKA25
  - ZBSD76SSKA25
  - ZBSD76PVDKA25
- Keyed Alike

**KEY FEATURES**

- Tested to BS 3621 : 2007
- BSI kitemarked
- Laminated deadbolt
- Keyed Alike available
- 2 x brass keys included

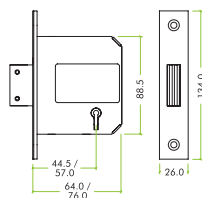
**FINISHES AVAILABLE**



**STANDARDS**



**TECHNICAL**



## ZBSCS67 / ZBSCS80

British Standard 5 lever Chubb retro-fit roller sash lock



### PRODUCT CODES

- ZBSCS67SS
  - ZBSCS67PVD
  - ZBSCS80SS
  - ZBSCS80PVD
  - ZBSCS67SSKA36
  - ZBSCS67PVDKA36
  - ZBSCS80SSKA36
  - ZBSCS80PVDKA36
- Keyed Alike

### KEY FEATURES

- Tested to BS 3621 : 2007
- BSI kitemarked
- Roller latch
- Solid brass deadbolt
- Keyed Alike available
- 2 x brass keys included

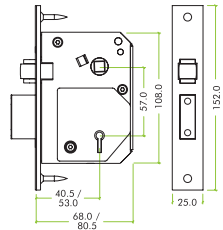
### FINISHES AVAILABLE



### STANDARDS



### TECHNICAL



## ZBSCD67 / ZBSCD80

British Standard 5 lever Chubb retro-fit dead lock



### PRODUCT CODES

- ZBSCD67SS
  - ZBSCD67PVD
  - ZBSCD80SS
  - ZBSCD80PVD
  - ZBSCD80SSKA36
  - ZBSCD80PVDKA36
  - ZBSCD67SSKA36
  - ZBSCD67PVDKA36
- Keyed Alike

### KEY FEATURES

- Tested to BS 3621 : 2007
- BSI kitemarked
- Solid brass deadbolt
- Keyed Alike available
- 2 x brass keys included

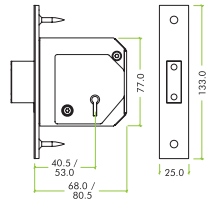
### FINISHES AVAILABLE



### STANDARDS



### TECHNICAL



## ADDITIONAL ACCESSORIES

- ZBSR01SS British Standard sash lock rebate kit - Satin stainless
  - ZBSR01EB British Standard sash lock rebate kit - Electro brass
  - ZBSR01BLK British Standard sash lock rebate kit - Black
  - ZBSR02SS British Standard dead lock rebate kit - Satin stainless
  - ZBSR02EB British Standard dead lock rebate kit - Electro brass
  - ZBSR02BLK British Standard dead lock rebate kit - Black
  - ZBSK01 British Standard blank key
  - ZBSL01 British Standard lock levers
  - ZBSL02 British Standard lock levers
  - ZBSL03 British Standard lock levers
  - ZBSL04 British Standard lock levers
  - ZBSL05 British Standard lock levers
  - ZBSL06 British Standard lock levers
  - ZBSL07 British Standard lock levers
  - ZBSL08 British Standard lock levers
  - ZBSW British Standard lever washer
  - ZBSK01 British Standard spare blank key
  - ZBSESCSS British Standard 5 lever dead lock escutcheon - Satin stainless
  - ZBSECPVD British Standard 5 lever dead lock escutcheon - PVD brass
- 
- ZBSCR01SS British Standard Chubb retro-fit sash lock rebate kit - Satin stainless
  - ZBSCR01PVD British Standard Chubb retro-fit sash lock rebate kit - PVD brass
  - ZBSCR02SS British Standard Chubb retro-fit dead lock rebate kit - Satin stainless
  - ZBSCR02PVD British Standard Chubb retro-fit dead lock rebate kit - PVD brass
  - ZBSCK01 British Standard Chubb retro-fit blank key
  - ZBSCL01 British Standard Chubb retro-fit lock lever
  - ZBSCL02 British Standard Chubb retro-fit lock lever
  - ZBSCL03 British Standard Chubb retro-fit lock lever
  - ZBSCL04 British Standard Chubb retro-fit lock lever
  - ZBSCL05 British Standard Chubb retro-fit lock lever
  - ZBSCL06 British Standard Chubb retro-fit lock lever
  - ZBSCL07 British Standard Chubb retro-fit lock lever
  - ZBSCL08 British Standard Chubb retro-fit lock lever
  - ZBSCW British Standard Chubb retro-fit lever washer
  - ZBSESCSS British Standard 5 lever dead lock escutcheon - Satin stainless
  - ZBSECPVD British Standard 5 lever dead lock escutcheon - PVD brass

## ZUKS564 / ZUKS576

5 lever sash lock – 57mm c/c



### PRODUCT CODES

- ZUKS564SS
- ZUKS564PVD
- ZUKS576SS
- ZUKS576PVD

- ZUKS564SSKA78
- ZUKS564PVDKA78
- ZUKS576SSKA78
- ZUKS576PVDKA78

Keyed Alike

### KEY FEATURES

- Solid brass latch & deadbolt
- Sintered steel follower
- Short travel latch function
- Grip tight spring follower
- Includes plastic back box
- Keyed Alike available
- 2 x brass keys included
- BS EN 12209 : 2003 Grade 2

2 H 8 1 0 G 2 B D 2 B

### FINISHES AVAILABLE



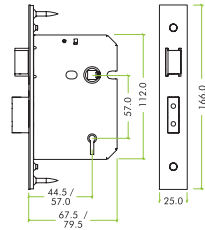
SS PVD

### STANDARDS



CE 1121 *certifire*  
30 & 60 minutes

### TECHNICAL



## ZUKS364 / ZUKS376

3 lever sash lock – 57mm c/c



### PRODUCT CODES

- ZUKS364SS
- ZUKS364PVD
- ZUKS376SS
- ZUKS376PVD

- ZUKS364SSKA
- ZUKS376SSKA

Keyed Alike

### KEY FEATURES

- Solid brass latch & deadbolt
- Sintered steel follower
- Short travel latch function
- Grip tight spring follower
- Includes plastic back box
- Keyed Alike available
- 2 x brass keys included
- BS EN 12209 : 2003 Grade 2

2 H 8 1 0 G 2 B D 2 A

### FINISHES AVAILABLE



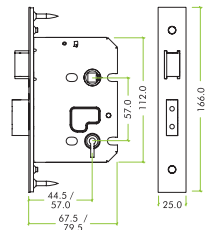
SS PVD

### STANDARDS




CE 1121 *certifire*  
30 & 60 minutes

### TECHNICAL



### ZUKS64EP / ZUKS76EP

Euro sash lock – 47.5mm c/c



**PRODUCT CODES**

- ZUKS64EPSS
- ZUKS64EPPVD
- ZUKS76EPSS
- ZUKS76EPPVD

**KEY FEATURES**

- Solid brass latch & deadbolt
- Sintered steel follower
- Short travel latch function
- Grip tight spring follower
- Includes plastic back box
- BS EN 12209 : 2003 Grade 2

2 H 8 1 0 G 2 B A 2 0

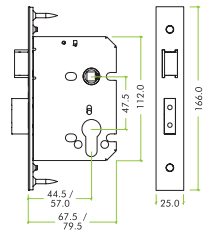
**FINISHES AVAILABLE**



**STANDARDS**




**TECHNICAL**



### ZUKS64OP / ZUKS76OP

Oval sash lock – 48.5mm c/c



**PRODUCT CODES**

- ZUKS64OPSS
- ZUKS64OPPVD
- ZUKS76OPSS
- ZUKS76OPPVD

**KEY FEATURES**

- Solid brass latch & deadbolt
- Sintered steel follower
- Short travel latch function
- Grip tight spring follower
- Includes plastic back box
- BS EN 12209 : 2003 Grade 2

2 H 8 1 0 G 2 B A 2 0

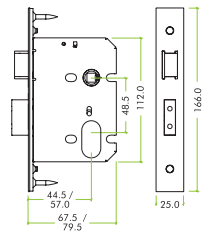
**FINISHES AVAILABLE**



**STANDARDS**



**TECHNICAL**



ZUK

## ZUKD564 / ZUKD576

5 lever dead lock



PRODUCT CODES

- ZUKD564SS
  - ZUKD564PVD
  - ZUKD576SS
  - ZUKD576PVD
  - ZUKD564SSKA78
  - ZUKD564PVDKA78
  - ZUKD576SSKA78
  - ZUKD576PVDKA78
- Keyed Alike

KEY FEATURES

- Solid brass deadbolt
- Sintered steel follower
- Includes plastic back box
- Keyed Alike available
- 2 x brass keys included
- BS EN 12209 : 2003 Grade 2

2 H 8 1 0 G 2 B D 0 B

FINISHES AVAILABLE

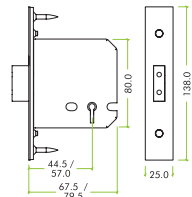


SS PVD

STANDARDS



TECHNICAL



## ZUKD364 / ZUKD376

3 lever dead lock



PRODUCT CODES

- ZUKD364SS
  - ZUKD364PVD
  - ZUKD376SS
  - ZUKD376PVD
  - ZUKD364SSKA
  - ZUKD376SSKA
- Keyed Alike

KEY FEATURES

- Solid brass deadbolt
- Sintered steel follower
- Includes plastic back box
- Keyed Alike available
- 2 x brass keys included
- BS EN 12209 : 2003 Grade 2

2 H 8 1 0 G 2 B D 0 A

FINISHES AVAILABLE

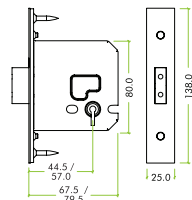


SS PVD

STANDARDS



TECHNICAL



## ZUKD64EP / ZUKD76EP

Euro dead lock



**PRODUCT CODES**

- ZUKD64EPSS
- ZUKD64EPPVD
- ZUKD76EPSS
- ZUKD76EPPVD

**KEY FEATURES**

- Solid brass deadbolt
- Sintered steel follower
- Includes plastic back box
- BS EN 12209 : 2003 Grade 2

2 H 8 1 0 G 2 B A 0 0

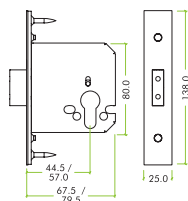
**FINISHES AVAILABLE**



**STANDARDS**



**TECHNICAL**



## ZUKD64OP / ZUKD76OP

Oval dead lock



**PRODUCT CODES**

- ZUKD64OPSS
- ZUKD64OPPVD
- ZUKD76OPSS
- ZUKD76OPPVD

**KEY FEATURES**

- Solid brass deadbolt
- Sintered steel follower
- Includes plastic back box
- BS EN 12209 : 2003 Grade 2

2 H 8 1 0 G 2 B A 0 0

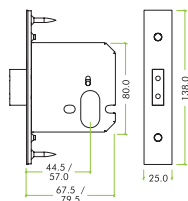
**FINISHES AVAILABLE**



**STANDARDS**



**TECHNICAL**



**ZUK**



## ZUKFD64 / ZUKFD76 / ZUKFD102

Flat dead lock

### PRODUCT CODES

- ZUKFD64SS
- ZUKFD64PVD
- ZUKFD76SS
- ZUKFD76PVD
- ZUKFD102SS
- ZUKFD102PVD

### KEY FEATURES

- Solid brass deadbolt
- Sintered steel follower
- Grip tight spring follower
- Includes plastic back box
- BS EN 12209 : 2003 Grade 2

2 H 8 1 0 G 2 B G 0 0

### FINISHES AVAILABLE



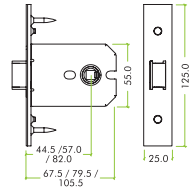
SS PVD

### STANDARDS



**CE 1121** *certifire*  
30 & 60 minutes

### TECHNICAL



## ZUKF64 / ZUKF76 / ZUKF102

Flat latch

### PRODUCT CODES

- ZUKF64SS
- ZUKF64PVD
- ZUKF76SS
- ZUKF76PVD
- ZUKF102SS
- ZUKF102PVD

### KEY FEATURES

- Solid brass latch
- Sintered steel follower
- Short travel latch function
- Grip tight spring follower
- Includes plastic back box
- BS EN 12209 : 2003 Grade 2

2 H 8 1 0 G - B 0 2 0

### FINISHES AVAILABLE



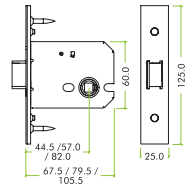
SS PVD

### STANDARDS



**CE 1121** *certifire*  
30 & 60 minutes

### TECHNICAL







### ZUKB64 / ZUKB76

Bathroom lock – 57mm c/c

**PRODUCT CODES**

- ZUKB64SS
- ZUKB64PVD
- ZUKB76SS
- ZUKB76PVD

**KEY FEATURES**

- Solid brass latch & deadbolt
- Sintered steel follower
- Short travel latch function
- Grip tight spring follower
- Includes plastic back box
- BS EN 12209 : 2003 Grade 2

Z H 8 1 0 G - B G 2 0

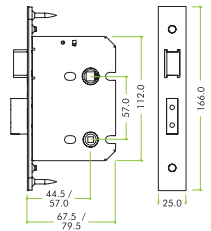
**FINISHES AVAILABLE**



**STANDARDS**



**TECHNICAL**



### ZUKU64 / ZUKU76

Upright latch

**PRODUCT CODES**

- ZUKU64SS
- ZUKU64PVD
- ZUKU76SS
- ZUKU76PVD

**KEY FEATURES**

- Solid brass latch
- Sintered steel follower
- Short travel latch function
- Grip tight spring follower
- Includes plastic back box
- BS EN 12209 : 2003 Grade 2

Z H 8 1 0 G - B 0 2 0

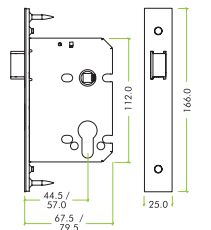
**FINISHES AVAILABLE**




**STANDARDS**



**TECHNICAL**



ZUK



**ZUKH127 / ZUKH152**

Horizontal latch

PRODUCT CODES

- ZUKH127SS
- ZUKH127PVD
- ZUKH152SS
- ZUKH152PVD


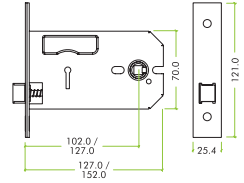
KEY FEATURES

- Solid brass latch
- Easy latch reversal

FINISHES AVAILABLE



TECHNICAL



**ZUKH152EP**

Euro horizontal lock

PRODUCT CODES

- ZUKH152EPSS
- ZUKH152EPPVD

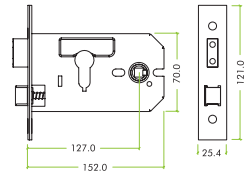
KEY FEATURES

- Solid brass latch & deadbolt
- Easy latch reversal

FINISHES AVAILABLE




TECHNICAL



### ZUKH3127 / ZUKH3152

3 lever horizontal lock



**PRODUCT CODES**

- ZUKH3127SS
- ZUKH3127PVD
- ZUKH3152SS
- ZUKH3152PVD
- ZUKH3127SSKA379
- ZUKH3152SSKA379

Keyed Alike

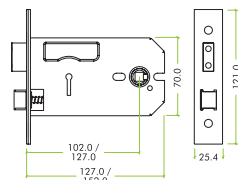
**KEY FEATURES**

- Solid brass latch & deadbolt
- Easy latch reversal
- Keyed Alike available
- ZZ301 – 400 keys for horizontal and replacement locks included
- 2 x brass keys included

**FINISHES AVAILABLE**



**TECHNICAL**



### ZUKHB127 / ZUKHB152

Horizontal bathroom lock



**PRODUCT CODES**

- ZUKHB127SS
- ZUKHB127PVD
- ZUKHB152SS
- ZUKHB152PVD

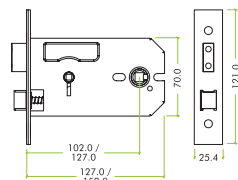
**KEY FEATURES**

- Solid brass latch & deadbolt
- Easy latch reversal

**FINISHES AVAILABLE**



**TECHNICAL**





## ZURS364 / ZURS376

3 lever UK replacement sash lock

### PRODUCT CODES

- ZURS364SS
  - ZURS364PVD
  - ZURS376SS
  - ZURS376PVD
  - ZURS364SSKA
  - ZURS376SSKA
- Keyed Alike

### KEY FEATURES

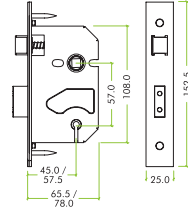
- Solid brass latch & deadbolt
- Retro fit replacement lock
- Keyed Alike available
- ZZ301 – 400 keys for horizontal and replacement locks included
- 2 x brass keys included

### FINISHES AVAILABLE



SS PVD

### TECHNICAL



## ZURD364 / ZURD376

3 lever UK replacement dead lock

### PRODUCT CODES

- ZURD364SS
  - ZURD364PVD
  - ZURD376SS
  - ZURD376PVD
  - ZURD376SSKA
  - ZURD364SSKA
- Keyed Alike

### KEY FEATURES

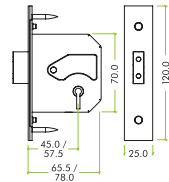
- Solid brass deadbolt
- Retro fit replacement lock
- Keyed Alike available
- ZZ301 – 400 keys for horizontal and replacement locks included
- 2 x brass keys included

### FINISHES AVAILABLE



SS PVD

### TECHNICAL



**ZURNL64 / ZURNL76**

UK replacement night latch



PRODUCT CODES

- ZURNL64SS
- ZURNL64PVD
- ZURNL76SS
- ZURNL76PVD

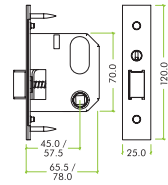
KEY FEATURES

- Solid brass latch
- Retro fit replacement lock

FINISHES AVAILABLE

-  SS
-  PVD

TECHNICAL



**ZURNLT**

UK replacement night latch turn & release



PRODUCT CODES

- ZURNLT
- ZURNLTSC

KEY FEATURES

- 45 x 2mm rose

FINISHES AVAILABLE

-  PB
-  SC

# ZSC / ZDC / ZBC

British Standard, UK, replacement & contract locks

Contract locks



## ZSC364 / ZSC376

3 lever contract sash lock

### PRODUCT CODES

- ZSC364PVD
- ZSC364SS
- ZSC364FB
- ZSC364PCB
- ZSC364SSKA
- ZSC376PVD
- ZSC376SS
- ZSC376FB
- ZSC376PCB
- ZSC376SSKA

### KEY FEATURES

- BS EN 1634-1
- 57mm c/c

### STANDARDS



### FINISHES AVAILABLE



## ZDC364 / ZDC376

3 lever contract dead lock

### PRODUCT CODES

- ZDC364EB
- ZDC364NP
- ZDC376EB
- ZDC376NP

### KEY FEATURES

- Solid brass deadbolt

### STANDARDS



### FINISHES AVAILABLE



## ZBC64 / ZBC76

Contract bathroom lock

### PRODUCT CODES

- ZBC64PVD
- ZBC64FB
- ZBC64PCB
- ZBC64PS
- ZBC64SS
- ZBC64RPVD
- ZBC64RSS
- ZBC76PVD
- ZBC76FB
- ZBC76PCB
- ZBC76PS
- ZBC76SS
- ZBC76RPVD
- ZBC76RSS


### KEY FEATURES

- BS EN 1634-1
- 57mm c/c

### STANDARDS



### FINISHES AVAILABLE





ZZ300

### Z300

3L blank key for UK locks

PRODUCT CODES

- Z300

### Z301 - 400

3L cut keys for UK locks

PRODUCT CODES

- Z301-400

### Z500

5L blank key for UK locks

PRODUCT CODES

- Z500



ZLSC1

### ZZ300

3L blank keys for horizontal & UK replacement locks

PRODUCT CODES

- ZZ300

### ZZ301 - 400

3L cut keys for horizontal & UK replacement locks

PRODUCT CODES

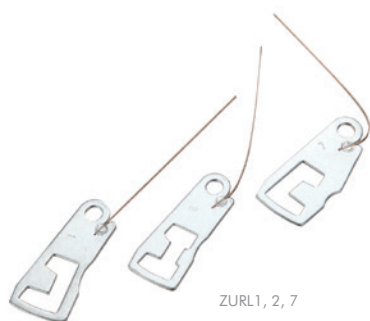
- ZZ301-400

### ZLSC

Key blank for ZSC 3 lever locks

PRODUCT CODES

- ZLSC1 (Right hand)
- ZLSC2 (Left hand)



ZURL1, 2, 7

## ADDITIONAL ACCESSORIES

- ZUKR01EB UK sash lock rebate kit - Electro brass
- ZUKR01SN UK sash lock rebate kit - Satin nickel
- ZUKR02SS UK dead lock rebate kit - Satin stainless
- ZUKR02PVD UK dead lock rebate kit - PVD brass
- ZUKR03SS UK horizontal lock rebate kit - Satin stainless
- ZUKR03PVD UK horizontal lock rebate kit - PVD brass
- ZUKR04SS UK flat latch rebate kit - Satin stainless
- ZUKR04PVD UK flat latch rebate kit - PVD brass
- ZBCR01PS Rebate kit to suit contract sash / bathroom lock - Polished stainless
- ZBCR01PVD Rebate kit to suit contract sash / bathroom lock - PVD brass
- ZBCR01SS Rebate kit to suit contract sash / bathroom lock - Satin stainless
- ZLAP10FSS Acc pack for UK sash locks – unbranded forend
- ZLAP10SS Acc pack for UK sash & bath' locks – w/ forend, strike & fixings - Satin stainless (square)
- ZLAP10PS Acc pack for UK sash & bath' locks – w/ forend, strike & fixings - Polished stainless (square)
- ZLAP10PVD Acc pack for UK sash & bath' locks – w/ forend, strike & fixings - PVD brass (square)
- ZLAP10RSS Acc pack for UK sash & bath' locks – w/ forend, strike & fixings - Satin stainless (radius)
- ZLAP10RPS Acc pack for UK sash & bath' locks – w/ forend, strike & fixings - Polished stainless (radius)
- ZLAP10RPVD Acc pack for UK sash & bath' locks – w/ forend, strike & fixings - PVD brass (radius)
- ZLAP11SS Acc pack for dead locks – w/ forend, strike & fixings - Satin stainless (square)
- ZLAP11PS Acc pack for dead locks – w/ forend, strike & fixings - Polished stainless (square)
- ZLAP11PVD Acc pack for dead locks – w/ forend, strike & fixings - PVD brass (square)
- ZLAP11RSS Acc pack for dead locks – w/ forend, strike & fixings - Satin stainless (radius)
- ZLAP11RPVD Acc pack for dead locks – w/ forend, strike & fixings - PVD brass (radius)
- ZLAP12FSS Acc pack for UK upright latch – unbranded forend
- ZLAP12RSS Acc pack for UK upright latch – w/ radius forend - Satin stainless
- ZLAP12RPVD Acc pack for UK upright latch – w/ radius forend - PVD brass
- ZLAP13RSS Acc pack for UK flat latch – w/ radius forend, strike & fixings - Satin stainless
- ZLAP13RPVD Acc pack for UK flat latch – w/ radius forend, strike & fixings - PVD brass
- ZLAP14RSS Acc pack for UK flat dead – w/ radius forend, strike & fixings - Satin stainless
- ZLAP14RPVD Acc pack for UK flat dead – w/ radius forend, strike & fixings - PVD brass
- ZLAP15RSS Spare extended tongue for UK locks – w/ fixings - Satin stainless
- ZLAP15RPVD Spare extended tongue for UK locks – w/ fixings - PVD brass
- ZLAP16RSS Acc pack for UK H' 3L locks – w/ forend, strike & fixings - Satin stainless
- ZLAP16RPS Acc pack for UK H' 3L locks – w/ forend, strike & fixings - Polished stainless
- ZLAP16RPVDN Acc pack for UK H' 3L locks – w/ forend, strike & fixings - PVD nickel
- ZLAP16BCP Acc pack for UK H' 3L locks – w/ forend, strike & fixings - Polished chrome (Blank)
- ZLAP16BFB Acc pack for UK H' 3L locks – w/ forend, strike & fixings - Florentine bronze (Blank)



## ADDITIONAL ACCESSORIES

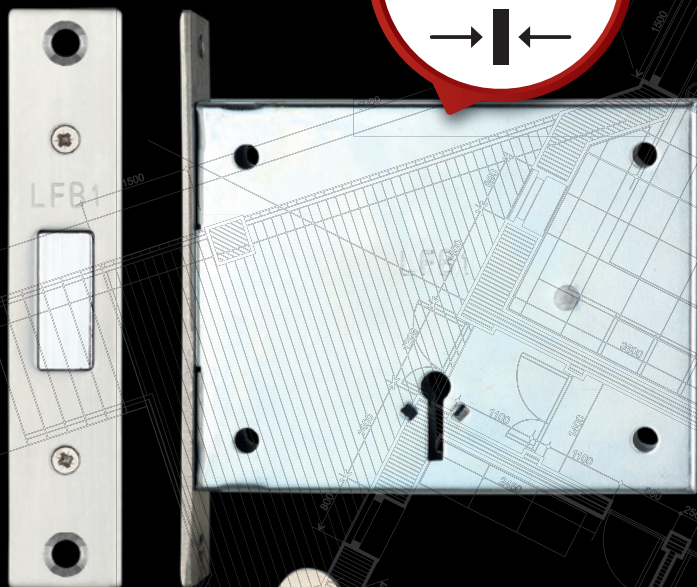
- ZLAP16BPB Acc pack for UK H' 3L locks – w/ forend, strike & fixings - Polished brass (Blank)
- ZLAP16BPN Acc pack for UK H' 3L locks – w/ forend, strike & fixings - Polished nickel (Blank)
- ZLAP16BSC Acc pack for UK H' 3L locks – w/ forend, strike & fixings - Satin chrome (Blank)
- ZLAP17SS Acc pack for UK H' latches – w/ forend, strike & fixings - Satin stainless
- ZLAP17PS Acc pack for UK H' latches – w/ forend, strike & fixings - Polished stainless
- ZLAP17PB Acc pack for UK H' latches – w/ forend, strike & fixings - Polished brass
- ZLAP17PVDN Acc pack for UK H' latches – w/ forend, strike & fixings - PVD nickel
- ZLAP17BCP Acc pack for UK H' latches – w/ forend, strike & fixings - Polished chrome (Blank)
- ZLAP17BFB Acc pack for UK H' latches – w/ forend, strike & fixings - Florentine bronze (Blank)
- ZLAP17BPB Acc pack for UK H' latches – w/ forend, strike & fixings - Polished brass (Blank)
- ZLAP17BPN Acc pack for UK H' latches – w/ forend, strike & fixings - Polished nickel (Blank)
- ZLAP17BSC Acc pack for UK H' latches – w/ forend, strike & fixings - Satin chrome (Blank)
- ZLAP18SS Acc pack for UK H' 3L locks – w/ forend
- ZLAP19SS Acc pack for UK H' latches – w/ forend
- ZUKL1 Architectural UK lock levers
- ZUKL2 Architectural UK lock levers
- ZUKL3 Architectural UK lock levers
- ZUKL4 Architectural UK lock levers
- ZUKL5 Architectural UK lock levers
- ZUKL6 Architectural UK lock levers
- ZUKL7 Architectural UK lock levers
- ZURL1 3 lever UK replacement levers
- ZURL2 3 lever UK replacement levers
- ZURL3 3 lever UK replacement levers
- ZURL4 3 lever UK replacement levers
- ZURL5 3 lever UK replacement levers
- ZURL6 3 lever UK replacement levers
- ZURL7 3 lever UK replacement levers
- ZURW 3 lever UK replacement washers
- SP41 Spare flat strike plate for flat latches and dead locks – ss201
- SP43 Spare flat strike plate for flat latches and dead locks – ss304
- ZDB1 Spare dust box to suit ZBC locks
- ZUKSP01 Spare lever pack for ZUK 3L dead lock – 7 levers per pack

# ZFB

Fire brigade locks

The London Fire Brigade locks are designed for use on doors and cupboards where emergency access is required by use of the common London Fire Brigade key.


**KEY  
OPERATED  
FROM BOTH  
SIDES**



**KEYS SOLD  
SEPARATELY**



**FEATURED PRODUCT**  
**ZFB1**



## ZFB1

London fire brigade mortice dead lock

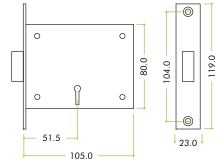
### PRODUCT CODES

- ZFB01

### KEY FEATURES

- FB1 mortice dead lock
- Key operated from both sides
- FB1 key not included, sold separately
- Case size height: 80mm
- Case size length: 102mm
- Case thickness: 15mm
- Backset: 51mm

### TECHNICAL



### FINISHES AVAILABLE



## ZFB2

London fire brigade mortice dead lock

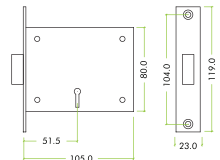
### PRODUCT CODES

- ZFB02

### KEY FEATURES

- FB2 mortice dead lock
- Key operated from both sides
- FB2 key not included, sold separately
- Case size height: 80mm
- Case size length: 102mm
- Case thickness: 15mm
- Backset: 51mm

### TECHNICAL



### FINISHES AVAILABLE



## ZFB1K / ZFB2K

London fire brigade mortice dead lock key

### PRODUCT CODES

- ZFB1K
- ZFB2K

### KEY FEATURES


- For use with ZFB1 & ZFB2  
London fire brigade mortice  
dead locks

**ZTLKA / ZTD  
ZTB / ZRL / ZRB**

Tubular latches & tubular dead bolts

A range of tubular latches, tubular deadbolts, roller latches, rack bolts and accompanying accessories available in up to four finishes.

**STRIKES**  
& accessories  
included



**GUIDED**  
LATCH BOLT



**H/D**  
Heavy-duty dual spring



**FEATURED PRODUCT**  
**ZTLKA76HD**



ZTLKA76SS



ZTLKA76BDS



ZTLKA76RSS

**ZTLKA64 / 76 / 102 / 127 / 152**

Tubular latch

PRODUCT CODES

- ZTLKA64SS
- ZTLKA76SS
- ZTLKA102SS
- ZTLKA127SS
- ZTLKA152SS

- ZTLKA64BDS  
Body only
- ZTLKA76BDS  
Radius forend
- ZTLKA76RSS



STANDARDS



FINISHES AVAILABLE



KEY FEATURES

- BS EN 1634-1
- 2.5", 3", 4", 5", 6" available
- Tubular bolt through latch
- Guided latch bolt
- Adjustable strike
- Bodies only available (BDS)
- Radius forend available (RSS)



**ZTLKA76HD**

Heavy duty tubular latch

PRODUCT CODES

- ZTLKA76HD

KEY FEATURES

- BS EN 1634-1
- Tubular bolt through latch
- Guided latch bolt
- Adjustable strike
- Heavy duty dual spring

STANDARDS



FINISHES AVAILABLE



# ZTD / ZTB

Tubular latches & tubular dead bolts

Tubular latches



ZTDA76SS



ZTDA76BDS

## ZTDA64 / 76 / 102 / 127 / 152

Tubular deadbolt

### PRODUCT CODES

- ZTDA64SS
- ZTDA76SS
- ZTDA102SS
- ZTDA127SS
- ZTDA152SS

- ZTDA64BDS
  - ZTDA76BDS
- Body only



### KEY FEATURES

- BS EN 1634-1
- 2.5", 3", 4", 5", 6" available
- Tubular bolt through deadbolt
- Bodies only available (BDS)

### STANDARDS



### FINISHES AVAILABLE



SS

## ZTB64 / ZTB76

Contract tubular bolt through latch

### PRODUCT CODES

- ZTB64SS
- ZTB64PS
- ZTB64PVD
- ZTB64RSS

- ZTB76SS
- ZTB76PS
- ZTB76PVD

- ZTB76RSS
  - ZTB76RPVD
- Radius forend

### KEY FEATURES

- BS EN 1634-1
- Adjustable strike
- Radius forend available (RSS / RPVD)

### STANDARDS




### FINISHES AVAILABLE




SS

PS

PVD



ZTB76PVD



ZRL76PVD

**ZRL76**

## Adjustable roller latch

## PRODUCT CODES

- ZRL76SS
- ZRL76PSS
- ZRL76PVD
- ZRL76PN

## FINISHES AVAILABLE



SS PS PVD PN

**ADDITIONAL ACCESSORIES**

- ZTRC01EB Contract tubular rebate kit - Electro brass
- ZTRC01NP Contract tubular rebate kit - Nickel plate
- ZLAP01FB Spare acc pk for heavy duty tubular latch - Florentine bronze
- ZLAP01PCB Spare acc pk for heavy duty tubular latch - Powder coat black
- ZLAP01PSS Spare acc pk for heavy duty tubular latch - Polished stainless steel
- ZLAP01PVD Spare acc pk for heavy duty tubular latch - PVD brass
- ZLAP01PVDN Spare acc pk for heavy duty tubular latch - PVD nickel
- ZLAP01RFB Spare radius acc pk for heavy duty tubular latch - Florentine bronze (Radius)
- ZLAP01RPCB Spare radius acc pk for heavy duty tubular latch - Powder coat black (Radius)
- ZLAP01RPSS Spare radius acc pk for heavy duty tubular latch - Polished stainless steel (Radius)
- ZLAP01RPVD Spare radius acc pk for heavy duty tubular latch - PVD brass (Radius)
- ZLAP01RSS Spare radius acc pk for heavy duty tubular latch - Satin stainless (Radius)
- ZLAP01SS Spare acc pk for heavy duty tubular latch - Satin stainless
- ZLAP02FB Spare acc pk for heavy duty tubular deadbolts - Florentine bronze
- ZLAP02PCB Spare acc pk for heavy duty tubular deadbolts - Powder coat black
- ZLAP02PSS Spare acc pk for heavy duty tubular deadbolts - Polished stainless steel
- ZLAP02PVD Spare acc pk for heavy duty tubular deadbolts - PVD brass
- ZLAP02PVDN Spare acc pk for heavy duty tubular deadbolts - PVD nickel
- ZLAP02RPSS Spare radius acc pk for heavy duty tubular deadbolts - Polished stainless steel (Radius)
- ZLAP02RPVD Spare radius acc pk for heavy duty tubular deadbolts - PVD brass (Radius)
- ZLAP02RSS Spare radius acc pk for heavy duty tubular deadbolts - Satin stainless (Radius)
- ZLAP02SS Spare acc pk for heavy duty tubular deadbolts - Satin stainless
- ZLAP06FB Spare extended tongue strikes to suit ZTLKA tubular latches - Florentine bronze
- ZLAP06PCB Spare extended tongue strikes to suit ZTLKA tubular latches - Powder coat black
- ZLAP06PSS Spare extended tongue strikes to suit ZTLKA tubular latches - Polished stainless steel
- ZLAP06PVD Spare extended tongue strikes to suit ZTLKA tubular latches - PVD brass
- ZLAP06RSS Spare extended tongue strikes to suit ZTLKA tubular latches - Strike only no box/screw
- ZLAP06SS Spare extended tongue strikes to suit ZTLKA tubular latches - Satin stainless

**ZRB01**

37mm rack bolts

## PRODUCT CODES

- ZRB01CP
- ZRB01SC
- ZRB01EB
- ZRB01PCW
- ZRB01PCB

## KEY FEATURES

- 17mm c/c

## FINISHES AVAILABLE

**ZRB02**

61mm rack bolts

## PRODUCT CODES

- ZRB02CP
- ZRB02SC
- ZRB02EB
- ZRB02PCW
- ZRB02PCB

## KEY FEATURES

- 32mm c/c

## FINISHES AVAILABLE

**ZRBK01**

Rack bolt key

## PRODUCT CODES

- ZRBK01

## KEY FEATURES

- 35mm
- Black plastic head







### FB40

Oval thumb turn – Rack bolt

PRODUCT CODES

- FB40
- FB40CP
- FB40SC

KEY FEATURES

- BS EN 1634-1
- 32 x 20mm turn
- 38mm escutcheon dia.
- For use with rack bolt

STANDARDS



FINISHES AVAILABLE



FBK02CP

FBK03CP



### FBK02 / FBK03

Rack bolt keys

PRODUCT CODES

- FBK02  
35mm
- FBK03  
65mm

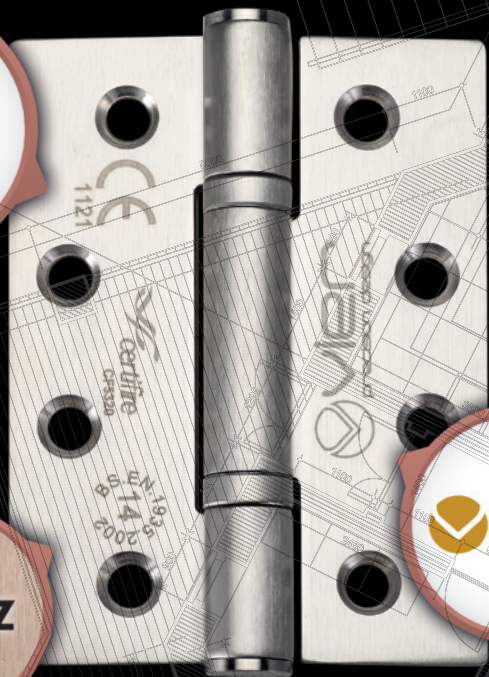
FINISHES AVAILABLE



# VHP / VLH / ZHS / ZHRB ZCH / ZSHP / ZHD / VSP

Hinges & accessories

A range of hinges including SS304, SS201, concealed bearing, ball bearing and more. The range features standards of up to BS EN 1935 Grade 14.



**FEATURED PRODUCT**  
VHP243S



VHP243PVDHZ

### VHP243 / VHP243R

Grade 14 high performance hinge

PRODUCT CODES

- VHP243S
- VHP243PS
- VHP243PVD
- VHP243PVDHZ

- VHP243RS
  - VHP243RP
- Radius profile

STANDARDS

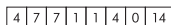


FINISHES AVAILABLE



KEY FEATURES

- BS EN 1935 : 2002 Grade 14
- Self lubricating hinge
- Low maintenance hinge
- Up to 160kg door weight
- 102 x 76 x 3mm



VHP243S



VHP243RP



VHP243PVD



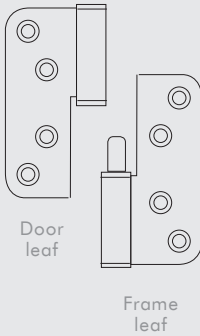
**VHC243 / VHC243R**  
Grade 14 concealed knuckle hinge



**LIFT-OFF HINGE HANDING GUIDE**


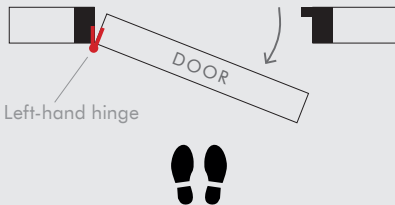
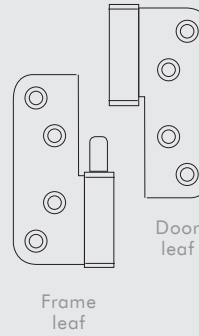
**LEFT HAND LIFT OFF**

- Stand **facing the door**
- The door **must open towards you**
- With the door hinged on the **left**
- Opening the door with your **left hand**



**RIGHT HAND LIFT OFF**

- Stand **facing the door**
- The door **must open towards you**
- With the door hinged on the **right**
- Opening the door with your **right hand**





VLHL243RS  
Left handed

## VLHL243R / VLHR243R

Grade 11 lift-off hinge

PRODUCT CODES

- VLHL243RS  
Left handed
- VLHR243RS  
Right handed

KEY FEATURES

- BS EN 1935 : 2002 Grade 11
- Stainless steel
- Left & right handed available
- Standard Zoo fitting template
- 102 x 76 x 3mm

3	7	4	1	1	4	0	11
---	---	---	---	---	---	---	----

STANDARDS



FINISHES AVAILABLE



VSLHR43REB  
Right handed

## VSLHL43R / VSLHR43R

Grade 11 lift-off hinge

PRODUCT CODES

- VSLHL43RCP
- VSLHL43REB
- VSLHL43RSC  
Left handed
- VSLHR43RCP
- VSLHR43REB
- VSLHR43RSC  
Right handed

KEY FEATURES

- BS EN 1935 : 2002 Grade 11
- Mild steel
- Left & right handed available
- Standard Zoo fitting template
- 102 x 76 x 3mm

3	7	4	1	1	4	0	11
---	---	---	---	---	---	---	----

STANDARDS



FINISHES AVAILABLE





**ZHSS7667R**

Grade 11 ball bearing hinge

PRODUCT CODES

- ZHSS7667RSS

KEY FEATURES

- BS EN 1935 : 2002 Grade 11
- 76 x 67 x 2.5mm

3 7 4 1 1 4 0 1 1

STANDARDS



**CE 1121** *certifire*  
30 & 60 minutes

FINISHES AVAILABLE



SS



**ZHSS43 / ZHSS43R**

Grade 13 ball bearing hinge

PRODUCT CODES

- ZHSS43SS
- ZHSS43PS
- ZHSS43RPS  
Radius profile

KEY FEATURES

- BS EN 1935 : 2002 Grade 13
- Grade 304 stainless steel
- Available in square and radius
- 102 x 76 x 3mm

4 7 6 1 1 5 0 1 3

STANDARDS



**CE 1121** *certifire*  
30 & 60 minutes

FINISHES AVAILABLE




SS



PS



Ball bearing hinges



**ZHSS243**

Grade 13 ball bearing hinge

PRODUCT CODES

- ZHSS243SS
- ZHSS243PS
- ZHSS243PVD

KEY FEATURES


- BS EN 1935 : 2002 Grade 13
- Grade 201 stainless steel
- 102 x 76 x 3mm

4 7 6 1 1 4 0 13

STANDARDS



FINISHES AVAILABLE



**ZHSS243R**

Grade 13 ball bearing hinge – Radius

PRODUCT CODES

- ZHSS243RSS
- ZHSS243RPS
- ZHSS243RPVD

KEY FEATURES

- BS EN 1935 : 2002 Grade 13
- Grade 201 stainless steel
- 102 x 76 x 3mm

4 7 6 1 1 4 0 13

STANDARDS



FINISHES AVAILABLE



**ZHSS243-3**

Grade 13 ball bearing hinge – Pair & a half

PRODUCT CODES

- ZHSS243SS3
- ZHSS243PS3
- ZHSS243PVD3

KEY FEATURES

- BS EN 1935 : 2002 Grade 13
- Grade 201 stainless steel
- 102 x 76 x 3mm

4 7 6 1 1 4 0 13

STANDARDS



FINISHES AVAILABLE





## ZHSS232

Stainless steel door hinge

PRODUCT CODES

- ZHSS232SS
- ZHSS232PS
- ZHSS232PVD

FINISHES AVAILABLE



KEY FEATURES

- Grade 201 stainless steel
- 76 x 50 x 2mm



## ZHSSDB243 / ZHSSDB243R

Dog bolt or security door hinge

PRODUCT CODES

- ZHSSDB243SS
- ZHSSDB243RSS  
Radius profile

STANDARDS

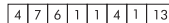


KEY FEATURES

- BS EN 1935 : 2002 Grade 13
- Grade 201 stainless steel
- 102 x 76 x 3mm



FINISHES AVAILABLE



## ZHSS244

Grade 13 ball bearing hinge

PRODUCT CODES

- ZHSS244SS
- ZHSS244PS
- ZHSS244PVD

STANDARDS

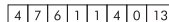


KEY FEATURES

- BS EN 1935 : 2002 Grade 13
- Grade 201 stainless steel
- 102 x 102 x 3mm



FINISHES AVAILABLE







### ZHSSW232

SS201 – Washed hinge

PRODUCT CODES

- ZHSSW232SS
- ZHSSW232PS

KEY FEATURES

- Grade 201 stainless steel
- 76 x 50 x 2mm

FINISHES AVAILABLE



### ZHSSW243 / ZHSSW243R

SS201 – Washed hinge

PRODUCT CODES

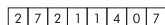
- ZHSSW243SS
- ZHSSW243PS

- ZHSSW243RS
- ZHSSW243RP

Radius profile

KEY FEATURES

- BS EN 1935 : 2002 Grade 7
- Grade 201 stainless steel
- 102 x 76 x 2mm



STANDARDS



FINISHES AVAILABLE



### ZHSS352

Slim knuckle bearing hinge

PRODUCT CODES

- ZHSS352SS
- ZHSS352PS
- ZHSS352PVD

KEY FEATURES

- Grade 201 stainless steel
- 76 x 52 x 1.5mm

FINISHES AVAILABLE





**ZHS63**

Slim knuckle bearing hinge

PRODUCT CODES

- ZHS63SS
- ZHS63PS
- ZHS63PVD

FINISHES AVAILABLE



KEY FEATURES

- Grade 201 stainless steel
- 102 x 63 x 2.5mm



**ZHS32**

Steel door hinge

PRODUCT CODES

- ZHS32EB
- ZHS32CP
- ZHS32SC
- ZHS32FB
- ZHS32PCB

FINISHES AVAILABLE



KEY FEATURES

- 76 x 50 x 2mm



**ZHS43**

Steel door hinge


PRODUCT CODES

- ZHS43EB
- ZHS43CP
- ZHS43SC
- ZHS43FB
- ZHS43PCB

STANDARDS



FINISHES AVAILABLE



KEY FEATURES

- BS EN 1634-1
- 102 x 76 x 3mm

## ADDITIONAL ACCESSORIES

- SPS01 Spare screw pack to suit ZHS43EB – No.10 x 32mm (8 pack)
- SPS02 Spare screw pack to suit ZHS43CP – No.10 x 32mm (8 pack)
- SPS03 Spare screw pack to suit ZHS43FB – No.10 x 32mm (8 pack)
- SPS04 Spare screw pack to suit ZHS43PCB – No.10 x 32mm (8 pack)
- SPS05 Spare screw pack to suit ZHS43SC – No.10 x 32mm (8 pack)
- SPS06 Spare screw pack to suit ZHS32EB – No.10 x 32mm (6 pack)
- SPS07 Spare screw pack to suit ZHS32SC – No.8 x 25mm (6 pack)
- SPS08 Spare screw pack to suit ZHS32FB – No.8 x 25mm (6 pack)
- SPS09 Spare screw pack to suit ZHS32PCB – No.8 x 25mm (6 pack)
- SPS10 Spare screw pack to suit ZHS32SC – No.8 x 25mm (6 pack)
- SPS12 Spare screw pack to suit ZHSS232S – No.8 x 25mm (6 pack)
- SPS13 Spare screw pack to suit ZHSS243/43 inc washers – No.10 x 32mm (pack of 16)
- SPS14 Spare screw pack to suit ZHSS243PVD – No.10 x 32mm (8 pack)
- SPS15 Spare screw pack to suit ZHSS243P – No.10 x 32mm (8 pack)



## ZHRBL243 / ZHRBR243

Rising butt hinge

PRODUCT CODES

- ZHRBL243SS
- ZHRBR243SS

KEY FEATURES

- Grade 201 stainless steel
- 102 x 76 x 2.5mm
- 10 year mechanical guarantee

STANDARDS



FINISHES AVAILABLE



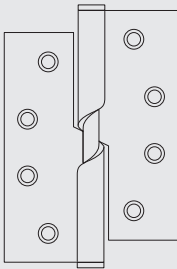
SS

ZHRBL243SS – Left hand

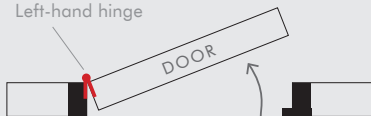
### RISING BUTT HINGE HANDING GUIDE

#### LEFT HAND RISING BUTT

- Stand **facing the door**
- The door **must open away from you**
- With the door hinged on the **left**

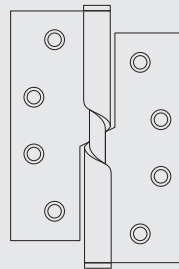


Left-hand hinge

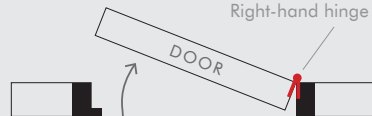


#### RIGHT HAND RISING BUTT

- Stand **facing the door**
- The door **must open away from you**
- With the door hinged on the **right**



Right-hand hinge





**ZCHSS243 / ZCHSS243-3**

Double ball bearing hinge

PRODUCT CODES

- ZCHSS243SS
- ZCHSS243PS

- ZCHSS243S3
  - ZCHSS243P3
- Pair and a half

KEY FEATURES

- BS EN 1935 : 2002 Grade 13
- Grade 201 stainless steel
- 102 x 76 x 3mm

4 7 6 1 1 4 0 13

STANDARDS



**CE 1121**

FINISHES AVAILABLE



**ZCHSS253**

Double ball bearing hinge

PRODUCT CODES

- ZCHSS253SS

KEY FEATURES

- BS EN 1935 : 2002 Grade 13
- Grade 201 stainless steel
- 127 x 76 x 3mm

4 7 7 1 1 4 0 13

STANDARDS



**CE 1121**

FINISHES AVAILABLE



**ZSHP**

Spring hinge plus slave pack

PRODUCT CODES

- ZSHPCP
- ZSHPSC

KEY FEATURES

- BS EN 1634-1
- 2 spring + 1 unsprung hinge
- 3.5" x 3.5" x 2.5mm

STANDARDS



FINISHES AVAILABLE





**ZHDPBW76 / ZHDSSW76**

Double phosphor bronze washered brass butt hinge

PRODUCT CODES

- ZHDPBW76
- ZHDSSW76
- ZHDPBW76CP
- ZHDSSW76CP

FINISHES AVAILABLE



KEY FEATURES

- 76 x 50 x 2.5mm (PB)
- 76 x 50 x 2mm (CP)



**ZHDPBW102 / ZHDSSW102**

Double phosphor bronze washered brass butt hinge

PRODUCT CODES

- ZHDPBW102
- ZHDSSW102
- ZHDPBW102CP
- ZHDSSW102CP

FINISHES AVAILABLE



KEY FEATURES

- 102 x 67 x 4mm (PB)
- 102 x 67 x 2.2mm (CP)

**INTUMESCENT FIRE SEALS**

Our locks and hinges that have been tested to Certifire have been tested with monoammonium phosphate intumescent material. To keep compliance with the Certifire standard, it is recommended to follow this specification. For 30 minute doors use 1mm thick intumescent material and for 60 minute doors use 2mm thick intumescent material.



**ZIH**

Intumescent hinge pads to suit fire doors

PRODUCT CODES

- ZIH30 (1mm interdens / 30 minute fire door)
- ZIH60 (2mm interdens / 60 minute fire door)

KEY FEATURES

- 30 x 100mm
- Four pads per pack
- Suitable for a pair of hinges



### VSPS01

Square pivot hinge set

#### PRODUCT CODES

- VSPS01

#### KEY FEATURES

- Grade 304 stainless steel
- Designed to allow the door to open outwards in the case of an emergency
- Use with VSER01 – Pivot emergency release door stop
- Maximum door weight 80kg



#### FINISHES AVAILABLE



SS



### VSER01

Pivot emergency release door stop

#### PRODUCT CODES

- VSER01

#### KEY FEATURES

- Grade 304 stainless steel
- Designed to allow the door to open outwards in the case of an emergency
- Use with VSPS01 – Square pivot hinge set

#### FINISHES AVAILABLE




SS



A range which comprises of single, double & turn cylinders with euro & oval bodies. Keyed to differ, keyed alike or master keyed versions are available.



WIDE RANGE OF  
**SIZES  
& STYLES**  
AVAILABLE



**SINGLE,  
DOUBLE  
& TURN**  
ALL AVAILABLE

ROLLING STOCK  
**RE-BRAND**



**FEATURED PRODUCT**  
**V5EP80CTPC**





## V5EP40S – 70S

Euro single cylinders



V5EP45SPB

### PRODUCT CODES

- V5EP40SPB
- V5EP40SPC
- V5EP40SSC
- V5EP45SPB
- V5EP45SPC
- V5EP45SSC
- V5EP45SBK
- V5EP50SPB
- V5EP50SPC
- V5EP50SSC
- V5EP55SPB
- V5EP55SPC
- V5EP55SSC
- V5EP60SPB
- V5EP60SPC
- V5EP60SSC
- V5EP65SPB
- V5EP65SPC
- V5EP65SSC
- V5EP70SPB
- V5EP70SPC
- V5EP70SSC

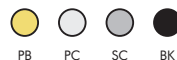
### STANDARDS



### KEY FEATURES

- BS EN 1303
- BS EN 1634-1
- Anti-drill cylinder
- Anti-pick cylinder
- Available as:
  - Body only
  - Key to differ
  - Keyed alike
  - Master keyed

### FINISHES AVAILABLE



## V5EP60D – 100D

Euro double cylinders



V5EP90DPC

### PRODUCT CODES

- V5EP60DPB
- V5EP60DPC
- V5EP60DSC
- V5EP60DBK
- V5EP70DPB
- V5EP70DPC
- V5EP70DSC
- V5EP70DBK
- V5EP80DPB
- V5EP80DPC
- V5EP80DSC
- V5EP80DBK
- V5EP90DPB
- V5EP90DPC
- V5EP90DSC
- V5EP90DBK
- V5EP100DPB
- V5EP100DPC
- V5EP100DSC
- V5EP100DBK

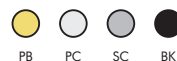
### STANDARDS



### KEY FEATURES

- BS EN 1303
- BS EN 1634-1
- Anti-drill cylinder
- Anti-pick cylinder
- Available as:
  - Body only
  - Key to differ
  - Keyed alike
  - Master keyed

### FINISHES AVAILABLE



## V5EP3040D – 4555D

Euro double offset cylinders



V5EP3545DPB



V5EP3555DSC



V5EP4060DPC

### PRODUCT CODES

- V5EP3040DPB
- V5EP3040DPC
- V5EP3040DSC
- V5EP3050DPB
- V5EP3050DPC
- V5EP3050DSC
- V5EP3070DPB
- V5EP3070DPC
- V5EP3070DSC
- V5EP3540DPB
- V5EP3540DPC
- V5EP3540DSC
- V5EP3545DPB
- V5EP3545DPC
- V5EP3545DSC
- V5EP3550DPB
- V5EP3550DPC
- V5EP3550DSC
- V5EP3555DPB
- V5EP3555DPC
- V5EP3555DSC
- V5EP4045DPB
- V5EP4045DPC
- V5EP4045DSC
- V5EP4050DPB
- V5EP4050DPC
- V5EP4050DSC
- V5EP4055DPB
- V5EP4055DPC
- V5EP4055DSC
- V5EP4060DPB
- V5EP4060DPC
- V5EP4060DSC
- V5EP4550DPB
- V5EP4550DPC
- V5EP4550DSC
- V5EP4555DPB
- V5EP4555DPC
- V5EP4555DSC

### STANDARDS



### KEY FEATURES

- BS EN 1303
- BS EN 1634-1
- Anti-drill cylinder
- Anti-pick cylinder
- Available as:
  - Body only
  - Key to differ
  - Keyed alike
  - Master keyed

### FINISHES AVAILABLE





V5EP80CTPC



V5EP70CTBK

### V5EP60CT – 100CT

Euro cylinder & turns

#### PRODUCT CODES

- V5EP60CTPB
- V5EP60CTPC
- V5EP60CTSC
- V5EP60CTBK
- V5EP70CTPB
- V5EP70CTPC
- V5EP70CTSC
- V5EP70CTBK
- V5EP80CTPB
- V5EP80CTPC
- V5EP80CTSC
- V5EP80CTBK
- V5EP90CTPB
- V5EP90CTPC
- V5EP90CTSC
- V5EP90CTBK
- V5EP100CTPB
- V5EP100CTPC
- V5EP100CTSC
- V5EP100CTBK

#### STANDARDS



#### KEY FEATURES

- BS EN 1303
- BS EN 1634-1
- Anti-drill cylinder
- Anti-pick cylinder
- Available as:
  - Body only
  - Key to differ
  - Keyed alike
  - Master keyed

#### FINISHES AVAILABLE



### V5EP70CBL

70mm euro turn & coin release bathroom cylinder

#### PRODUCT CODES

- V5EP70CBLPB
- V5EP70CBLPC
- V5EP70CBLSC

#### STANDARDS



#### KEY FEATURES

- BS EN 1634-1

#### FINISHES AVAILABLE



V5EP70CBLSC



V5EP45STSC

## V5EP40ST – 55ST

Euro single body – turn only

### PRODUCT CODES

- V5EP40STPB
- V5EP40STPC
- V5EP40STSC
- V5EP45STPB
- V5EP45STPC
- V5EP45STSC
- V5EP50STPB
- V5EP50STPC
- V5EP50STSC
- V5EP55STPB
- V5EP55STPC
- V5EP55STSC

### STANDARDS



### KEY FEATURES

- BS EN 1634-1

### FINISHES AVAILABLE



PB PC SC



V5EP70TTSC

## V5EP60TT – 80TT

Euro double turn cylinders

### PRODUCT CODES

- V5EP60TPB
- V5EP60TPC
- V5EP60TSC
- V5EP70TPB
- V5EP70TPC
- V5EP70TSC
- V5EP80TPB
- V5EP80TPC
- V5EP80TSC

### STANDARDS



### KEY FEATURES

- BS EN 1634-1

### FINISHES AVAILABLE



PB PC SC

**V5EP3545CT – 6040CT**

Euro offset cylinder & turns



V5EP4535CTSC



V5EP4555CTPC

PRODUCT CODES

- V5EP3040CTPB
- V5EP3040CTPC
- V5EP3040CTSC
- V5EP3050CTPB
- V5EP3050CTPC
- V5EP3050CTSC
- V5EP3070CTPB
- V5EP3070CTPC
- V5EP3070CTSC
- V5EP3540CTPB
- V5EP3540CTPC
- V5EP3540CTSC
- V5EP3545CTPB
- V5EP3545CTPC
- V5EP3545CTSC
- V5EP3555CTPB
- V5EP3555CTPC
- V5EP3555CTSC
- V5EP4030CTPB
- V5EP4030CTPC
- V5EP4030CTSC
- V5EP4035CTPB
- V5EP4035CTPC
- V5EP4035CTSC
- V5EP4045CTPB
- V5EP4045CTPC
- V5EP4045CTSC
- V5EP4050CTPB
- V5EP4050CTPC
- V5EP4050CTSC
- V5EP4060CTPB
- V5EP4060CTPC
- V5EP4060CTSC
- V5EP4535CTPB
- V5EP4535CTPC
- V5EP4535CTSC
- V5EP4540CTPB
- V5EP4540CTPC
- V5EP4540CTSC
- V5EP4555CTPB
- V5EP4555CTPC
- V5EP4555CTSC

PRODUCT CODES

- V5EP5030CTPB
- V5EP5030CTPC
- V5EP5030CTSC
- V5EP5040CTPB
- V5EP5040CTPC
- V5EP5040CTSC
- V5EP5545CTPB
- V5EP5545CTPC
- V5EP5545CTSC
- V5EP6040CTPB
- V5EP6040CTPC
- V5EP6040CTSC
- V5EP7030CTPB
- V5EP7030CTPC
- V5EP7030CTSC

STANDARDS



KEY FEATURES

- BS EN 1303
- BS EN 1634-1
- Anti-drill cylinder
- Anti-pick cylinder
- Available as:
  - Body only
  - Key to differ
  - Keyed alike
  - Master keyed

FINISHES AVAILABLE



PB PC SC



V5EPCR80PB

## V5EPCR70 – CR80

Euro classroom cylinder & turns

### PRODUCT CODES

- V5EPCR70PB
- V5EPCR70PC
- V5EPCR70SC
- V5EPCR80PB
- V5EPCR80PC
- V5EPCR80SC

### STANDARDS



### KEY FEATURES

- BS EN 1303
- BS EN 1634-1
- Anti-drill cylinder
- Anti-pick cylinder

### FINISHES AVAILABLE



## V5RMC20 / V5TRC20

Rim & threaded rim cylinder bodies

### PRODUCT CODES

- V5RMC20PB
- V5RMC20PC
- V5RMC20SC
- V5RMC20BK

Rim cylinder

- V5TRC20PB
- V5TRC20PC
- V5TRC20SC

Threaded cylinder

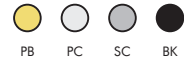
### STANDARDS



### KEY FEATURES

- BS EN 1303
- BS EN 1634-1
- Anti-drill cylinder
- Anti-pick cylinder
- Available as:
  - Body only
  - Key to differ
  - Keyed alike
  - Master keyed

### FINISHES AVAILABLE



V5RMC20PB



V5EP80DPBMK1

## V5EP – MK1

Stock suite – Master system 1

### PRODUCT CODES

- V5EP45SPBMK1
- V5EP45SPCMK1
- V5EP45SSCMK1
- V5EP60DPBMK1
- V5EP60DPCMK1
- V5EP60DSCMK1
- V5EP70DPBMK1
- V5EP70DPCMK1
- V5EP70DSCMK1
- V5EP80DPBMK1
- V5EP80DPCMK1
- V5EP80DSCMK1
- V5EP60CTPBMK1
- V5EP60CTPCMK1
- V5EP60CTSCMK1
- V5EP70CTPBMK1
- V5EP70CTPCMK1
- V5EP70CTSCMK1
- V5EP80CTPBMK1
- V5EP80CTPCMK1
- V5EP80CTSCMK1
- V5RMC20PBMK1
- V5RMC20PCMK1
- V5RMC20SCMK1

### STANDARDS



### KEY FEATURES

- BS EN 1303
- BS EN 1634-1
- Anti-drill cylinder
- Anti-pick cylinder
- Stamped for ease of re-ordering

### FINISHES AVAILABLE



## V5EP – MK2

Stock suite – Master system 2

### PRODUCT CODES

- V5EP45SSCMK2
- V5EP60DSCMK2
- V5EP70DSCMK2
- V5EP80DSCMK2
- V5EP60CTSCMK2
- V5EP70CTSCMK2
- V5EP80CTSCMK2
- V5RMC20SCMK2

### STANDARDS



### KEY FEATURES

- Anti-drill cylinder
- Anti-pick cylinder
- Stamped for ease of re-ordering

### FINISHES AVAILABLE



V5EP80CTSCMK2



V5EP80DSCKA11

**V5EP – KA11**

Stock suite – Keyed alike cylinders

## PRODUCT CODES

- V5EP40SSCKA11
- V5EP45SPBKA11
- V5EP45SPCKA11
- V5EP45SSCKA11
- V5EP60DPBKA11
- V5EP60DPCKA11
- V5EP60DSCKA11
- V5EP70DPBKA11
- V5EP70DPCKA11
- V5EP70DSCKA11
- V5EP80DPBKA11
- V5EP80DPCKA11
- V5EP80DSCKA11
- V5EP60CTPBKA11
- V5EP60CTPCKA11
- V5EP60CTSCKA11
- V5EP70CTPBKA11
- V5EP70CTPCKA11
- V5EP70CTSCKA11
- V5EP80CTPBKA11
- V5EP80CTPCKA11
- V5EP80CTSCKA11
- V5RMC20PBKA11
- V5RMC20PCKA11
- V5RMC20SCKA11
- V5RTC20SCKA11

## STANDARDS



## KEY FEATURES

- BS EN 1303
- BS EN 1634-1
- Anti-drill cylinder
- Anti-pick cylinder
- Stamped for ease of re-ordering

## FINISHES AVAILABLE



PB PC SC



## ADDITIONAL ACCESSORIES

- V51000 Bottom pin no. 0 (1000 pcs)
- V51001 Bottom pin no. 1 (1000 pcs)
- V51002 Bottom pin no. 2 (1000 pcs)
- V51003 Bottom pin no. 3 (1000 pcs)
- V51004 Bottom pin no. 4 (1000 pcs)
- V51005 Bottom pin no. 5 (1000 pcs)
- V51006 Bottom pin no. 6 (1000 pcs)
- V51007 Bottom pin no. 7 (1000 pcs)
- V51020 Master pin no. 2 (1000 pcs)
- V51030 Master pin no. 3 (1000 pcs)
- V51040 Master pin no. 4 (1000 pcs)
- V51050 Master pin no. 5 (1000 pcs)
- V51060 Master pin no. 6 (1000 pcs)
- V51070 Master pin no. 7 (1000 pcs)
- V51080 Master pin no. 8 (1000 pcs)
- V51100 Springs (1000 pcs)
- V51200 Grub screw (1000 pcs)
- V51300 Grub screw rim (1000 pcs)
- V51400 Small top pin (1000 pcs)
- V51500 Large top pin (1000 pcs)
- V51600 Mushroom pin (1000 pcs)



DLTPC



DTPB



STSC

## ACCESSORIES

To suit all V5EP & V5OP products

### DLT

Disabled large turn to suit cylinder

PRODUCT CODES

- DLTPB
- DLTPC
- DLTSC

### DT

Designer turn to suit cylinder

PRODUCT CODES

- DTPB
- DTPC
- DTSC

### ST

Standard turn to suit cylinder

PRODUCT CODES

- STPB
- STPC
- STSC

FINISHES AVAILABLE



PB PC SC



V5DK



V5KB



V5KR

## ACCESSORIES

To suit all V5EP & V5OP products

### V5MK

Master key & sub master key

PRODUCT CODES

- V5MK
- V5MK1 – (To suit MK1 stock suite – master key only)
- V5MK2 – (To suit MK2 stock suite – master key only)

### V5DK

Differ key

PRODUCT CODES

- V5DK

### V5KB

5 pin square key blanks

PRODUCT CODES

- V5KB

### V5KR

Key rings (per 100 No.)

PRODUCT CODES

- V5KR

### Z1700

Cylinder retaining screws (Per 50 No.)

PRODUCT CODES

- Z1700EB – 64mm
- Z1700NP – 64mm



V5OP45SPB

### V5OP45S

45mm oval single

PRODUCT CODES

- V5OP40SPB
- V5OP40SSC
- V5OP45SPB
- V5OP45SSC



V5OP60DSC

### V5OP60D / 70D / 80D

60, 70 & 80mm oval double

PRODUCT CODES

- V5OP60DPB
- V5OP60DSC
- V5OP70DPB
- V5OP70DSC
- V5OP80DPB
- V5OP80DSC



V5OP80CTPB

### V5OP60CT / 70CT / 80CT

60, 70 & 80mm oval cylinder & turns

PRODUCT CODES

- V5OP60CTPB
- V5OP60CTSC
- V5OP70CTPB
- V5OP70CTSC
- V5OP80CTPB
- V5OP80CTSC

KEY FEATURES

- BS EN 1303
- BS EN 1634-1
- Anti-drill cylinder
- Anti-pick cylinder

STANDARDS



FINISHES AVAILABLE





V5OPSOI-31SC

### V5OPSOI-31

31mm scandinavian oval cylinder (inner)

PRODUCT CODES

- V5OPSOI-31PB
- V5OPSOI-31SC



V5OPSOO-31PB

### V5OPSOO-31

31mm scandinavian oval cylinder (outer)

PRODUCT CODES

- V5OPSOO-31PB
- V5OPSOO-31SC



V5OPSO3131SC

### V5OPSO3131

31mm scandinavian oval cylinder (inner & outer)

PRODUCT CODES

- V5OPSO3131PB
- V5OPSO3131SC

KEY FEATURES

- BS EN 1303
- BS EN 1634-1
- Anti-drill cylinder
- Anti-pick cylinder

STANDARDS





FINISHES AVAILABLE



Exclusive to Zoo Hardware are our V6 – 6 pin British Standard 1 Star cylinders. Available in a variety of functions, sizes and finishes, we can provide our cylinders to suit your every need.



**AVAILABLE IN**  
POLISHED BRASS,  
POLISHED CHROME  
OR SATIN CHROME



**WIDE RANGE OF**  
**SIZES**  
**& STYLES**  
AVAILABLE

**6 PIN**  
**BRITISH**  
**STANDARD**  
1 STAR  
CYLINDER



**FEATURED PRODUCT**  
**V6EP4060CTPB**

**TS007**  
**KM602227**

**V6EP46S – 55S**

V6 euro single cylinders



V6EP46SPB



V6EP46SPC



V6EP46SSC

PRODUCT CODES

- V6EP46SPB
- V6EP46SPC
- V6EP46SSC
- V6EP50SPB
- V6EP50SPC
- V6EP50SSC
- V6EP55SPB
- V6EP55SPC
- V6EP55SSC

STANDARDS



KEY FEATURES

- BS Kitemarked – KM602227
- TS 007:2014 – 1 star
- BS EN 1303
- Sacrificial cut / snap off front section
- Anti-drill cylinder
- Anti-pick cylinder
- Anti-bump cylinder
- Anti-plug pull cylinder
- Anti-twist cylinder
- Hardened steel anti-drill plate
- Available as:
  - Key to differ
  - Keyed alike
  - Master keyed

FINISHES AVAILABLE









V6EP46DPB



V6EP46DPC



V6EP46DSC

## V6EP3340D – 4555D

V6 euro double offset cylinders

### PRODUCT CODES

- V6EP3340DPB
- V6EP3340DPC
- V6EP3340DSC
- V6EP3350DPB
- V6EP3350DPC
- V6EP3350DSC
- V6EP3370DPB
- V6EP3370DPC
- V6EP3370DSC
- V6EP3540DPB
- V6EP3540DPC
- V6EP3540DSC
- V6EP3545DPB
- V6EP3545DPC
- V6EP3545DSC
- V6EP3550DPB
- V6EP3550DPC
- V6EP3550DSC
- V6EP4045DPB
- V6EP4045DPC
- V6EP4045DSC
- V6EP4050DPB
- V6EP4050DPC
- V6EP4050DSC
- V6EP4055DPB
- V6EP4055DPC
- V6EP4055DSC
- V6EP4060DPB
- V6EP4060DPC
- V6EP4060DSC
- V6EP4550DPB
- V6EP4550DPC
- V6EP4550DSC
- V6EP4555DPB
- V6EP4555DPC
- V6EP4555DSC

### STANDARDS



### KEY FEATURES

- BS Kitemarked – KM602227
- TS 007:2014 – 1 star
- BS EN 1303
- Sacrificial cut / snap off front section on both sides of unequal cylinder
- Anti-drill cylinder
- Anti-pick cylinder
- Anti-bump cylinder
- Anti-plug pull cylinder
- Anti-twist cylinder
- Hardened steel anti-drill plate
- Available as:
  - Key to differ
  - Keyed alike
  - Master keyed

### FINISHES AVAILABLE





## V6EP3340CT – 6040CT

V6 euro double offset cylinders



V6EP3345CTPB



V6EP3345CTPC




V6EP3345CTSC

### PRODUCT CODES

- V6EP3340CTPB
- V6EP3340CTPC
- V6EP3340CTSC
- V6EP3345CTPB
- V6EP3345CTPC
- V6EP3345CTSC
- V6EP4032CTPB
- V6EP4032CTPC
- V6EP4032CTSC
- V6EP4050CTPB
- V6EP4050CTPC
- V6EP4050CTSC
- V6EP4060CTPB
- V6EP4060CTPC
- V6EP4060CTSC
- V6EP4535CTPB
- V6EP4535CTPC
- V6EP4535CTSC
- V6EP4550CTPB
- V6EP4550CTPC
- V6EP4550CTSC
- V6EP4555CTPB
- V6EP4555CTPC
- V6EP4555CTSC
- V6EP5040CTPB
- V6EP5040CTPC
- V6EP5040CTSC
- V6EP5045CTPB
- V6EP5045CTPC
- V6EP5045CTSC
- V6EP5545CTPB
- V6EP5545CTPC
- V6EP5545CTSC
- V6EP6040CTPB
- V6EP6040CTPC
- V6EP6040CTSC

### STANDARDS



### KEY FEATURES

- BS Kitemarked – KM602227
- TS 007:2014 – 1 star
- BS EN 1303
- Sacrificial cut / snap off front section
- Anti-drill cylinder
- Anti-pick cylinder
- Anti-bump cylinder
- Anti-plug pull cylinder
- Anti-twist cylinder
- Hardened steel anti-drill plate
- Available as:
  - Key to differ
  - Keyed alike
  - Master keyed

### FINISHES AVAILABLE





V6RMC20SC

## V6RMC20

V6 standard rim cylinder


PRODUCT CODES

- V6RMC20PB
- V6RMC20PC
- V6RMC20SC

KEY FEATURES

- BS EN 1303
- Anti-drill cylinder
- Anti-pick cylinder
- Anti-bump cylinder
- Anti-plug pull cylinder
- Anti-twist cylinder
- Hardened steel anti-drill plate
- Available as:
  - Key to differ
  - Keyed alike
  - Master keyed

STANDARDS



FINISHES AVAILABLE



## V6DK

V6 differ key

PRODUCT CODES

- V6DK

## V6MK

V6 master key

PRODUCT CODES

- V6MK

## V6KB

V6 key blank

PRODUCT CODES

- V6KB



DLTPC



DTPB



STSC

## ACCESSORIES

To suit all V6EP & V6OP products

### DLT

Disabled large turn to suit cylinder

PRODUCT CODES

- DLTPB
- DLTPC
- DLTSC

### DT

Designer turn to suit cylinder

PRODUCT CODES

- DTPB
- DTPC
- DTSC

### ST

Standard turn to suit cylinder

PRODUCT CODES

- STPB
- STPC
- STSC

FINISHES AVAILABLE



PB

PC

SC

The V10 is a range of restricted 10-pin cylinders certified with the BS EN 1303 Cylinder security grade 2. Available in a wide range of sizes, styles and functions, these cylinders are suitable for both domestic and commercial use.



**FEATURED PRODUCT**  
**V10RMC20PC**

### V10EP42S – 55S

V10 euro single cylinders

**PRODUCT CODES**

- V10EP42SPB
- V10EP42SPC
- V10EP42SSC
- V10EP46SPB
- V10EP46SPC
- V10EP46SSC
- V10EP50SPB
- V10EP50SPC
- V10EP50SSC
- V10EP55SPB
- V10EP55SPC
- V10EP55SSC



V10EP46SPB

**STANDARDS**



**KEY FEATURES**

- BS EN 1303
- Anti-drill cylinder
- Anti-pick cylinder
- Anti-bump cylinder
- Available as:
  - Body only
  - Key to differ
  - Keyed alike
  - Master keyed
- Stamped for ease of re-ordering

**FINISHES AVAILABLE**



PB PC SC

### V10EP64D – 100D

V10 euro double cylinders

**PRODUCT CODES**

- V10EP64DPB
- V10EP64DPC
- V10EP64DSC
- V10EP70DPB
- V10EP70DPC
- V10EP70DSC
- V10EP80DPB
- V10EP80DPC
- V10EP80DSC
- V10EP90DPB
- V10EP90DPC
- V10EP90DSC
- V10EP100DPB
- V10EP100DPC
- V10EP100DSC



V10EP100DSC

**STANDARDS**



**KEY FEATURES**

- BS EN 1303
- Anti-drill cylinder
- Anti-pick cylinder
- Anti-bump cylinder
- Available as:
  - Body only
  - Key to differ
  - Keyed alike
  - Master keyed
- Stamped for ease of re-ordering

**FINISHES AVAILABLE**



PB PC SC

V10



V10EP3240DSC



V10EP3540DPB

## V10EP3070D – 4555D

V10 euro double offset cylinders

### PRODUCT CODES

- V10EP3070DPB
- V10EP3070DPC
- V10EP3070DSC
- V10EP3240DPB
- V10EP3240DPC
- V10EP3240DSC
- V10EP3250DPB
- V10EP3250DPC
- V10EP3250DSC
- V10EP3540DPB
- V10EP3540DPC
- V10EP3540DSC
- V10EP3545DPB
- V10EP3545DPC
- V10EP3545DSC
- V10EP3550DPB
- V10EP3550DPC
- V10EP3550DSC
- V10EP3555DPB
- V10EP3555DPC
- V10EP3555DSC
- V10EP4045DPB
- V10EP4045DPC
- V10EP4045DSC
- V10EP4050DPB
- V10EP4050DPC
- V10EP4050DSC
- V10EP4055DPB
- V10EP4055DPC
- V10EP4055DSC
- V10EP4060DPB
- V10EP4060DPC
- V10EP4060DSC
- V10EP4550DPB
- V10EP4550DPC
- V10EP4550DSC
- V10EP4555DPB
- V10EP4555DPC
- V10EP4555DSC

### STANDARDS



### KEY FEATURES

- BS EN 1303
- Anti-drill cylinder
- Anti-pick cylinder
- Anti-bump cylinder
- Available as:
  - Body only
  - Key to differ
  - Keyed alike
  - Master keyed
- Stamped for ease of re-ordering

### FINISHES AVAILABLE



PB PC SC



### V10EP64CT – 100CT

V10 euro cylinder & turn



V10EP70CTSC

**PRODUCT CODES**

- V10EP64CTPB
- V10EP64CTPC
- V10EP64CTSC
- V10EP70CTPB
- V10EP70CTPC
- V10EP70CTSC
- V10EP80CTPB
- V10EP80CTPC
- V10EP80CTSC
- V10EP90CTPB
- V10EP90CTPC
- V10EP90CTSC
- V10EP100CTPB
- V10EP100CTPC
- V10EP100CTSC

**FINISHES AVAILABLE**



PB PC SC

**STANDARDS**



**KEY FEATURES**

- BS EN 1303
- Anti-drill cylinder
- Anti-pick cylinder
- Anti-bump cylinder
- Available as:
  - Body only
  - Key to differ
  - Keyed alike
  - Master keyed
- Stamped for ease of re-ordering

### V10 CLASSROOM CYLINDER & TURN

V10 euro cylinder & turn



V10EP70CRRPB

**PRODUCT CODES**

- V10EP70CRRPB
- V10EP70CRRPC
- V10EP70CRRSC
- 70mm (Right)
- V10EP70CRLPB
- V10EP70CRLPC
- V10EP70CRLSC
- 70mm (Left)
- V10EP80CRRPB
- V10EP80CRRPC
- V10EP80CRRSC
- 80mm (Right)
- V10EP80CRLPB
- V10EP80CRLPC
- V10EP80CRLSC
- 80mm (Left)

**FINISHES AVAILABLE**



PB PC SC

**STANDARDS**



**KEY FEATURES**

- BS EN 1303
- Anti-drill cylinder
- Anti-pick cylinder
- Anti-bump cylinder
- Available as:
  - Body only
  - Key to differ
  - Keyed alike
  - Master keyed
- Stamped for ease of re-ordering



V10EP5045CTPB



V10EP5045CTSC

## V10EP3240CT – 6040CT

V10 euro offset cylinder & turn

### PRODUCT CODES

- V10EP3240CTPB
- V10EP3240CTPC
- V10EP3240CTSC
- V10EP3545CTPB
- V10EP3545CTPC
- V10EP3545CTSC
- V10EP4032CTPB
- V10EP4032CTPC
- V10EP4032CTSC
- V10EP4050CTPB
- V10EP4050CTPC
- V10EP4050CTSC
- V10EP4060CTPB
- V10EP4060CTPC
- V10EP4060CTSC
- V10EP4535CTPB
- V10EP4535CTPC
- V10EP4535CTSC
- V10EP4550CTPB
- V10EP4550CTPC
- V10EP4550CTSC
- V10EP4555CTPB
- V10EP4555CTPC
- V10EP4555CTSC
- V10EP5040CTPB
- V10EP5040CTPC
- V10EP5040CTSC
- V10EP5045CTPB
- V10EP5045CTPC
- V10EP5045CTSC
- V10EP5545CTPB
- V10EP5545CTPC
- V10EP5545CTSC
- V10EP6040CTPB
- V10EP6040CTPC
- V10EP6040CTSC

### STANDARDS



### KEY FEATURES

- BS EN 1303
- Anti-drill cylinder
- Anti-pick cylinder
- Anti-bump cylinder
- Available as:
  - Body only
  - Key to differ
  - Keyed alike
  - Master keyed
- Stamped for ease of re-ordering

### FINISHES AVAILABLE



PB PC SC

### V10RMC20

V10 universal rim cylinder



V10RMC20PC

**PRODUCT CODES**

- V10RMC20PB
- V10RMC20PC
- V10RMC20SC

**KEY FEATURES**

- BS EN 1303
- Anti-drill cylinder
- Anti-pick cylinder
- Anti-bump cylinder
- Available as:
  - Body only
  - Key to differ
  - Keyed alike
  - Master keyed

**STANDARDS**



**FINISHES AVAILABLE**



### V10OP42S – 46S

V10 UK oval single cylinder



V10OP42SPB

**PRODUCT CODES**

- V10OP42SPB
- V10OP42SPC
- V10OP42SSC
- V10OP46SPB
- V10OP46SPC
- V10OP46SSC

**KEY FEATURES**

- BS EN 1303
- Anti-drill cylinder
- Anti-pick cylinder
- Anti-bump cylinder
- Available as:
  - Body only
  - Key to differ
  - Keyed alike
  - Master keyed
- Stamped for ease of re-ordering

**STANDARDS**



**FINISHES AVAILABLE**



## V10OP64D – 80D

V10 UK oval double cylinder



V10OP64DPB

### PRODUCT CODES

- V10OP64DPB
- V10OP64DPC
- V10OP64DSC
- V10OP70DPB
- V10OP70DPC
- V10OP70DSC
- V10OP80DPB
- V10OP80DPC
- V10OP80DSC

### FINISHES AVAILABLE



PB PC SC

### STANDARDS



### KEY FEATURES

- BS EN 1303
- Anti-drill cylinder
- Anti-pick cylinder
- Anti-bump cylinder
- Available as:
  - Body only
  - Key to differ
  - Keyed alike
  - Master keyed
- Stamped for ease of re-ordering

## V10OP64CT – 80CT

V10 UK oval cylinder & turn



V10OP70CTPC

### PRODUCT CODES

- V10OP64CTPB
- V10OP64CTPC
- V10OP64CTSC
- V10OP70CTPB
- V10OP70CTPC
- V10OP70CTSC
- V10OP80CTPB
- V10OP80CTPC
- V10OP80CTSC

### FINISHES AVAILABLE



PB PC SC

### STANDARDS



### KEY FEATURES

- BS EN 1303
- Anti-drill cylinder
- Anti-pick cylinder
- Anti-bump cylinder
- Available as:
  - Body only
  - Key to differ
  - Keyed alike
  - Master keyed
- Stamped for ease of re-ordering



V10OPSOI31PB

### V10OPSOI31

31mm scandinavian oval cylinder (inner)

PRODUCT CODES

- V10OPSOI31PB
- V10OPSOI31SC



V10OPSO31PB

### V10OPSO31

31mm scandinavian oval cylinder (outer)

PRODUCT CODES

- V10OPSO31PB
- V10OPSO31SC



V10OPSP3131SC

### V10OPSP3131

31mm scandinavian oval cylinder (inner & outer)

PRODUCT CODES

- V10OPSP3131PB
- V10OPSP3131SC

KEY FEATURES

- BS EN 1303
- Anti-drill cylinder
- Anti-pick cylinder
- Anti-bump cylinder
- Available as:
  - Body only
  - Key to differ
  - Keyed alike
  - Master keyed

STANDARDS



FINISHES AVAILABLE



### V10 – KA31

Stock suite – Keyed alike cylinders



V10EP64DPBKA31



V10EP64CTSCKA31

#### PRODUCT CODES

- V10EP42SPBKA31
- V10EP42SPCKA31
- V10EP42SSCKA31
- V10EP46SPBKA31
- V10EP46SPCKA31
- V10EP46SSCKA31
- V10EP64DPBKA31
- V10EP64DPCKA31
- V10EP64DSCKA31
- V10EP70DPBKA31
- V10EP70DPCKA31
- V10EP70DSCKA31
- V10EP80DPBKA31
- V10EP80DPCKA31
- V10EP80DSCKA31
- V10EP64CTPBKA31
- V10EP64CTPCKA31
- V10EP64CTSCKA31
- V10EP70CTPBKA31
- V10EP70CTPCKA31
- V10EP70CTSCKA31
- V10EP80CTPBKA31
- V10EP80CTPCKA31
- V10EP80CTSCKA31
- V10RMC20PBKA31
- V10RMC20PCKA31
- V10RMC20SCKA31

#### STANDARDS



#### KEY FEATURES

- BS EN 1303
- BS EN 1634-1
- Anti-drill cylinder
- Anti-pick cylinder
- Stamped for ease of re-ordering

#### FINISHES AVAILABLE




PB PC SC

**V10 – MK1**

Stock suite – Master system 1



V10EP70DSCMK1



V10EP64CTPBMK1

PRODUCT CODES

- V10EP42SPBMK1
- V10EP42SPCMK1
- V10EP42SSCMK1
- V10EP46SPBMK1
- V10EP46SPCMK1
- V10EP46SSCMK1
- V10EP64DPBMK1
- V10EP64DPCMK1
- V10EP64DSCMK1
- V10EP70DPBMK1
- V10EP70DPCMK1
- V10EP70DSCMK1
- V10EP80DPBMK1
- V10EP80DPCMK1
- V10EP80DSCMK1
- V10EP64CTPBMK1
- V10EP64CTPCMK1
- V10EP64CTSCMK1
- V10EP70CTPBMK1
- V10EP70CTPCMK1
- V10EP70CTSCMK1
- V10EP80CTPBMK1
- V10EP80CTPCMK1
- V10EP80CTSCMK1
- V10RMC20PBMK1
- V10RMC20PCMK1
- V10RMC20SCMK1

STANDARDS



KEY FEATURES

- BS EN 1303
- BS EN 1634-1
- Anti-drill cylinder
- Anti-pick cylinder
- Stamped for ease of re-ordering

FINISHES AVAILABLE



PB PC SC



DLTPC

## ACCESSORIES

To suit all V10 cylinder products

### DLT

Disabled large turn to suit cylinder

PRODUCT CODES

- DLTPB
- DLTPC
- DLTSC

### DT

Designer turn to suit cylinder

PRODUCT CODES

- DTPB
- DTPC
- DTSC

### ST

Standard turn to suit cylinder

PRODUCT CODES

- STPB
- STPC
- STSC

FINISHES AVAILABLE



PB PC SC



STSC



## ADDITIONAL ACCESSORIES

- V10RGS V10 Rim cylinder grub screws
- V105X6GS V10 M3 5 x 6mm (grub screws for cylinders)
- V10ROS V10 Rim oval springs
- V10ES V10 Euro springs
- V10ROTP V10 Rim / oval top pins
- V10ETP V10 Euro top pins
- V10EMP V10 Euro mushroom pins
- V10PP6 V10 Plug pin 6
- V10PP5 V10 Plug pin 5
- V10PP4 V10 Plug pin 4
- V10PP3 V10 Plug pin 3
- V10PP2 V10 Plug pin 2
- V10PP1 V10 Plug pin 1
- V10MP5 V10 Master pin 5
- V10MP4 V10 Master pin 4
- V10MP3 V10 Master pin 3
- V10MP2 V10 Master pin 2
- V10MP1 V10 Master pin 1

### BS EN 1906 classifies door furniture by using an 8 digit coding system.

A similar classification applies to all building hardware product standards so that complementary items of hardware can be specified to, for instance, a common level of corrosion resistance, category of use, etc. Each digit refers to a particular feature of the product measured against the standards performance requirements.

#### Digit 1 – Category of use

Four grades are identified:

- Grade 1: medium frequency of use with a high incentive to exercise care and a small chance of misuse, e.g. internal residential doors;
- Grade 2: medium frequency of use by people with some incentive to exercise care but where there is some chance of misuse, e.g. internal office doors;
- Grade 3: high frequency of use by public or others with little incentive to exercise care and with a high chance of misuse, e.g. public office doors;
- Grade 4: high frequency of use on doors which are subject to frequent violent use, e.g. football stadiums, oil rigs, barracks, public toilets, etc.

#### Digit 2 – Durability

Two grades of durability are identified:

- Grade 6: medium use - 100 000 cycles
- Grade 7: high use - 200 000 cycles

#### Digit 3 – Test door mass

No classification.

#### Digit 4 – Fire resistance

Four grades of fire resistance are identified:

- Grade 0: no performance determined;
- Grade A: for use on smoke door assemblies.
- Grade B: for use on smoke control and fire resistance door assemblies.
- Grade C: for use on smoke control and fire resistance door assemblies with requirement for special core in the handle/knob.

#### Digit 5 – Safety

Two grades of safety are identified:

- Grade 0: normal use

- Grade 1: safety application - example handles must have high strength handle-to-plate and plate-to-door fixing such that they would withstand a person grabbing in order to prevent falling.

#### Digit 6 – Corrosion resistance

Five grades are identified according to EN 1670:

- Grade 0: no defined corrosion resistance
- Grade 1: mild resistance - minimum requirement for internal use
- Grade 2: moderate resistance
- Grade 3: high resistance - minimum requirement for external use
- Grade 4: very high resistance - recommended for use in exposed marine atmospheres or very polluted industrial environments.
- Grade 5: exceptionally high corrosion resistance recommended for use in exceptionally severe conditions where long-term protection of the product is required.

#### Digit 7 – Security

Five grades are identified:

- Grade 0: not approved for use on burglary resistant doors
- Grade 1: mild burglary resistance
- Grade 2: moderate burglary resistance
- Grade 3: high burglary resistance
- Grade 4: extra high burglary resistance

**Note:** The main requirements include resistance to drilling, close fitting plates or escutcheons to help protect the lock and support the cylinder.

#### Digit 8 – Type of operation

Three operation types are identified:

- Type A: spring assisted furniture
- Type B: spring loaded furniture
- Type U: unsprung furniture

### BS EN 12209 classifies mechanically operated locks, latches and locking plates using an 11 digit coding system.

Each digit refers to a particular feature of the product measured against the standards performance requirements.

#### Digit 1 – Category of use

Three grades are identified:

- Grade 1: low frequency of use with a high incentive to exercise care and a small chance of misuse, e.g. internal residential doors
- Grade 2: medium frequency of use by people with some incentive to exercise care but where there is some chance of misuse, e.g. internal office doors
- Grade 3: high frequency of use by public or others with little incentive to exercise care and with a high chance of misuse, e.g. public doors

#### Digit 2 – Durability

Twelve grades are identified with maximum figures for deadbolt and snib operation, and latch bolt operation with and without side load.

#### Digit 3 – Door mass and closing force

Nine grades are identified with maximum figures for closing force at various door masses. Note: Closing force is from a standing start: i.e. fully extended latch bolt in contact with striking plate at start of test.

#### Digit 4 – Fire resistance

Two grades are identified:

- Grade 0: not approved for use on fire/smoke door assemblies
- Grade 1: suitable for use on fire/smoke door assemblies tested to BS EN 1634-1 etc

#### Digit 5 – Safety (N/A)

#### Digit 6 – Corrosion resistance

Eight grades are identified neutral salt-spray with and without temperature resistance

#### Digit 7 – Security

Seven grades are identified with maximum figures relating to physical attack, with or without drilling.

#### Digit 8 – Field of door application

Fifteen grades are identified for differing applications - hinged or sliding doors with rim or mortice locks with either keyless egress from inside or key locking from both sides. The grading determines which application is appropriate. In addition, there is a requirement that lock/latch should not be removable from outside or, for grades K to R, from inside using "standard" tools. Grades H and P require support for the lock case when installed.

#### Digit 9 – Type of key operation and locking

Nine grades are identified for differing types of key operation. The grading determines how the lock is assessed for deadlocking. There is a maximum key torque operating requirement of 1.5Nm and a minimum key strength requirement of 2.5Nm.

#### Digit 10 – Type of spindle operation

Five grades are identified:

- Grade 0: lock without follower
- Grade 1: lock with sprung lever or knob
- Grade 2: lock with light unsprung lever
- Grade 3: lock with heavy unsprung lever
- Grade 4: lock with manufacturer's own specification furniture

#### Digit 10 – Type of spindle operation

Nine grades are identified relating to the number of differs and levers:

- Grade 0: no requirements
- Grade A: minimum 3 detaining elements
- Grade B: minimum 5 detaining elements
- Grade C: minimum 5 detaining elements, extended number of effective differs
- Grade D: minimum 6 detaining elements
- Grade E: minimum 6 detaining elements, extended number of effective differs

# BS EN 1935

## BS EN 1935 Single axis hinges

### BS EN 1935 classifies hinges by using an 8 digit coding system.

A similar classification applies to all building hardware product standards so that complementary items of hardware can be specified to, for instance, a common level of corrosion resistance, category of use, etc. Each digit refers to a particular feature of the product measured against the standards performance requirements.

#### Digit 1 – Category of use

Four grades are identified:

- Grade 1: light duty
- Grade 2: medium duty
- Grade 3: heavy duty
- Grade 4: severe duty

#### Digit 2 – Durability

Three grades are identified for single-axis hinges:

#### European Standard

- Grade 3: 10,000 test cycles, for light duty hinges on windows only
- Grade 4: 25,000 test cycles, for light duty hinges on windows and doors
- Grade 7: 200,000 test cycles, for medium, heavy and severe duty hinges on doors only

#### Digit 3 – Door mass and closing force

Eight door mass grades related to single-axis hinges are identified in the European Standard as shown below:

Test Door Mass Grade	Door Mass
0	10kg
1	20kg
2	40kg
3	60kg
4	80kg
5	100kg
6	120kg
7	160kg

#### Digit 4 – Fire resistance

Two grades are identified for single-axis hinges:

- Grade 0: not approved for use on fire/smoke door assemblies
- Grade 1: suitable for use on fire/smoke door assemblies tested to BS EN 1634-1 etc

#### Digit 5 – Safety

Single-axis hinges are required to satisfy the essential requirements of safety in use. Therefore, only one grade is identified.

#### Digit 6 – Corrosion resistance

Five grades of corrosion resistance are identified in accordance with EN 1670:

- Grade 0: no defined corrosion resistance
- Grade 1: mild resistance
- Grade 2: moderate resistance
- Grade 3: high resistance
- Grade 4: very high resistance

#### Digit 7 – Security

Two grades are identified for single-axis hinges:

- Grade 0: not suitable for burglar-resistant door assemblies
- Grade 1: suitable for applications requiring a degree of security

#### Digit 8 – Hinge Grade

Fourteen grades are identified in this European Standard and are listed below:

Hinge Grade	Usage	Test Cycles	Door Mass
1	Window	10,000	10kg
2	Window	10,000	20kg
3	Window/Door	25,000	20kg
4	Door	200,000	20kg
5	Window	10,000	40kg
6	Window/Door	25,000	40kg
7	Door	200,000	40kg
8	Window	10,000	60kg
9	Window/Door	25,000	60kg
10	Door	200,000	60kg
11	Door	200,000	80kg
12	Door	200,000	100kg
13	Door	200,000	120kg
14	Door	200,000	160kg

# STANDARD INFORMATION

## CE marking and Certifire testing

### Product Certification for Passive Fire Protection.

The main benefit of Product Certification for Passive Fire Protection is giving the regulator, specifier, customer and end-user confidence with regards to the stated performance of the product and provides an informed choice when purchasing or selecting the product.



#### CE Marking

CE Marking is the easiest and safest route to providing compliance with the latest UK Construction Products Regulations for hardware used on fire, smoke and escape doors.

CE Marking indicates that the product has been third party performance / fire tested where applicable and is produced in a factory which has satisfied production control systems. All of these have been assessed by an authorised certification organisation.



#### Certifire

Certifire is an independent third party certification scheme that assures performance, quality, reliability and traceability of fire protection products. Recognised by regulatory authorities worldwide, it is an internationally respected mark of fire safety and one of the most authoritative in the industry.

### A

<b>Accessories</b>	
• DAT	077
• FB	115
• FF	185
• PRO	179
• RM	173
• V5	287
• V6	299
• V10	310
• Vier	013
• ZG4S	016
• ZCA	139
• ZCS	039
• ZCS2	049
• ZCZ	159
• ZDC	227
• ZDL	237
• ZHS	273
• ZPS	025
• ZPZ	152
• ZTLKA	261
• ZUK	241, 254-255

<b>Adjustable roller latch</b>	261
--------------------------------	-----

<b>Antique</b>	
• Black	181-207

<b>Arched lever</b>	
• ZCS	028, 031
• ZCS2	042, 043

<b>Art Deco</b>	
• Cabinet knob	213
• Pull handle	213

<b>Axle pulley</b>	
• Ball bearing	112

### B

<b>Back to back</b>	
• Fixing pack	039, 049
• Pull handles	048, 135

<b>Backplate (lever on)</b>	
• FB	091-093
• FF	182-183
• PRO	177-179
• RM	172-173
• ZCA	138
• ZCZ	158-159
• ZPZ	153

<b>Ball</b>	
• Bearing hinge	268-270, 275
• Mortice knob	023, 079, 082, 084-086, 181

<b>Barrel bolts</b>	
• FB architectural	098
• FB heavy duty	099
• ZAS	066

<b>Bathroom</b>	
• DIN lock	230
• Horizontal lock	249
• UK lock	247

<b>Bell push</b>	
• FF	196
• ZAS	067

<b>Black antique</b>	181-207
----------------------	---------

<b>Blank keys</b>	253
-------------------	-----

<b>Bolt</b>	
• Cranked	194, 195
• Door	194
• Surface	123

<b>Bow handle, Victorian</b>	124
------------------------------	-----

<b>Bracket, handrail</b>	067, 124
--------------------------	----------

<b>Brighton pattern sash fastener</b>	111
---------------------------------------	-----

<b>British Standard locks</b>	
• 5 lever dead	239
• 5 lever retro-fit sash	240
• 5 lever retro-fit dead	240
• 5 lever sash	239

<b>Bulb end</b>	
• Casement fastener	106, 206
• Casement stay	104, 206

<b>Butt hinges</b>	
• Double phosphor bronze	275
• Rising	273

<b>Butterfly hinge</b>	193
------------------------	-----

### C

<b>Cabin hooks</b>	
• ZAB	122
• ZAS	065
• FF	195

<b>Cabinet hardware</b>	
• Cupped handle	204, 209
• Hinges	193, 210
• Knobs	102-103, 204, 213
• Magnetic catch	210
• Pull handle	209, 213

<b>Cabinet knobs</b>	
• Art Deco	213
• Cube	103
• Facetted glass ball	102
• Frosted glass ball	103

• Glass ball	102
• Oval	103
• Queen Anne	103
• Rectangular	213
• Round	204
• Square	213
• Victorian	102, 103

<b>Casement fastener</b>	
• Bulb end - standard	106, 206
• Bulb end - offset	106
• Curly tail	207
• Hook plate	107
• Wedge plate	107

<b>Casement stays</b>	
• Bulb end	104, 206
• Curly tail	206
• Flush fitting pins	106
• Spoon end	105

<b>Chain, door</b>	
• Black antique	195
• Heavy duty	123

<b>Chubb retro-fit</b>	
• Dead lock	240
• Sash lock	240

<b>Closer, door</b>	
• Size 2-4	225
• Size 3 (budget)	226

<b>Coat hook</b>	
• Double hat & coat	062, 101
• Hat & coat	063, 101
• Hat & coat w/rubber	064
• Single coat hook	063, 201

<b>Contract</b>	
• 3 lever sash lock	252
• 3 lever dead lock	252
• Bathroom lock	252
• Tubular bolt through latch	260

<b>Cover plates (RTD lever)</b>	
• ZAA	130, 131
• ZCS	035, 037

<b>Cross knurled textured</b>	
• Lever	022

<b>Curly tail</b>	
• Casement fastener	205
• Casement stay	206
• Door bolt	194, 195
• Lever on rose	184

<b>Cylinder</b>	
• Door stop	100, 120-121, 132, 196
• Latch pull	053

- Locks - V5 279-291
- Locks - V6 293-299
- Locks - V10 301-310
- Rim cover 189

**D**

- 'D' pull handle**
- FB 094
  - Vier 012
  - ZAA 134
  - ZCA 139
  - ZCS 038
  - ZCS2 046

- Deadbolt**
- Tubular latch 260

- Dead lock**
- 3 lever 242
    - UK replacement 250
    - Contract 252
    - ZUK 244
  - 5 lever
    - British Standard 239
    - Chubb retro-fit 240
    - ZUK 244
  - DIN 230
  - DIN roller 234
  - Euro 245
  - Flat 246
  - Oval 245
  - London fire brigade 257

- Designer lever**
- DAT 073-076
  - RM 161-170
  - Vier 010
  - ZCS 030, 031, 032
  - ZCS2 044
  - ZCZ 155-157
  - ZPS 021, 022
  - ZPZ 143-151

- Disabled turn & release**
- ZAA 128
  - ZCA 138
  - ZCS 016, 033
  - ZCS2 045
  - ZPS 025

- DIN lock**
- Bathroom 230
  - Dead lock 230
  - Escape lock 231
  - Euro sash 229
  - Intumescent pads 236
  - Latch 231
  - Lift to lock 034, 233

- Night latch 229
- Single throw sash 232
- Single throw dead 232
- Rebate kit 233
- Roller bathroom 235
- Roller double strike 235
- Roller latch 234
- Roller sash lock 234

- Dog bolt hinge** 270
- Door bolt (curly tail)** 194, 195

- Door chain**
- Black antique 195
  - Heavy duty 123

- Door closer**
- Size 2-4 225
  - Size 3 226-227

- Door knocker** 200

- Door stop**
- Cone 059
  - Collared 058, 059
  - Cylinder 060, 061, 100, 120-121, 132, 196
  - Dome top 059, 122
  - Floor mounted 057-059
  - Heavy duty 058
  - Oval 057, 119, 132
  - Round 058, 119
  - Sloped 059
  - Square 061
  - Wall mounted 060-061, 100

- Door stud** 190

- Door viewer** 124

- Double strike (roller DIN)** 235

- Dust socket**
- Concrete 051, 096
  - Easy-clean 096
  - Timber 051, 096

**E**

- Emergency release door stop (for pivot hinge)** 276

- Escutcheons**
- DAT 077
  - FB 087
  - FF 187-189
  - RM 166, 170
  - Vier 011
  - ZAA 128
  - ZAS 053, 054
  - ZCA 137
  - ZCS 032

- ZCS2 045
- ZCZ 157
- ZG4S 015
- ZPS 024
- ZPZ 151
- Covered 088, 188
- Security 054
- Square 053, 088
- Victorian 088

- Escape lock**
- DIN 231

- Euro**
- Dead lock 245
  - Horizontal lock 248
  - DIN sash lock 229

**F**

- Faceted glass ball mortice knob**
- Coloured glass 084
  - Concealed rose 085

- Facility indicator**
- ZAA 131
  - ZPS 023

- Finger plate**
- FB 094
  - FF 198
  - ZAA 133
  - ZAS 056

- Fire brigade locks** 257

- Fire door**
- Intumescent pads 236, 275
  - Signage 071, 141

- Fitch fastener**
- Locking version 111
  - Standard 110, 111

- Flat**
- Dead lock 246
  - Latch 246

- Fleur De Lys**
- Bell push 196
  - Cylinder cover 190
  - Escutcheon 187
  - Letter plate 191
  - Lever on backplate 183, 184
  - Pull handle 199, 201

- Flower mortice knob** 081

- Flush bolt**
- Lever action 051, 095, 133
  - Slide action 013
  - Sunk slide 095

### Flush pull

- Half moon 052
- Rectangular 052, 097
- Square 052

## G

### Glass ball mortice knob

- Bubble 086
- Coloured 084
- Concealed rose 085
- Facetted 084, 085
- Frosted 085

### Guardman pull handle

- ZCS 038
- ZCS2 047

## H

### Handle

- Ring 200
- Victorian bow 124

### Handrail bracket

- ZAB (heavyweight) 124
- ZAS (concealed) 067

### Heavy duty

- Barrel bolts 099
- Door chain 123
- Door stop 058
- Sash lift 108
- Tubular latch 259

### Hex key

114

### Hinge

- Black antique
  - Butterfly 193
  - Front 192
  - T door 193
- Cabinet 193, 210
- Dog bolt 270
- Double ball bearing 275
- Double phosphor bronze 276
- Grade 11
  - Lift-off 267
  - Ball bearing 268
- Grade 13 268-269, 270
- Grade 14 265
- Intumescent pads 276
- Pair & a half 269
- Rising butt 274
- Slim knuckle 271, 272
- Spring 275
- Square pivot 277
- Steel door 270, 272
- Washered 271, 275

### Hook

- Cabin 065, 122, 195
- Coat 201
- Hat & coat
  - 062-064, 101, 125, 202, 203
- Robe 062, 064, 100, 202
- Wall mounted 065

### Horizontal

- 3 lever lock 249
- Bathroom lock 249
- Euro lock 248
- Latch 248

### Hush latch

054

## I

### Indicator

- Facility 023, 131
- Toilet door 054
- Turn & release
  - 011, 016, 025, 033, 045, 128, 138

### Integral slide action flush bolt 013

### Intumescent pads

- DIN locks 236
- Hinges 276

## K

### Key

- 3 lever locks 253
- 5 lever locks 253
- Blank 253
- Cylinder
  - V5 differ key 289
  - V5 master key 288
  - V5 square blank 289
  - V5 sub master key 288
  - V6 differ key 298
  - V6 key blank 298
  - V6 master key 298
- Hex 114
- London fire brigade 257
- Rack bolt 114, 262, 263
- Rings 289

### Knocker, door

200

### Knuckle bearing hinge, slim

272

## L

### Latch

- DIN 231
- Flat 246
- Hush 054
- Pull, cylinder 053

- Roller DIN 234
- Thumb 186
- Tubular 259-260
- Upright 247

### Letter, signage 070

### Letter

- Plate
  - Fleur de Lys 191
  - Ledbury 191
  - Postal 191
  - Traditional 192
  - ZAS 055
- Tidy
  - FF 192
  - ZAS 055

### Lever action flush bolt

- FB 095
- ZAA 133
- ZAS 051

### Lever on ...

- Backplate
  - FB 091-093
  - FF 182-183
  - PRO 177-179
  - RM 172-173
  - ZCA 138
  - ZCZ 158-159
  - ZPZ 152-153

### • Inner backplate

- ZAA 130, 131
- ZCS 035, 036

### • Narrow backplate

- RM 174-175
- FF 185

### • Round rose

- DAT 073-076
- FB 092
- RM 161-166
- Vier 007-010
- ZAA 127
- ZCA 137
- ZCS 027-032, 034
- ZCS2 041-044
- ZCZ 155-157
- ZG4S 015
- ZPZ 143-150
- ZPS 019-022

### • Square rose

- RM 167-170

### Lift to lock

- DIN lock 034, 233
- Lever 034

### Lift-off hinge

267



<b>Locks</b>			
• DIN	233-235		
• Sliding door set	097		
• ZBS	239-240		
• ZSC	252		
• ZUK	242-249		
• ZUR	250-251		
<b>London fire brigade dead lock</b>	257		
<b>M</b>			
<b>Magnetic catch</b>	211		
<b>Mitred lever</b>			
• Vier	007, 008		
• ZCS	027, 029		
• ZCS2	041, 043		
• ZPS	019		
<b>Mitred pull handle</b>			
• Vier	012		
• ZCS2	046		
<b>Monkey tail</b>			
• Casement fastener	205		
<b>Mortice knob</b>			
• Ball	023, 079, 082, 181		
• Concealed fix	081, 085		
• Extended oval	083		
• Flower	081		
• Glass	084-086		
• Mushroom	079, 082, 117		
• Mushroom (3 ring)	083		
• Oval	079, 082, 117, 181		
• Oval stepped	083		
• Porcelain	080		
• Queen Anne	084		
• Ringed	081		
<b>Mushroom</b>			
• Mortice knob	079, 117		
• Mortice knob (3 ring)	083		
<b>N</b>			
<b>Numerals</b>			
• FF	197		
• ZSS	069, 070		
<b>Night latch</b>			
• DIN	229		
• Turn & release	251		
• UK replacement	251		
<b>O</b>			
<b>Outdoor Access Device (OAD)</b>			
• Euro profile	220		
• Knob operated	219		
• Lever operated	221		
<b>Oval</b>			
• Cabinet knob	103, 204		
• Dead lock	245		
• Door stop	119, 132		
• Extended oval mortice knob	083		
• Mitred lever	029		
• Mortice knob	079, 082, 083, 117, 181		
• Sash lock	243		
• Thumb turn	089, 190, 263		
• WC turn & release	089, 090		
<b>P</b>			
<b>Panic hardware</b>			
• Double door set	215		
• OAD	219-221		
• Panic bolt	217		
• Push pad panic bolt	216		
• Push pad panic latch	219		
• Rebated door keep	222		
• Reversible panic bolt	218		
• Shoot tube	222		
<b>Pivot hinge</b>			
• Emergency release door stop	277		
• Square set	277		
<b>Porcelain mortice knob</b>	080		
<b>Privacy latch set</b>	178-179		
<b>Push</b>			
• Flush	052, 097		
• Latch	053		
• Ring	053		
<b>Pull handles</b>			
• Back to back	048, 135		
• 'D' shaped	012, 038, 046, 094, 134, 139		
• Guardsman	038, 047		
• Mitred	012, 046		
• On backplate	094, 198, 199		
• Off-centre	199		
<b>Push</b>			
• Finger plate	056		
<b>Q</b>			
<b>Quadrant arm sash fastener</b>	110		
<b>Queen Anne</b>			
• Cabinet knob	103		
• Mortice knob	084		
<b>R</b>			
<b>Rack bolt</b>			
• Key	114, 262, 263		
• Lock	262		
• Thumb turn	089, 190, 263		
<b>Radius hinge</b>			
• Dog bolt / security door	270		
• Grade 11			
– Lift-off	267		
– Ball bearing	268		
• Grade 13	268-269		
• Grade 14	265		
• Spring	274		
<b>Radius lever</b>			
• Vier	007, 009		
• ZCS	027, 029		
• ZCS2	041, 042		
• ZPS	019, 020		
<b>Rebate kit, DIN</b>	233		
<b>Retro-fit, Chubb</b>			
• Dead lock	240		
• Sash lock	240		
<b>Rim cylinder</b>			
• V5	284		
• V6	298		
<b>Rim mortice knob</b>			
• Ball	079, 082, 181		
• Extended oval	083		
• Mushroom	079, 082, 117		
• Oval	079, 082, 117, 181		
• Oval stepped	083		
• Queen Anne	084		
<b>Ring</b>			
• Handle	200		
• Knocker	200		
<b>Ring pull</b>	053		
<b>Rising butt hinge</b>	274		
<b>Robe hook</b>			
• Double	062, 100, 125, 202		
• Single	062, 064, 100, 125		
<b>Roller latch</b>			
• Adjustable	261		
• DIN	236		
<b>Roller lock</b>			
• DIN bathroom	235		
• DIN sash	234		
<b>Roller sash stop</b>	113		
<b>RTD cover plate</b>			
• ZCS	035, 037		
• ZAA	130, 131		
<b>RTD lever on ...</b>			
• Backplate			
– ZAA	129		

- Inner backplate
  - ZCS 035, 036
  - ZAA 130
- Rose
  - FB 092
  - Vier 008, 009, 010
  - ZAA 127
  - ZCA 137
  - ZCS 028, 030, 034
  - ZCS2 042, 043
  - ZG4S 015
  - ZPS 020, 021

### Retro-fit

- British Standard
  - Dead lock 240
  - Roller sash lock 240

## S

### Sash fastener

- Brighton pattern 111
- Fitch 110, 111
- Quadrant arm 110

### Sash lift

- Heavy duty 108
- Standard 108, 109

### Sash lock

- 3 lever
  - Contract 252
  - Horizontal 249
  - UK replacement 250
  - ZUK 242
- 5 lever
  - British Standard 239
  - Chubb retro-fit 240
  - ZUK 242
- DIN 229
- DIN roller 234
- Euro 243
- Oval 243

### Sash ring

- Horizontal fix 109
- Vertical fix 109

### Sash stop

- 19mm roller 113
- 29mm roller 113

### Security

- Door hinge 270
- Escutcheon 054

### Signage

- FF 197
- ZSS 069-071
- ZSA 141

### Single throw

- DIN dead lock 232
- DIN sash lock 232

### Slide action flush bolt

- Integral 013
- Sunk 095

### Sliding door lock set

- 097

### Slim knuckle hinge

- 271, 272

### Spring hinge

- 275

### Strike, spare double (for roller DIN)

- 235

### Square

- Door stop 061
- Escutcheons 088, 170
- Spare rose cover (RM) 171
- Turn & release 170

### Surface bolt

- ZAB 123

## T

### T-bar

- Arched lever 031, 043, 044
- Lever 044

### Taylor spindle

- 055

### Thumb turn

- Rack bolt 089

### Toilet door indicator

- 054

### Tubular latch

- Contract 260
- Deadbolt 260
- Heavy-duty 259
- Standard 259

### Turn

- Designer 288
- Disabled large 288
- Standard 288

### Turn & release

- DAT 077
- FB 089, 090
- FF 185
- RM 166
- ZAA 128
- ZCA 138
- ZCS 016, 033
- ZCS2 045
- ZCZ 158
- ZPS 024
- ZPZ 151
- ZUR 251

## U

### UK lock

- 3 lever dead lock 244
- 5 lever dead lock 244
- 3 lever sash lock 242
- 5 lever sash lock 242
- Euro dead lock 245
- Euro sash lock 243
- Flat dead lock 246
- Oval dead lock 245
- Oval sash lock 243

### UK replacement

- 3 lever dead lock 250
- 3 lever sash lock 250
- Night latch 251
- Night latch turn & release 251

### Upright

- Latch 247

## V

### Victorian

- Bow handle 124
- Cabinet knob 102, 103

### Viewer, door

- 124

## W

### Washed hinge

- Double phosphor bronze butt 276
- Stainless steel 271

### WC turn & release

- 089, 090

### Window

- Axle pulley 112
- Brighton pattern sash fastener 111
- Casement fasteners
  - 106-107, 205, 206, 207
- Casement stays 104-105, 206, 207
- Fitch fastener 110, 111
- Hex keys 114
- Quadrant arm sash fastener 110
- Roller sash stop 113
- Sash lift 108-109
- Sash ring 109

## CONDITIONS OF SALE

- 01 - Prices charged will be those stated at despatch.
- 02 - Credit terms will be 30 days from end of month unless specifically agreed otherwise.
- 03 - VAT is not included in the printed prices but will be shown as an extra on the invoice.
- 04 - All previous price lists and quotations are cancelled.
- 05 - In the event of goods developing a manufacturing fault we will replace them, but in doing so we do not accept any liability, consequential or otherwise.
- 06 - Any specifications shown in the catalogue or price list are correct on going to press.
- 07 - Verbal prices / quotations will not be deemed valid.
- 08 - All goods supplied by Zoo Hardware Ltd remain the property of Zoo Hardware Ltd until paid in full.
- 09 - Minimum carriage paid orders for the UK mainland is £125 nett. Orders below this value will be charged £7.95. Northern Ireland / Ireland, £400 carriage paid or £18 per box.
- 10 - Claims for short deliveries must be notified within 7 days from date of signing to a member of our sales team, damaged goods need to be raised within 24 hours of signing.

## DISCLAIMER

ZOO Hardware reserves the right to change designs and specifications in the interest of product development without prior notice.

## RETURNS PROCEDURE

We do not offer a sale or return policy, however in the event that you need to return products to us for any reason the following procedures should help to ensure that we handle your request efficiently.

Goods that have been held by you for longer than a period of six months from the date of invoice cannot be considered for return and credit.

We require the following details in order to process the paperwork: Item stock code, finish, quantity returned, relevant invoice number and reason for return.

Our returns department will authorise by return confirmation that we can / cannot accept back for credit and confirm re-stocking charges.

Goods to be returned to Zoo Hardware Ltd by customer at their cost and include relevant paperwork. Any returns arriving back for credit without pre-authorisation will be refused.

Goods received back in anything other than resalable condition, may result in a request for credit being refused.

With the exception of faulty or damaged goods, all goods returned will be subject to a 20% re-stocking charge.

If items are received damaged or faulty, no charge will be made and will be uplifted by Zoo Hardware Ltd.

If after our inspection a product is found to be defective due to a manufacturing fault, we will issue a credit or a free of charge replacement.

Shortages must be notified within 7 days of receipt of goods.

Notification outside the 7 day period will void any claim.



ARCHITECTURAL HARDWARE

ZOO Hardware Ltd  
Unit B, Dukes Drive  
Kingmoor Park North  
Carlisle, Cumbria  
CA6 4SH

T : + 44 (0) 1228 672 900  
F : + 44 (0) 1228 672 900  
E : [sales@zoo-hardware.co.uk](mailto:sales@zoo-hardware.co.uk)  
W : [www.zoohardware.co.uk](http://www.zoohardware.co.uk)