


# URODYNAMICS

## Accessories Catalogue



# Contents

<b>Catheters and Transducers</b> .....	<b>2</b>
Disposable 2-lumen Cystometry Catheters .....	3
Disposable 2- and 3-lumen Cystometry and Urethral Pressure Measurement Catheters .....	4
Disposable Rectal Catheters for Abdominal Pressure Measurements .....	5
Disposable Pressure Transducers .....	6
Reusable Pressure Transducers .....	6
T-Doc Air-charged Catheters .....	7
<b>Electromyography Electrodes</b> .....	<b>8</b>
Pre-gelled Disposable Surface Electrodes .....	9
Anal Sphincter and Vaginal Sponge Electrodes .....	10
St. Marks Pudendal Electrode .....	11
Ground Cables .....	11
<b>Tubes</b> .....	<b>12</b>
Infusion Sets .....	13
Cavernosometry Set .....	13
Perfusion Sets .....	14
Extension Sets .....	14
Miscellaneous .....	14

## Symbols and Abbreviations Used In This Catalogue:

N/A - not applicable	" - inches	m - metres
pc - piece	mm - millimetres	P - pressure
pcs - pieces	cm - centimeters	F - french
LF - Latex Free		

The last digit of all part codes refers to the revision number of that item.  
It is subject to change without notice, and this does not imply  
a significant alteration to the item.

# Water-filled Catheters

- Single use
- Stiff for easy insertion, softer when inserted into the patient to ensure patient comfort
- Catheters developed specifically for urodynamic studies
- Easy identification of each lumen
- Standard and special catheters
- High filling and emptying rates
- Latex and silicone balloons
- Easy setup using colour-coded luer locks and clear markings
- Patient-friendly, high-quality materials



## Cystometry Disposable 2-lumen Cystometry Catheters

Our Disposable Catheters are made of white, semi-rigid PVC. A colour-coded luer lock end facilitates connection to the urodynamic system. Centimeter graduations ease positioning of the catheters.

The infusion eye is 6 mm from the tip while the measuring eye is 16 mm from the tip.



2-lumen Catheter for measurement of bladder pressure and infusion

Description	Qty	Length	Size	Distance between eyes		Order #
2-lumen Catheter for Cystometry	10 pcs	400 mm/16"	6F	10 mm	LF	9021P5262
2-lumen Catheter for Cystometry	10 pcs	400 mm/16"	8F	10 mm	LF	9021P5282
2-lumen Catheter for Cystometry	10 pcs	400 mm/16"	10F	10 mm	LF	9021P5302
2-lumen Catheter for Cystometry, Radiopaque	10 pcs	400 mm/16"	8F	10 mm	LF	9021P5382
2-lumen Catheter for Cystometry, Tiemann Tip	10 pcs	400 mm/16"	8F	10 mm	LF	9021P5482
2-lumen Catheter for Cystometry, Tiemann Tip	10 pcs	400 mm/16"	10F	10 mm	LF	9021P5502
2-lumen Catheter for Cystometry, Pigtail	10 pcs	400 mm/16"	6F	10 mm	LF	9021P5662
1-lumen Catheter for Cystometry, Pigtail	10 pcs	300 mm/12"	4F	10 mm	LF	9021P5642
1-lumen Catheter for Cystometry, Pigtail	50 pcs	1000 mm/40"	5F	10 mm	LF	9021P1213

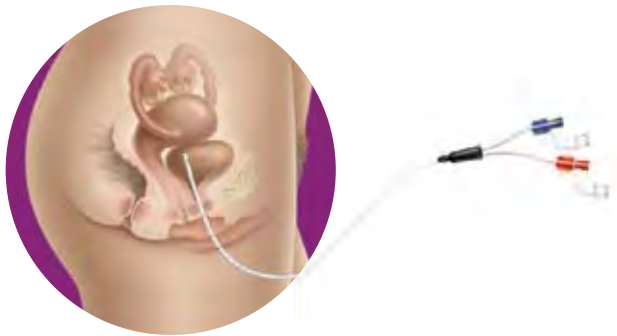
9021P5102

## Disposable 2- and 3-lumen Cystometry and Urethral Pressure Measurement Catheters

### Cystometry and Urethral Pressure Measurement

Our Disposable Catheters are made of white, semi-rigid PVC. A colour-coded luer lock end facilitates connection to the urodynamic system. Centimeter graduations ease positioning of the catheters.

The infusion eye is 6 mm from the tip while the measuring eye is 16 mm from the tip.



### 2-lumen Catheters

The vesical pressure measuring eye is located 6 mm from the tip. The two urethral pressure measuring eyes are located 66 mm from the tip. These eyes are at an angle of 90° for best results and can also be used for filling the bladder. (except 6F catheter).

### 3-lumen Catheter

The infusion eye is located 6 mm from the tip. The vesical pressure eye is 16 mm from the tip and the urethral pressure eye is located 76 mm from the tip.

The 3-lumen catheter is the easiest and fastest option as preparation and setup only have to be performed once to perform both cystometry and UPP.




Description	Qty	Length	Size	Distance between eyes	Order #
2-lumen Catheter for Cystometry & UPP	10 pcs	400 mm/16"	6F	60 mm	LF 9021P5062
2-lumen Catheter for Cystometry & UPP	10 pcs	400 mm/16"	8F	60 mm	LF 9021P5082
2-lumen Catheter for Cystometry & UPP	10 pcs	400 mm/16"	10F	60 mm	LF 9021P5102
3-lumen Catheter for Cystometry & UPP	10 pcs	400 mm/16"	9F	6/10/60 mm	LF 9021P5892
3-lumen Catheter for UPP (Tiemann tip)	10 pcs	400 mm/16"	10F	6/50 mm	LF 9021P5802
2-lumen Multipoint Catheter for UPP	10 pcs	400 mm/16"	10F		LF 9021P5812
3-lumen Catheter for Cystometry & UPP	20 pcs	400 mm/16"	8F		LF 9021P1062

## Abdominal Pressure Catheters

### Disposable Rectal Catheters for Abdominal Pressure Measurements

Our Disposable Catheters are made of white, semi-rigid PVC. Mediwatch has a wide range of rectal balloon catheters, with 2-lumen balloons in latex or silicone, and 1-lumen balloon in latex.



2-lumen Rectal Balloon Catheter



Description	Qty	Length	Size	Balloon	Order #
1-lumen rectal Balloon Catheter	10 pcs	200 mm/8"	12F	Latex 11/55 mm	9021P4222
2-lumen rectal Balloon Catheter	10 pcs	200 mm/8"	9F	Latex 7/20 mm	9021P4392
2-lumen rectal Balloon Catheter	10 pcs	300 mm/12"	12F	Latex 11/55 mm	9021P4422
2-lumen rectal Balloon Catheter	10 pcs	300 mm/12"	12F	Latex 15/70 mm	9021P4442
2-lumen rectal Balloon Catheter	10 pcs	200 mm/8"	9F	Silicone 7/20 mm	LF 9021P4592
2-lumen rectal Balloon Catheter	10 pcs	300 mm/12"	12F	Silicone 11/55 mm	LF 9021P4622
2-lumen rectal Balloon Catheter	10 pcs	300 mm/12"	12F	Silicone 15/70 mm	LF 9021P4642
1-lumen rectal Balloon Catheter	10 pcs	400 mm/16"	12F	Silicone 11/55 mm	LF 9021P4522
1-lumen rectal \ infusion Catheter	50 pcs	400 mm/16"	8F	N/A	LF 9021P1092

## Disposable and Reusable Pressure Transducers

### Disposable Pressure Transducers DPT

The Disposable Pressure Transducer Set is specifically designed for urodynamic procedures.

Description	Qty	Length		Order #
Disposable Pressure Transducer Set	4 pcs	N/A	LF	9022K0123
Cable for Disposable Pressure Transducer	1 pc	1.5 m/ 60"		9022B1654
Cable for Disposable Pressure Transducer	1 pc	0.5 m/ 20"		9022B1633

9022K0123

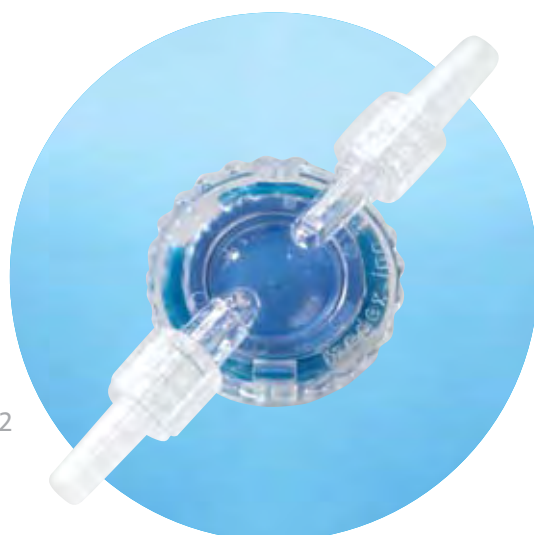


## Reusable Pressure Transducers

Reusable pressure transducers are designed to make it possible to reuse the transducer casing and electronics, so only the domes need to be disposed.

Description	Qty	Length	Instrument End	Order #
Medex Pressure Transducer	1 pc	N/A		9032K0112
Medex Disposable Dome	50 pcs	N/A	LF	9032P1012
Cable for Medex Transducer		1.5 m/ 60"	5 pole DIN	9032B1652

9032P1012



9032K0112

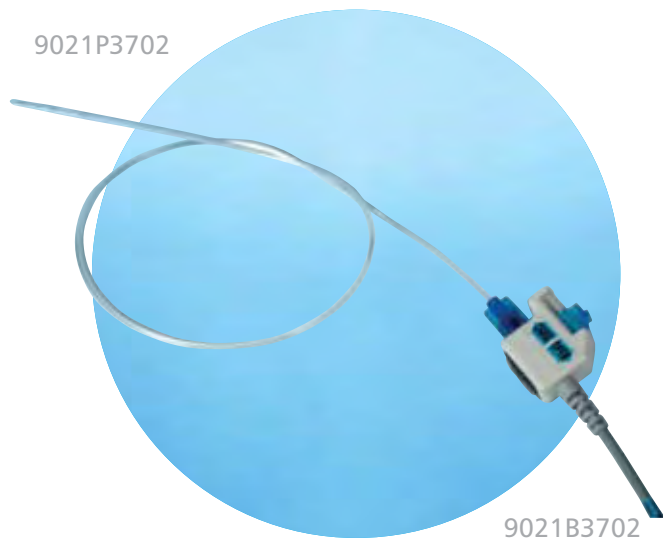


## T-Doc Catheters

### Air-charged catheters for Cystometry, Urethral Pressure Measurement and Anorectal Manometry

Air-Charged Catheters measure changes in physiologic pressure by transmittance through a micro-volume of trapped air in the catheter.

They are quick and easy to set-up and use, allowing more efficient use of time. No external transducers are required, just the cables.




#### Description

Description	Qty	Length	Size	Cable		Order #
Bladder (Pves) catheter with filling Lumen	10 pcs	546mm	7F	Vesical	LF	9021P3732
Bladder/Urethral (Pves/Pura) catheter with filling Lumen	10 pcs	546mm	7F	Urethral & Vesical	LF	9021P3712
Abdominal (Pabd) catheter	10 pcs	546mm	7F	Abdominal	LF	9021P3702
Radiopaque bladder (Pves) catheter with filling Lumen	10 pcs	546mm	7F	Vesical	LF	9021P3742
4-Channel Anorectal Catheter with radial pressure measurement	5 pcs	546mm		Anorectal	LF	9021P3762
Cable, Vesical	1 pc	2.5 m				9021B3722
Cable, Urethral	1 pc	2.5 m				9021B3712
Cable, Abdominal	1 pc	2.5 m				9021B3702
Cable, Anorectal	1 pc	2.5 m				9021B3732
Stylet	1 pc					9021P3792
Velcro® Leg Strap	1 pc					9021B3792



# Electromyography Electrodes

- Wide selection of electrodes
- Electrodes for neuro-urodynamics purposes
- Single use and multiple use electrodes



9021S0232



9013S0232

## Surface Electrodes Pre-Gelled Disposable Surface Electrodes & Cables

Mediwatch disposable electrodes have been developed with the special needs of pelvic floor examinations in mind. They are practical to use, and enhance hygiene as well as patient comfort.

The large surface electrode is designed for Anal Sphincter EMG recordings and can be used as a ground or active / reference electrode.

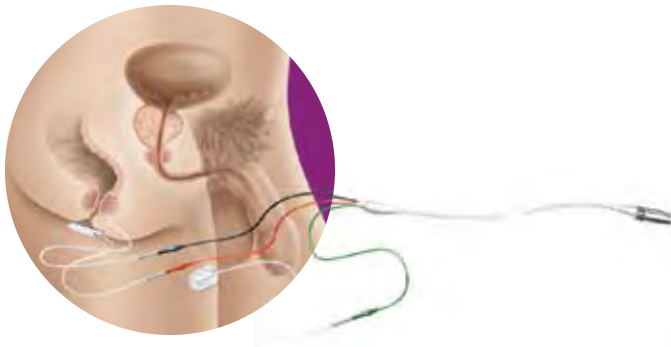

The small surface electrode is also for Anal Sphincter EMG recordings and can be used as active or reference electrode. Because of its size, it is well suited for paediatrics.

Both electrodes have a 15 cm cable to prevent the electrode cable from accidentally getting wet during procedures. The pre-gelled adhesive is gentle on the skin, yet keeps the electrode firmly in place. It also eliminates the need for extra gel.

9013S0222



9021S0232



Pre-gelled Disposable Surface Electrodes  
and 3-pronged Cable  
(ground, reference and active electrode)

Description	Qty	Length	Electrode End	Instrument End	Order #
Pre-gelled Disposable Surface Electrode	12 pcs	150 mm/6"	large surface	0.7 mm male	9021S0232
Pre-gelled Disposable Surface Electrode	12 pcs	150 mm/6"	small surface	0.7 mm male	9013S0222
Cable (ground, reference and active)	1	2 m/80"	3 x 0.7 mm female	5 pole DIN	9013C0142
Cable (active and reference electrode)	1	2 m/80"	2 x 0.7 mm female	5 pole DIN	9013C0122
Cable*	1	2 m/79"	1 x 0.7 mm female	0.7 mm female	9013C0742

\* Use with Pre-gelled Disposable Surface Electrode # 9021S0232

9013L4812

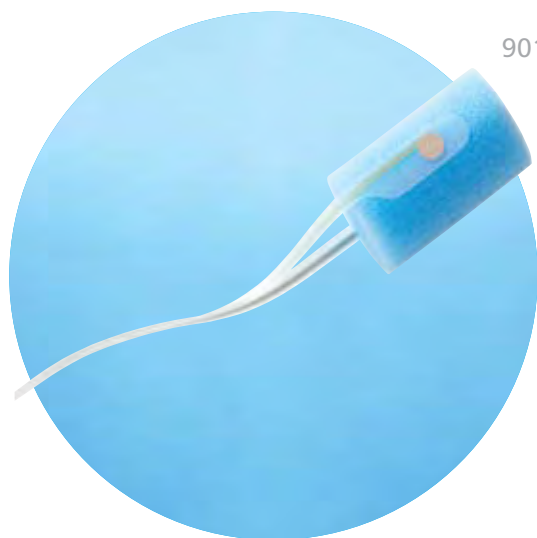
## Sponge Electrodes

### Disposable Vaginal Electrodes

Mediwatch has developed unique sphincter and vaginal sponge electrodes. The sponge is easy to insert.

It keeps the electrode firmly in place and eliminates undesirable inhibiting detrusor activity or movement artefacts.

A patient ground cable is necessary: Please refer to section on ground cables on following page.



### Disposable Vaginal Electrodes

For reliable EMG recordings to evaluate striated muscle of the urethral sphincter during routine urodynamic studies in women. The electrode stays in position so you can collect data without movement artefacts.



Disposable Vaginal Electrode

### Disposable Anal Sphincter Electrodes

For simple, reliable EMG recordings that enhance patient comfort while inhibiting detrusor activity. It has a unique slit to ease catheter insertion (9021P1092), and may be used for EMG recordings to study coordination between the detrusor and pelvic floor striated muscles during bladder filling and voiding. For both sexes.




Disposable Anal Sphincter Electrode

Description	Qty	Length	Electrode End	Instrument End	Order #
Disposable Anal Sphincter Electrodes	25 pcs	300 mm/12"			9013L4812
Disposable Vaginal Electrode	25 pcs	300 mm/12"			9021L0203
Cable for Sponge Electrodes	1 pc	20 m/80"		5 pole DIN	9013L0332
1-lumen rectal \ infusion Catheter	50 pcs	400 mm/16"	8F	LF	9021P1092

## Mediwatch St. Mark's Pudendal Electrode

The Mediwatch St. Mark's Pudendal Electrode is a diagnostic tool for the evaluation of patients with pelvic floor disorders. This combined stimulation and recording electrode, used in conjunction with an EMG stimulator, allows for easy determination of pudendal nerve conduction by sphincter and motor latency. The electrode has self-adhesive tabs for mounting onto an examining glove.

9013L4402



Description	Qty	Length	Electrode End	Instrument End	Order #
Mediwatch St. Mark's Pudendal Electrode	20 pcs	30 cm/12"	12 mm <sup>2</sup>		9013L4402
Cable	1 pc	2 m/80"	Flat Flex	2 x 5 pole DIN	9013L0322

## Ground Cables

Velcro wraparound cables are designed to be easy to place on limbs and comfortable for the patient.

9013S0774



Description	Qty	Length	Instrument End	Order #
Velcro Strap Ground Electrode	1 pc	450 mm/18"	1.5 mm female	9021S0774
Cable, ground*	1 pc	2 m/80"	1x 0.7 mm female	9013C0742



## Infusion Sets

The infusion sets are specifically designed for Mediwatch equipment in order to ensure the best result when filling the bladder.

Description	Qty	Length	Order #
Infusion Set for Pump For Sentic, Duet and Menuet Families.	25 pcs		902101175

902101175



## Cavernosometry Sets

The Infusion Set for Cavernosometry is designed for use with the Mediwatch Cavernosometry Pump Unit. Use with Winged Infusion Needle Set.

Description	Qty	Length	Order #
Infusion Set for Cavernosometry For Duet Family	25 pcs	3350 mm/132"	902101185

902101185



## Perfusion Sets

Mediwatch Perfusion Sets are used to perform perfusion of water pressure transducers. A pressure cuff is needed for perfusion, and thin tubes are used to control a transducer flow of 0.5 ml/min.

### Advantages of perfusion systems for urodynamic examinations

Mounting is easy and can be done independently of the water pump, so it can be used during the transducer's perfusion. It is also possible to carry out an urethrocystometry. The flow is set to 0.5 ml/min by the perfusion line, which reduces handling mistakes. And the mounting provides very low compliance, while dynamic response to rising pressure is rapid. Perfusion Sets for multiple channels (2-8) are available.

Description	Qty	Length	Size	Order #
Perfusion Set 2	5 pcs		LF	9021P6022
Perfusion Set 3	5 pcs		LF	9021P6032
Perfusion Set 4	5 pcs		LF	9021P6042
Perfusion Set 8	5 pcs		LF	9021P6082

9021P6032

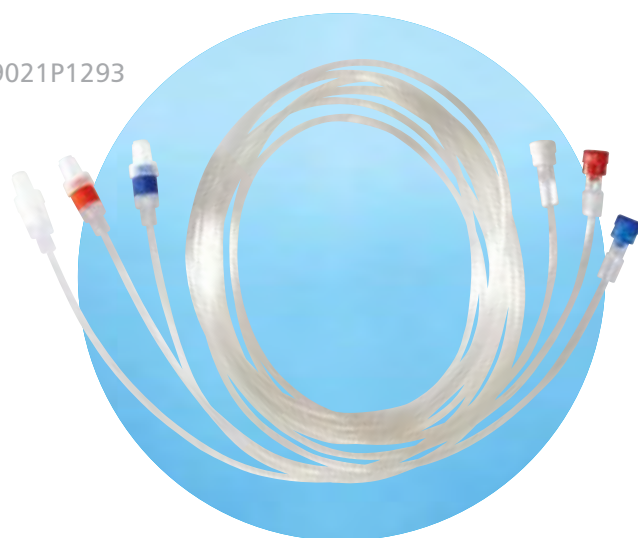


## Extension Sets

Extension lines include a separate non-compliant extension line with luer-locks.

Description	Qty	Length		Order #
Extension Line	10 pcs	1500 mm / 60"	LF	9021P6332
Extension Line	10 pcs	900 mm / 36"	LF	9021P6322
Extension Line	10 pcs	600 mm / 24"	LF	9021P6312
Extension Set 2	10 pcs	1500mm / 60"	LF	9021P1283
Extension Set 3	10 pcs	1500mm / 60"	LF	9021P1293

9021P1293



## Miscellaneous

Description	Qty	Order #
T-piece	10 pcs	9021P1163
3-way stopcock	100 pcs	9021P1183
Luer®-lock connector	50 pcs	9021P1232

9021P1163



## **Urodynamics** **Accessories Catalogue**

### **North America**

Mediwatch USA  
1501 Northpoint Parkway, Suite 103,  
West Palm Beach, FL 33407, USA

Tel: 1-561-471-2611  
Fax: 1-866-871-8262  
888-471-2611 Toll Free USA only  
E-mail: [sales@mediwatchusa.com](mailto:sales@mediwatchusa.com)  
Website: [www.mediwatch.com](http://www.mediwatch.com)

### **Rest of World**

Mediwatch UK  
Swift House, Cosford Lane, Rugby,  
CV21 1QN, UK

Tel: +44 (0) 1788 547888  
Fax: +44 (0) 1788 536434  
E-mail: [info@mediwatch.com](mailto:info@mediwatch.com)  
Web: [www.mediwatch.com](http://www.mediwatch.com)

### **Distributed By:**

