

PRO Power Tools

Industry & Maintenance



Sustainable Productivity







Contents

IMPACT WRENCHES	6
RATCHET WRENCHES	16
BATTERY TOOLS	22
SCREWDRIVERS	28
DRILLS	34
ANGLE AND VERTICAL GRINDERS	40
DIE GRINDERS	46
SANDING & POLISHING	52
PERCUSSIVE TOOLS	62
VIBRATION AND SOUND VALUES	72

How to use our tools safely

Some safety tips

Below are few tips to increase power tool safety and help avoid injury and accidents. These tips, however, are no substitute for the PRO tools safety and instruction manuals.



Conduct a visual inspection of the tool before use

Check the tool, including hoses or fittings, for signs of damage and replace defect parts if necessary. Check for cracks in the sockets, grinding wheels, chisels, etc., and replace damaged parts if required.



Check the free speed of the tool

Make sure the measured speed at a pressure of 6.3 bar does not exceed the rated speed of the tool. Before checking the measured speed, always remove wheels, burrs, sockets, etc.



Use the right accessories

Always use the accessories recommended in the safety manual. Never use hand sockets with impact or ratchet wrenches. Never use a grinding wheel, burr, cone wheel, etc., marked with a speed lower than the speed of the grinder. Always disconnect the air tool before changing accessories.



Wear safety gear

Always use appropriate safety equipment, such as goggles and earplugs. When required, wear gloves, apron and helmet. When working with materials that produce airborne particles, be sure to wear a dust mask or similar protective gear and use other equipment, such as dust extractors, to control exposure to harmful substances.



Before grinding, test the tool

Test run the grinder in a protected area before starting work and after changing the wheel. Make sure that the space around is free from other people.



Maintain a safe work area

Keep other people at a safe distance away from your workspace while you use the tools. Beware of hoses on the walking or work surface. Always direct exhaust air away from yourself and others. Never use an air tool in explosive atmospheres. Stay away from electric wiring because an air tool is not insulated for contact with electrical power sources.



After work

Always disconnect your air tool after use.

Safe hand tool operation is a fundamental tenet of PRO tool design. All of our tools have features that safeguard operators against work-related injuries and machine-related hazards. But the best way to ensure hand tool safety is to ensure that operators use the recommended safety practices. That is why each PRO tool comes with a safety and instruction manual that operators should read and follow when using our tools. For a copy of these manuals, contact your local PRO representative.

For more information on safe power tool operation, please refer to the rules for tool safety from these two organizations: Safety Code for Portable Air Tools, ANSI B186.1 American National Standards Institute (ANSI) 11 W. 42nd St, 13th floor, New York, NY 10036. Further occupational health and safety information can be obtained from the following web sites: <http://www.osha.gov> (USA) <http://europe.osha.eu.int> (Europe)

Tools for professionals

Tools for professionals

Some years ago, we took the high quality die-cast moulds used to manufacture industrial tools for production lines and produced the PRO rang of hand-held tools for light industry users.

The tools were an immediate success and we continuously expanded the range with tools that demanding industrial users need to get the job done.

We also added extras to make life easier for industry, including the best industry warranties, fast service and unmatched technical support.

The popular choice for professionals!

Features and benefits

- Design** Attractive, comfortable to hold, very portable.
- Robust** Sturdy material, solid design, excellent performer. PRO keeps on working and gets results.
- Quality** PRO comes with a long list of best-in-class features.
- Power** The work gets done in record time. It's easy to handle tough jobs with PRO.
- Warranty** The best assurance of quality and performance is a generous warranty.



Atlas Copco



Impact Wrenches

Power and durability!

If you are looking for a superior impact wrench, you've come to the right place! Light, compact and built for speed and comfort, PRO impact wrenches help you get the job done quickly and with minimum effort.

The PRO range offers a wide selection of wrenches to meet all needs. PRO impact wrenches are ideal for automotive repair, heavy equipment maintenance, product assembly, major construction projects, or any other application requiring high torque output.

PRO Compact - best power-to-weight ratio

PRO Compact are lightweight tools with composite housings. Perfect for tackling the toughest industrial jobs, PRO Compact impact wrenches deliver the best power-to-weight ratio within the PRO range.

Powered by an advanced twin-hammer mechanism, these compact impacts deliver excellent performance. State-of-the-art vibration damping and noise reduction technology make them easy to work with all day long.

PRO explosion-proof models

PRO Compact XP tools meet stringent European standards and comply with ATEX Directive I M2 II 2G IIB T4 II2D 135°. These explosion-proof products are designed for use in hazardous environments, such as coal mines, petrochemical plants, or wherever a spark-reduced safety tool is required.

Whatever the job, you can rely on PRO impact wrenches to get it done smoothly and easily.

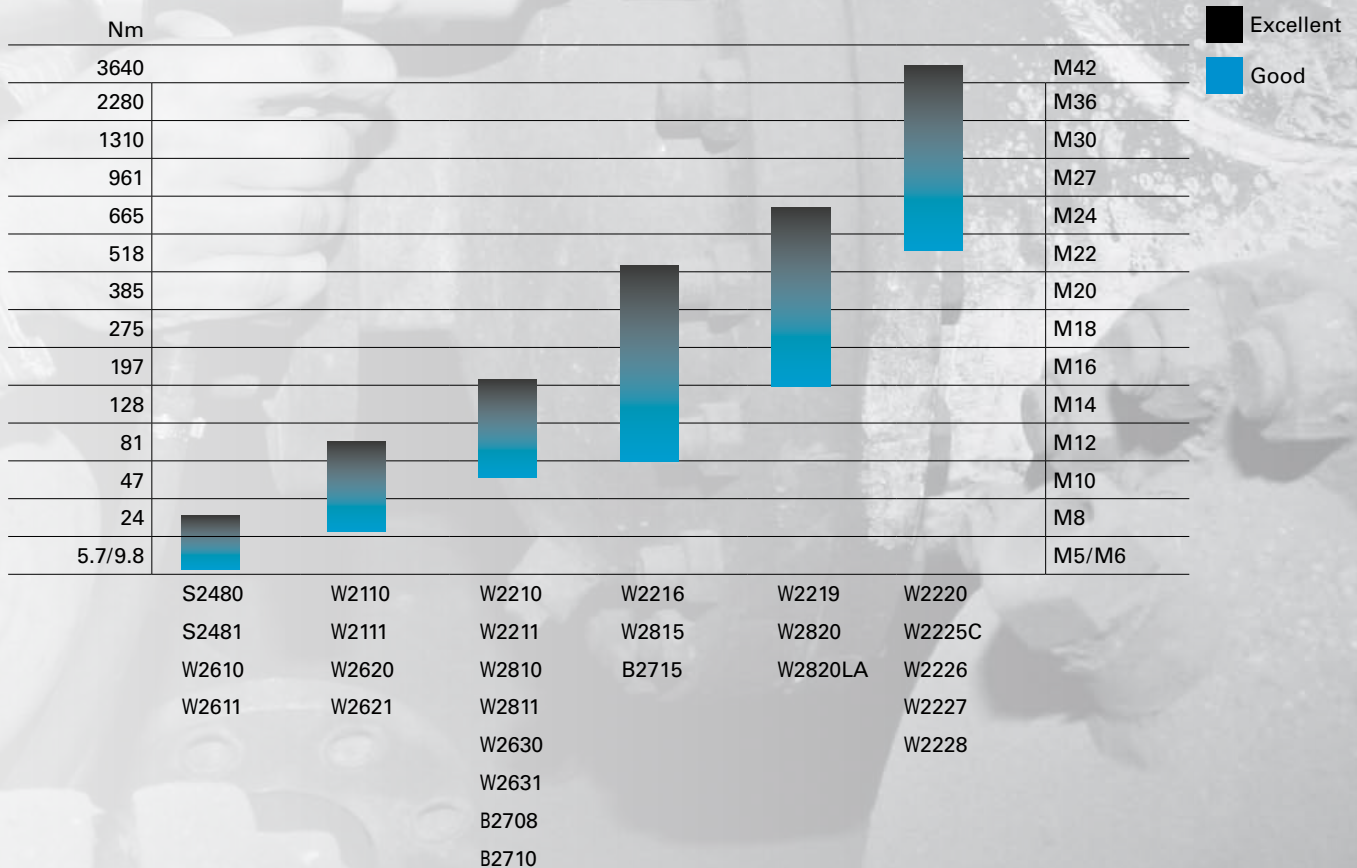


- **Twin hammer impact mechanism for fast run down**
- **Robust fiber glass reinforced composite housing**
- **Important motor parts made of steel instead of aluminum for longer life time**
- **Three torque settings forward**
- **Thumb reverse lever and torque setting integrated with the trigger for easy operation with one hand**
- **Ergonomic rubber grip on handle for insulation and comfort**



Selection guide

Impact & ratchet wrenches recommended torque range



Impact Wrenches

Compact line



W2810/W2811



W2815



W2820/ W2820LA

Model	Bolt size mm	Square drive in	Max torque fwd Nm	Recommended torque range Nm	Free speed r/min	Weight kg	Length mm	Air consumption l/s	Rec. Hose size mm	Air inlet thread in	Ordering No.
W2810	M14	3/8	470	200-360	10,000	1.3	160	10	10	1/4	8434 1248 10
W2811	M14	1/2	470	200-360	10,000	1.3	160	10	10	1/4	8434 1248 11
W2815	M16	1/2	1,085	300-680	7,400	2.0	191	16	10	1/4	8434 1248 15
W2815-Pin retainer	M16	1/2	1,085	300-680	7,400	2.0	191	16	10	1/4	8434 1248 16
W2820	M22	3/4	1,490	350-920	4,500	3.8	240	20	13	3/8	8434 1248 20
W2820LA	M22	3/4	1,490	350-920	4,500	3.8	240	20	13	3/8	8434 1248 21

Power socket kits



PRO WS1001



PRO WS1002










PRO WS1003

Model	Square drive in	Socket type	Number of sockets	Sockets included	Ordering No.
PRO WS1001	3/8	Metric impact socket	13	7, 8, 9, 10, 11, 12, 13, 14, 15, 16, 17, 18, 19 mm	4112 0607 91
PRO WS1002	1/2	Metric impact socket	14	10, 11, 12, 13, 14, 15, 16, 17, 18, 19, 21, 22, 26, 27 mm	4112 0607 92
PRO WS1003	1/2	Metric deep impact socket	14	10, 11, 12, 13, 14, 15, 16, 17, 18, 19, 21, 22, 26, 27 mm	4112 0607 93

Impact Wrenches

Optional accessories

		W2810	W2811	W2815	W2815-Pin retainer	W2820	W2820LA
Suspension yoke		4112 3001 45	4112 3001 45	4112 3001 35	4112 3001 35	4112 3001 54	4112 3001 54
Protective cover		4112 1500 11	4112 1500 11	4112 1500 15	4112 1500 15		
Anvils		4112 3006 91*	4112 3006 97*	4112 3005 91*	4112 3005 91	4112 3006 99*	4112 3006 99
Standard	Ring retainer						
		4112 1500 27	4112 1500 30	4112 1500 33	4112 1500 33	4112 1500 34	4112 1500 34
	Through hole and ring retainer						
		4112 1500 28	4112 1500 31	4112 3005 99	4112 3005 99*		
	Pin retainer						
		4112 1500 29	4112 1500 29				
	Quick change						
6"						4112 1500 32	4112 1500 32*
	Through hole and ring retainer						

* Included with tool

Impact Wrenches

Capacity M5-M22



S2480/S2481



W2110/W2111



W2210A/W2211



W2216



W2216 KIT



W2219

Model	Bolt size mm	Square drive in	Max torque fwd Nm	Recommended torque range Nm	Free speed r/min	Weight kg	Length mm	Air consumption l/s	Rec. Hose size mm	Air inlet thread in	Ordering No.
S2480	M5	1/4 HEX QC	20	6-13	6,500	0.78	132	10	6.3	1/4	8431 0257 90
S2481	M6	1/4 HEX QC	28	11-20	5,000	0.88	143	8	6.3	1/4	8431 0257 92
W2110	M12	1/4 HEX QC	94	13-70	8,000	0.98	160	8.7	10	1/4	8434 1244 20
W2111	M12	3/8	94	13-70	8,000	0.98	154	8.7	10	1/4	8334 1244 23
W2210A	M14	3/8	270	70-180	9,000	1.70	160	8.7	10	1/4	8434 1244 31
W2211	M14	1/2	270	70-180	9,000	1.70	160	8.7	10	1/4	8434 1244 33
W2216	M16	1/2	720	150-640	7,000	2.50	195	11.6	10	1/4	8434 1244 75
W2216 KIT*	M16	1/2	720	150-640	7,000	2.50	195	11.6	10	1/4	8434 1244 76
W2219	M22	3/4	1030	450-700	3,800	5.10	255	12.2	10	1/4	8434 1244 37

* Sockets included 13, 15, 17, 19, 24 mm.

Impact Wrenches

Explosion proof



W2315XP



W2320XP

Model	Bolt size mm	Square drive in	Max torque fwd Nm	Recommended torque range Nm	Free speed r/min	Weight kg	Length mm	Air consumption l/s	Rec. Hose size mm	Air inlet thread in	Ordering No.
W2315XP	M16	1/2	780	320-610	7,000	2.50	190	12	10	1/4	8434 1245 17
W2320XP	M22	3/4	1,050	340-870	4,000	4.70	240	19	13	1/4	8434 1245 22

Optional accessories

W2219

Protective cover



4112 0396 00

Anvils



4112 0375 90*

Standard

Ring retainer

Impact Wrenches

Capacity M22-M36



W2220/ W2226C



W2227



W2225C










W2228

Model	Bolt size mm	Square drive in	Max torque fwd Nm	Recommended torque range Nm	Free speed r/min	Weight kg	Length mm	Air consumption l/s	Rec. Hose size mm	Air inlet thread in	Ordering No.
W2220	M30	3/4	1,300	670-1,200	3,800	6.3	270	18	13	3/8	8434 1244 39
W2226C	M30	1	1,300	670-1,200	3,800	6.8	270	18	13	3/8	8434 1244 56
W2227	M30	1	1,300	670-1,200	5,000	6.8	355	18	13	3/8	8434 1244 58
W2225C	M36	1	2,710	810-1,500	4,000	10.1	290	36	13	3/8	8434 1244 54
W2228	M36	1	2,710	810-1,500	4,000	11.6	410	36	13	3/8	8434 1244 62

Impact Wrenches

Optional accessories

Anvils		W2220	W2226	W2227	W2225C	W2228
 Standard	 Ring retainer	4112 1430 00				
	 Through hole and ring retainer	4112 1500 23	4112 1432 00*	4112 1432 00*	4112 0824 80*	4112 0824 80*
 6"	 Pin retainer	4112 1431 00	4112 1433 00	4112 1433 00	4112 0830 80**	4112 0830 80**
 8"	 Through hole and ring retainer		4112 1434 00	4112 1434 00		

* Included with tool
** Lenght 5 5/8



Ratchet Wrenches



Compact and powerful!

Powerful, reversible and durable, PRO high performance ratchet wrenches are designed for easy access in confined spaces and a long working lifetime. Most important of all, they are designed with the operator in mind.

The PRO range offers a wide selection of wrenches to meet all needs. PRO ratchet wrenches are ideal for automotive repair, heavy equipment maintenance, product assembly, major construction projects, or any other application requiring high torque output.

PRO compact line ratchet wrenches

Each tool has a unique composite housing that provides improved ergonomics, reduced vibrations and higher power-to-weight ratio.

The variable, feather-touch trigger puts you in full control and switching from forward to reverse couldn't be simpler. The finishing touches are an air exhaust that swivels through 360° to direct the air away from you and a rubber grip that provides both insulation and comfort.

Whatever the job, you can rely on the PRO ratchet wrenches to get it done smoothly and easily.

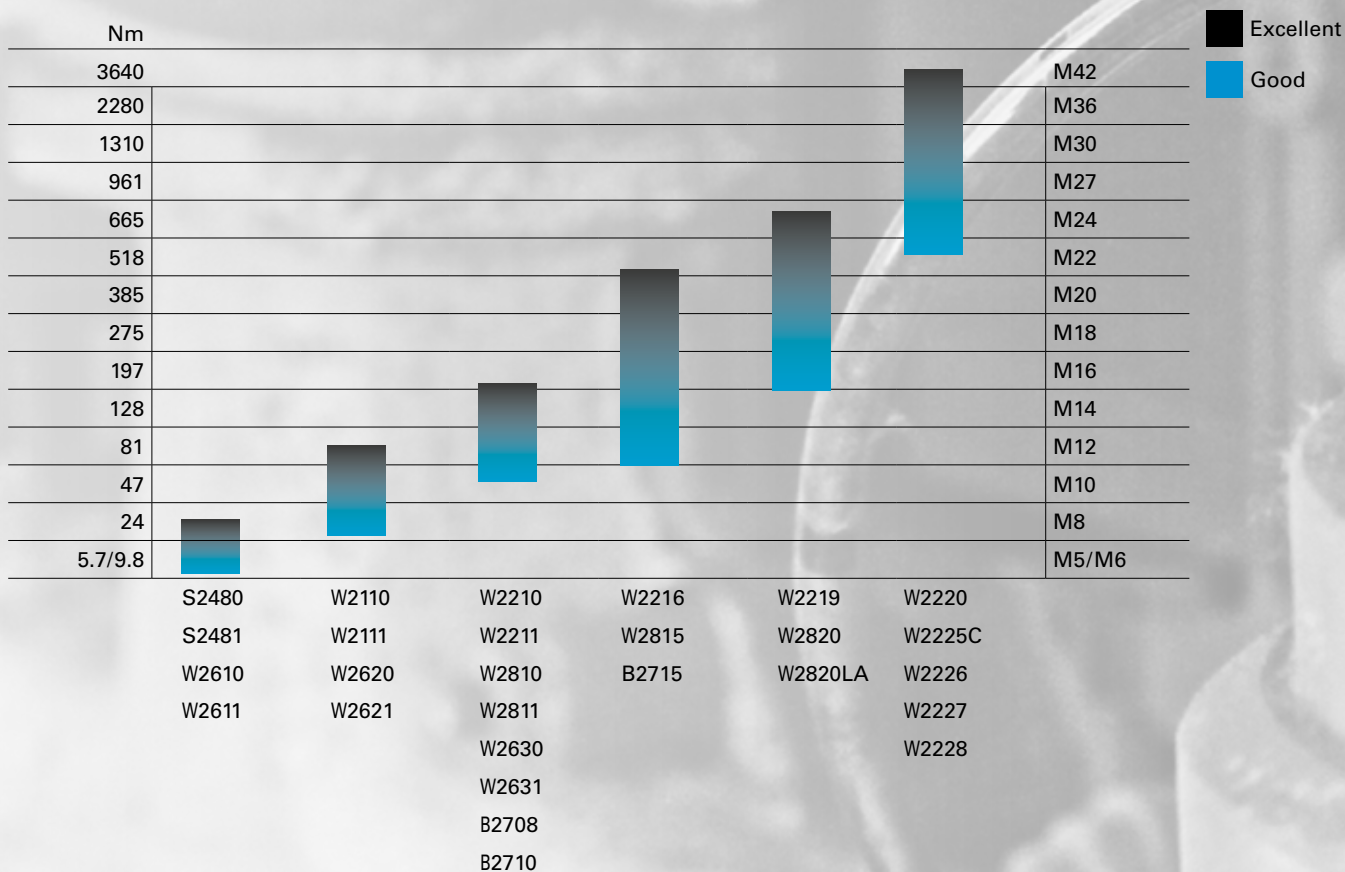


- **Great power-to-weight ratio**
- **Robust composite housing**
- **Rubber grip on handle for insulation and comfort**
- **Easy switch between forward and reverse**
- **+360 degrees adjustable air exhaust**



Selection guide

Impact & ratchet wrenches recommended torque range



Ratchet Wrenches

M22-M36



W2610/W2611



W2620/W2621



W2630/W2631

Model	Bolt size mm	Square drive in	Torque range Nm	Free speed r/min	Weight kg	Length mm	Air consumption l/s	Rec. Hose size mm	Air inlet thread in	Ordering No.
W2610	M8	3/8	4-40	280	0.55	192	9	10	1/4	8431 0350 10
W2611	M8	1/4	4-40	280	0.55	192	9	10	1/4	8431 0350 11
W2620	M12	1/2	5-68	170	1.1	271	10	10	1/4	8431 0350 20
W2621	M12	3/8	5-68	170	1.1	271	10	10	1/4	8431 0350 21
W2630	M14	1/2	25-80	200	1.2	307	11	10	1/4	8431 0350 30
W2631	M14	3/8	25-80	200	1.2	307	11	10	1/4	8431 0350 31

Ratchet Wrenches

Socket kits



PRO WS1001



PRO WS1002



PRO WS1003

Model	Square drive	Socket type	Number of sockets	Sockets included	Ordering No.
PRO WS1001	3/8	Metric impact socket	13	7, 8, 9, 10, 11, 12, 13, 14, 15, 16, 17, 18, 19 mm	4112 0607 91
PRO WS1002	1/2	Metric impact socket	14	10, 11, 12, 13, 14, 15, 16, 17, 18, 19, 21, 22, 26, 27 mm	4112 0607 92
PRO WS1003	1/2	Metric deep impact socket	14	10, 11, 12, 13, 14, 15, 16, 17, 18, 19, 21, 22, 26, 27 mm	4112 0607 93



Atlas Copco



Battery Tools

Power and mobility!

It pays to choose PRO battery tools. Although deceptively light, well-balanced and comfortable to work with, they are built for durability, and ready to take on the toughest jobs. All tools have an impact mechanism for fast rundown and maximum torque.

The PRO range offers a wide selection of wrenches to meet all needs. PRO battery wrenches are ideal for automotive repair, heavy equipment maintenance, product assembly, major construction projects, or any other application requiring high torque output.

Latest battery technology

PRO battery tools feature the latest Li-Ion battery technology. This ensures long working cycles throughout the charge and excellent power-to-weight ratios.

The tools come with a universal charger that works with both 10.8V and 18V batteries, and offers fast, easy battery connection. Battery packs are rubber coated to protect the battery and not damage the work surface.

The tools are delivered in complete kits including, tool, 2 batteries, charger, cable and carrying case.

Whatever the job, you can rely on the PRO ratchet wrenches to get it done smoothly and easily.



- **Lightweight**
- **One hand forward and reverse**
- **Efficient motor with low electric consumption**
- **2.95 kg**
- **Universal charger**
- **Easy and quick connect battery**
- **Power indicators**
- **Li-Ion battery for more power and longer cycles**
- **Replacable carbon brushes**
- **Great power to weight ratio**
- **575 Nm**
- **Rubber coated handle**
- **Well balanced**
- **Two batteries included**
- **SONY battery**



Selection guide

Impact & ratchet wrenches recommended torque range



Battery Tools

Ratchet wrench



B2704

Screwdriver



B2708

Impact wrench



B2710



B2715

Model	Bolt size mm	Square drive in	Max torque fwd Nm	Recommended torque range Nm	Free speed r/min	Weight kg	Length mm	Voltage V	Amp. hours	No. of batteries included	Charge time hours	Ordering No.
B2704	M12	1/2		5-68	180	1.33	300	10.8	1.5	2	1	8434 1246 40
B2708	M14	1/4 HEX QC	130	15-95	2,400	1.65	171	10.8	2.4	2	1	8434 1246 20
B2710	M14	3/8	130	15-95	2,400	1.65	171	10.8	2.4	2	1	8434 1246 10
B2715	M16	1/2	575	70-510	1,900	2.95	235	18	2.4	2	1	8434 1246 00

Worklight



PRO B110 WORK LIGHT

Model	Bulb type	Brightness 10 cm	Weight	Length	Ordering No.
PRO B110 WORK LIGHT	LED 16 pcs	10,000 LUX	0.29 kg	290 mm	8434 1246 30

Battery not included. Works with both 10.8V and 18V batteries.

Accessories



Model	Battery	Ordering No.
B2704	10.8V	4112 3000 52
B2708, B2710	18V Li-Ion	4112 1545 00
B2715	18V	4112 1545 01

Model Charger	Ordering No.
B2704	4112 3010 05
B2708, B2710, B2715	4112 1545 02

Socket kits



PRO WS1001



PRO WS1002



PRO WS1003

Model	Square drive in	Socket type	Number of sockets	Sockets included	Ordering No.
PRO WS1001	3/8	Metric impact socket	13	7, 8, 9, 10, 11, 12, 13, 14, 15, 16, 17, 18, 19 mm	4112 0607 91
PRO WS1002	1/2	Metric impact socket	14	10, 11, 12, 13, 14, 15, 16, 17, 18, 19, 21, 22, 26, 27 mm	4112 0607 92
PRO WS1003	1/2	Metric deep impact socket	14	10, 11, 12, 13, 14, 15, 16, 17, 18, 19, 21, 22, 26, 27 mm	4112 0607 93





Screwdrivers

Speed and precision!

For unmatched fastening performance, PRO screwdrivers are the obvious choice. These versatile, highly engineered tools meet and surpass today's demands for performance in terms of speed, precision and durability. Add well balanced designs that contribute to good ergonomics, and PRO screwdrivers take your productivity to a whole new level. Whatever your application one of our four different clutch types will be the ideal match for the job.

PRO Impact Drive Screwdrivers

Ideal for fast assembly and disassembly, a double-hammer mechanism really gets the job done. These lightweight tools offer a productive blend of operator comfort and exceptional performance. There are two models - both are reversible with a simple flip-off lever on the side of the tool shaft.

PRO Direct Drive Screwdrivers


Our direct-drive models stall when they reach maximum torque and are well suited for self-tapping screws and wood screws.

PRO Slip-Clutch Screwdrivers

Our slip-clutch screwdrivers provide an implied pulsating force, or slip, once you reach the desired torque. Features include adjustable torque settings, trigger and push start for pistol grips, and lever and push start for straight models. They are suitable for soft joints or for use with sheet metal screws, wood screws or self-tapping screws where the torque level may peak temporarily during the homing phase.

PRO Shut-off Screwdrivers

If it's high torque accuracy you are looking for, these are the tools for you! Our fast shut-off models deliver the smooth performance and high quality tightening you need.



- Slip-clutch for torque control. Once the desired torque is reached the coupling slips
- Well balanced and ergonomic
- Soft-start trigger for smooth operation
- +360 degrees adjustable air exhaust
- Silent



Selection guide

Type	Machine screw 4.8	Machine screw 8.8	Thread forming screw-M	Thread forming screw-ST	Thread forming screw-ST plastic	Self drilling screw-S	Wood screw
Impact clutch	Recommended	Recommended	Recommended	Recommended	Not recommended	Recommended	Recommended
Direct drive	OK	OK	OK	OK	Not recommended	Recommended	Recommended
Slip clutch	OK	OK	OK	Recommended	OK	Recommended	Recommended
Shut-off clutch	Recommended	Recommended	Recommended	OK	Recommended	OK	Not recommended

■ Recommended

■ OK

■ Not recommended

Screwdrivers

Impact drive



S2480/S2481

Model	Screw size mm	Torque range Nm	Free speed r/min	Weight kg	Length mm	Air consumption l/s	Rec. Hose size mm	Air inlet thread in	Ordering No.
S2480	M5	6-13	6,500	0.78	132	10	10	1/4	8431 0257 90
S2481	M6	11-20	5,000	0.88	143	8	10	1/4	8431 0257 92

Direct drive



S2305/S2326

Model	Screw size mm	Torque range Nm	Free speed r/min	Weight kg	Length mm	Air consumption l/s	Rec. Hose size mm	Air inlet thread in	Ordering No.
S2305	M8	0-12	750	0.9	198	5.6	6.3	1/4	8431 0257 28
S2326	M6	0-4.5	2,400	0.8	178	5.6	6.3	1/4	8431 0257 36

Slip-clutch



S2308-C/S2309-C/S2310-C

Model	Screw size mm	Torque range Nm	Free speed r/min	Weight kg	Length mm	Air consumption l/s	Rec. Hose size mm	Air inlet thread in	Ordering No.
S2308-C	M6	2.5-11	950	1.1	225	8.4	10	1/4	8431 0257 20
S2309-C	M5	1.5-7.5	1,200	1	245	7	10	1/4	8431 0257 22
S2310-C	M8	2-15	800	1.1	225	8.5	10	1/4	8431 0257 24

Slip-clutch



S2340-C/S2360-C/S2370-C

Model	Screw size mm	Torque range Nm	Free speed r/min	Weight kg	Length mm	Air consumption l/s	Rec. Hose size mm	Air inlet thread in	Ordering No.
S2340-C	M3	0.5-2	1,300	0.9	250	4	6.3	1/4	8431 0257 40
S2360-C	M4-M5	1.3-7	700	0.9	260	4	6.3	1/4	8431 0257 60
S2370-C	M5	2-6	1,300	0.9	250	4	6.3	1/4	8431 0257 70

Shut-off



S2450-P/S2451-P/S2452-P

Model	Screw size mm	Torque range Nm	Free speed r/min	Weight kg	Length mm	Air consumption l/s	Rec. Hose size mm	Air inlet thread in	Ordering No.
S2450-P	M5	2.4-5	1,100	1.1	225	6	10	1/4	8431 0257 84
S2451-P	M5	3.5-7.5	800	1.1	250	7	10	1/4	8431 0257 86
S2452-P	M6	3.5-12	580	1.1	250	7	10	1/4	8431 0257 87

Shut-off



S2416-L/S2426-L/S2428-L

Model	Screw size mm	Torque range Nm	Free speed r/min	Weight kg	Length mm	Air consumption l/s	Rec. Hose size mm	Air inlet thread in	Ordering No.
S2416-L	M3	0.5-1.6	1,500	0.9	230	6	10	1/4	8431 0257 82
S2426-L	M4	1.2-2.6	1,500	0.9	230	6	10	1/4	8431 0257 80
S2428-L	M5	3.5-7	700	1	242	6	10	1/4	8431 0257 81





Drills

Superior hole quality!

PRO drills are robust, high-performance, user-friendly tools that you can rely on to deliver superior hole quality in your most demanding applications.

Designed with operator comfort in mind, PRO drills offer speed, power, accuracy and smooth, virtually silent operation. They also feature an ergonomically designed handle, and air exhaust through the handle.

A PRO drill for every job

PRO pistol drills are suitable for most drilling operations. PRO 90 degree angle drills are convenient for drilling operations in confined spaces. PRO straight drills are primarily designed for vertical drilling operations and for drilling in cramped spaces.



- Well balanced and ergonomic
- High spindle accuracy
- Soft-start throttle
- Silent
- Air exhaust through handle
- Oil-free
- Available with key or quick chuck



Selection guide

Model	r/min		Mild steel 20-30 m/min	Alloy steel 5-15 m/min	Cast iron 15-20 m/min	Aluminum and bronze 50-80 m/min	Wood and board 80-150 m/min	Composite 50-100 m/ min
D2112	5,400	Drill dim. / mm	1.0-2.0	-	-	2.5- 5.0	4.0-8.0 ^a	1.0-5.0
D2116/D2160	2,400		2.5-6.0	1.0-3.0	2.0-4.0	8.0-13.0 ^a	8.0-13.0 ^a	-
D2163	2,000		2.5-6.0	1.0-3.0	2.0-4.0	8.0-13.0 ^a	8.0-13.0 ^a	-
D2121	750		8.0-13.0	3.0-8.0	7.0-13.0	-	-	-
D2148-R	750		8.0-13.0	3.0-8.0	7.0-13.0	-	-	-

a) Drill size larger than standard chuck capacity.

Drills

Pistol Grip



D2112/D2116



D2112Q/D2116Q

Model	Free speed r/min	Chuck capacity mm	Weight kg	Length incl chuck mm	Air consumption l/s	Rec. Hose size mm	Air inlet thread in	Power W	Chuck type	Ordering No.
D2112	5,400	1-6.5	1	206	10	10	1/4	350	Key	8421 0405 05
D2112Q	5,400	1-10	1	211	10	10	1/4	350	Quick change	8421 0405 10
D2116	2,400	1.5-10	1	211	10	10	1/4	350	Key	8421 0405 13
D2116Q	2,400	1-10	1	211	10	10	1/4	350	Quick change	8421 0405 15



D2121



D2121Q



D2148-R



D2148-RQ

Model	Free speed r/min	Chuck capacity mm	Weight kg	Length incl chuck mm	Air consumption l/s	Rec. Hose size mm	Air inlet thread in	Power W	Chuck type	Ordering No.
D2121	750	2-13	1.4	248	10	10	1/4	340	Key	8421 0405 21
D2121Q	750	1.5-13	1.4	248	10	10	1/4	340	Quick change	8421 0405 25
D2148-R	750	2-13	1.45	248	10	10	1/4	250	Key	8421 0407 03
D2148-RQ	750	1.5-13	1.45	248	10	10	1/4	250	Quick change	8421 0407 05

Straight Drill



D2160



D2160Q

Model	Free speed r/min	Chuck capacity mm	Weight kg	Length incl chuck mm	Air consumption l/s	Rec. Hose size mm	Air inlet thread in	Power W	Chuck type	Ordering No.
D2160	2,400	1.5-10	0.85	234	11	10	1/4	460	Key	8421 0410 16
D2160-Q	2,400	1-10	0.85	234	11	10	1/4	460	Quick change	8421 0410 20

Pistol Grip



D2163



D2163Q

Model	Free speed r/min	Chuck capacity mm	Weight kg	Length incl chuck mm	Height incl chuck mm	Air consumption l/s	Rec. Hose size mm	Air inlet thread in	Power W	Chuck type	Ordering No.
D2163	2,000	1.5-10	1.1	242	128	9.3	10	1/4	330	Key	8421 0410 08
D2163-Q	2,000	1-10	1.1	242	128	9.3	10	1/4	330	Quick change	8421 0410 15

Optional accessories for model D2163/D2160

Model	Ordering No.
Exhaust air hose	4150 1077 80
Support handle	4110 1355 85

Optional accessories for all drills

Key chucks, key included, mount 3/8-24 UNF	Ordering No.
0-6.5 Chuck capacity mm (standard with D2112)	4021 0444 00
1.5-10 Chuck capacity mm (standard with D2116, D2163)	4021 0446 00
2-13 Chuck capacity mm (standard with D2121, D2148-R)	4021 0447 00
1-10 mm Keyless chuck (standard with D2112Q, D2116Q)	4021 0497 90
1.5-13 mm Keyless chuck (standard with D2121Q, D2148-RQ)	4021 0496 90
Quick-change chuck for 1/4 bits mount 3/8-24 UNF	4021 0443 00
Drill depth stop	4110 1370 80
Drill depth stop to be used with support handle	4110 1355 81
Use in/for 2112/16/21, exhaust air hose	4210 2053 00
2148-R Exhaust air hose (D2112, D2116, D2121)	4210 2929 00



Atlas Copco



Angle and Vertical Grinders

Get more done in less time!

With a powerful grinder from the Atlas Copco PRO range you will remove more material and get the job done in less time.


PRO grinders are a popular choice for high quality finishing and general surface preparation. They are durable, light-weight tools, that deliver all the power you need, yet easy to handle. All grinders, except the G2408-series, have built-in speed governors running the grinding disc at optimal speed.

Angle grinders

For rough grinding as well as general adjustment grinding, weld preparations and light cleaning of castings the angle grinder is the best choice. With its small size and high power the angle grinder makes the job easy. Angle grinders with power output from 350 to 1,300 W are available in the PRO range. The tools are equipped with speed governors and over-speed shut-off when needed.

Vertical grinders

The rigid design with a vertically standing air motor and nodular cast iron cylinder gives impressively long service life and durability. The nodular cast iron has a lubricating effect, which prolongs the intervals between service. The vertical grinders are suitable for very rough grinding and cutting off operations on open surfaces.



- **Great power-to-weight ratio**
- **Speed governor for optimal grinding speed**
- **Rubber grip on handle for insulation and comfort**
- **Safety start lever and over-speed shut-off device**
- **Adjustable wheel guard**



Angle and Vertical Grinders

Angle grinder 350 W



G2408-100/-115/-125

Angle grinder 800 W



G2510-100/-115/-125

Model	Max free speed r/min	Max wheel diameter mm	Spindle thread	Power W	Weight kg	Length mm	Air consumption l/s	Rec. Hose size mm	Air inlet thread in	Ordering No.
G2408-100	12,000	100	3/8-24 UNF	350	0.9	225	13.1	10	1/4	8423 0314 60
G2408-115	12,000	115	3/8-24 UNF	350	0.9	225	13.1	11	1/4	8423 0314 78
G2408-125	12,000	125	3/8-24 UNF	350	0.9	225	13.1	12	1/4	8423 0314 80
G2510-100	13,300	100	3/8-24 UNF	800	1.6	207	17	13	3/8	8423 0316 02
G2510-115	12,000	115	M14	800	1.6	207	17	13	3/8	8423 0316 01
G2510-125	2,000	125	M14	800	1.6	207	17	13	3/8	8423 0316 00

Angle grinder 1,300 W



G2515

Model	Max free speed r/min	Max wheel diameter mm	Spindle thread	Power W	Weight kg	Length mm	Air consumption l/s	Rec. Hose size mm	Air inlet thread in	Ordering No.
G2515	8,400	180	5/8 UNC	1300	3.2	353	19	13	3/8	8423 0316 05

Exhaust air hoses

Model	Ordering No.	Model Adpater	Ordering No.
G2408	4150 1077 80	UNF 3/8 -24 x M14	4021 0435 00
G2510	4150 1532 01		

Vibration damped handle

Model	Ordering No.
G2408	4150 11521 80
G2510	4150 1521 80

Angle and Vertical Grinders

Vertical grinder 1 100 W



G2415

Vertical grinder 900 W



G2416

Model	Max free speed r/min	Max wheel diameter mm	Max cup wheel diameter mm	Max wire brush diameter mm	Spindle thread	Power W	Weight kg	Length mm	Air consumption l/s	Rec. Hose size mm	Air inlet thread in	Ordering No.
G2415	8,500	180	100	-	5/8-11 UNC	1,100	2.65	280	21	13	1/2	8423 2522 49
G2416	6,000	180	125	140	5/8-11 UNC	900	2.65	280	21	13	1/2	8423 2522 56

Accessories

Included for G2415, G2416	Ordering No.	Optional for G2415, G2416	Ordering No.	Optional for G2416	Ordering No.
	4170 1133 87		4170 0756 80		4170 0459 81
	4170 0219 87		4170 0757 80		4170 0491 00
					4170 0550 80
					4170 0685 00



Die Grinders



Get more done in less time!

With a powerful die grinder from the Atlas Copco PRO range you will remove more material and get the job done in less time.

PRO grinders are a popular choice for high quality finishing and general surface preparation. They are durable, light-weight tools, that deliver all the power you need, yet easy to handle. The G2414/G2422-series, have built-in speed governors running the burr at optimal speed.

Die grinders

Check out the smooth operation of the G2414 and G2424 series. The tools' unique suspension prevents burr chatter and minimizes transfer of vibrations to the operator. The tools are also equipped with speed governors.

Low speed die grinder

The PRO low speed grinder is powerful and designed with a gear reduction mechanism and speed governor to maintain the power and grinding speed. This light and compact tool is excellent for polishing, grinding and paint removal and can be used with non-woven cloth, brushes, flap wheels and buffs.



- **Great power-to-weight ratio**
- **Robust aluminum housing with plastic cover**
- **Speed governor for optimal grinding speed**
- **Safety start lever**
- **Unique spindle suspension that prevents burr chatter and minimizes vibration transfer**



Die Grinders

Die grinders 350 W/440-950 W



G2412-1



G2422-1



G2414 S080/S120/S150/S200/S250



G2424 S080/S120/S150/S200/S250

Model	Free speed r/min	Power W	Weight kg	Length mm	Air con- sumption l/s	Rec. hose size mm	Air inlet thread in	Ordering No.
G2412-1	20,000	350	0.5	178	10.3	10	1/4	8423 0312 21
G2422-1	20,000	350	0.7	277	10.3	10	1/4	8423 0312 47
G2414 S080	8,000	500	0.78	215	4.2	13	3/8	8423 0312 58
G2414 S120	12,000	750	0.78	215	5.3	13	3/8	8423 0312 57
G2414 S150	15,000	850	0.78	215	7.2	13	3/8	8423 0312 56
G2414 S200	20,000	900	0.78	215	9	13	3/8	8423 0312 30
G2414 S250	25,000	950	0.78	215	14.5	13	3/8	8423 0312 29
G2424 S080	8,000	440	0.96	315	4.2	13	3/8	8423 0312 61
G2424 S120	12,000	700	0.96	315	5.3	13	3/8	8423 0312 60
G2424 S150	15,000	750	0.96	315	7.2	13	3/8	8423 0312 59
G2424 S200	20,000	850	0.96	315	9	13	3/8	8423 0312 55
G2424 S250	25,000	900	0.96	315	14.5	13	3/8	8423 0312 62

Optional accessories

Collect chuck complete

For model G2412, G2414, G2422, G2424	Ordering No.
3 mm	4150 1049 81
6 mm	4150 1049 83
8 mm	4150 1049 84
1/8	4150 1049 85
1/4	4150 1049 88

Angle die grinder 255 W



G2445

Model	Free speed r/min	Power W	Weight kg	Length mm	Air con- sumption l/s	Rec. hose size mm	Air inlet thread in	Ordering No.
G2445	15,000	255	0.7	188	6.7	10	1/4	8423 0312 80

Low speed die grinder 550 W



G2440

Model	Free speed r/min	Power W	Weight kg	Length mm	Air con- sumption l/s	Rec. hose size mm	Air inlet thread in	Ordering No.
G2440	4300	550	0.9	216	5.7	10	1/4	8423 0312 20

High speed die grinder 80 W



G2451

Model	Free speed r/min	Power W	Weight kg	Length mm	Air consumption l/s	Ordering No.
G2451	80,000	80	0.48	140	2,7	8423 0313 01



Atlas Copco

1st
Tel
-n3
e

Sanders



For the optimal surface finish!

Atlas Copco PRO range tools for sanding and polishing deliver surface finishing at its best.

Applications

Dry sanding and surface preparation, such as removing handling marks and smoothing down welds on car bodies and other sheet metal objects. Rust and paint removal with fiber discs on sheet metal objects. Sanding and smoothing down the surface on wood, metal and non-ferrous objects and on glass fiber reinforced plastic. Polishing, gridline removal and reducing surface roughness.

Angle sanders

PRO Angle Sanders are very powerful and light weight. The high power output makes light work of rough surface sanding. The PRO Angle Sanders can be equipped with spot suction kits to reduce the health risk for operators exposed to potentially dangerous particles.

Belt sanders

PRO Belt Sanders are ideal for precise and efficient sanding of confined areas such as spherical surfaces and tubes which are difficult to access with conventional grinders. They are also the ideal tool for de-burring applications. The head rotation provides a versatile solution for almost any application.

Polishing sanders

PRO Polishing Sanders are designed to be powerful and robust. Their low overall height allows access to confined spaces. Features include adjustable air exhaust and ergonomic handle design.

Orbital sanders

PRO Orbital Sanders are ideal for precise and efficient sanding of rough and fine surfaces. The PRO Orbital Sanders are designed to be robust and durable with composite housing and high quality bearings. With orbital diameters 2.5, 5 and 10 mm as well as different dust suction solutions the range covers virtually every need.



- **Great power-to-weight ratio**
- **Speed governor for optimal sanding speed**
- **Rubber grip on handle for insulation and comfort**
- **Safety start lever**
- **Spot suction kit available for clean and healthy working environment**



Angle sanders 800 W



G2510 S066/G2510 S085/G2510 S066-M14/G2510 S085-M14

Model	Max free speed r/min	Recommended pad size mm	Spindle thread	Power W	Weight kg	Length mm	Air consumption l/s	Rec. Hose Size mm	Air inlet thread in	Ordering No.
G2510 S066	6,600	180	5/8	800	1.4	207	17	13	3/8	8423 0316 39
G2510 S066-M14	6,600	180	5/8	800	1.4	207	17	13	3/8	8423 0316 35
G2510 S085	8,500	180	M14	800	1.4	207	17	13	3/8	8423 0316 40
G2510 S085-M14	8,500	180	M14	800	1.4	207	17	13	3/8	8423 0316 41

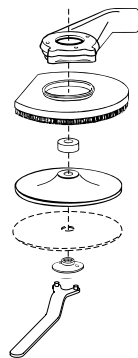
Accessories

Accessories G2510 S066/S085/S066-M14/S085-M14

Ordering No.



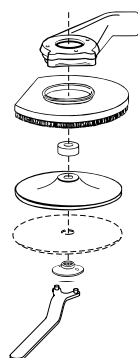
Spot suction kit for 125 mm disc with flow chamber, cap, washers, backing pad, nut and spanner.



3780 4008 86



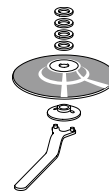
Spot suction kit for 180 mm disc with flow chamber, cap, washers, backing pad, nut and spanner.



3780 4008 87

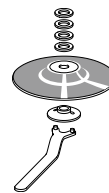
Accessories G2510 S066/S085 (only available with 5/8-11 UNC thread)

Ordering No.



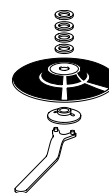
125 mm soft pad with spanner and lock nut.

4170 0768 80



180 mm soft pad with spanner and lock nut.

4170 0756 80



125 mm stiff pad with spanner and lock nut.

4170 0757 80

Belt sanders



G2403



G2404

Model	Rotational r/min	Belt speed m/min	Belt dimension	Power W	Weight kg	Length mm	Air consumption l/s	Rec. Hose Size mm	Air inlet thread in	Ordering No.
G2403	18,000	1,300	10x330	250	0.8	280	11	10	1/4 BSP	8423 0304 33
G2404	16,500	2,540	20x520	400	1.4	360	11	10	1/4 BSP	8423 0304 44

Optional accessories

Abrasives

Model	Ordering No. for G2403	Ordering No. for G2404
50 grit	4170 1199 00	4170 1201 00
80 grit	4170 1196 00	4170 1197 00
120 grit	4170 1200 00	4170 1202 00

Sanders

Pistol sanders 175-270 W



G2302



G2302-KIT



G2502

Model	Max free speed r/min	Recommended pad size mm	Spindle thread	Power W	Weight kg	Length mm	Air consumption l/s	Rec. Hose Size mm	Air inlet thread in	Ordering No.
G2302	17,000	75	1/4-20 UNC	175	0.6	109	8.9	10	1/4 BSP	8423 0312 14
G2302-KIT	17,000	75	1/4-20 UNC	175	0.6	109	8.9	10	1/4 BSP	8423 0312 15
G2502	12,000	125	7/16 UNF	270	1	108	12	10	1/4 BSPT	8423 0312 05

Random orbital sanders – two hand model



G2428-10

Model	Max free speed r/min	Pod size mm	Orbit diameter mm	Weight kg	Length mm	Air consumption l/s	Rec. Hose size mm	Air inlet thread in	Ordering No.
G2428-10	9,025	150	10	1.5	170	9	10	1/4	8423 2810 16

Random orbital sanders – one hand model



**G2438-6.3N/G2438-6.5N/
G2438-6.10N**



**G2438-6.3C/G2438-6.5C/
G2438-6.10C**



**G2438-6.3I/G2438-6.5I/
G2438-6.10I**

Model	Max free speed r/min	Pad size mm	Orbit diameter mm	Power W	Weight kg	Length mm	Air consumption l/s	Rec. Hose Size mm	Air inlet thread in	Ordering No.
G2438-6.3N	12,000	150	2.5	160	0.9	170	9	10	1/4 BSP	8423 0313 10
G2438-6.5N	12,000	150	5	160	0.9	170	9	10	1/4 BSP	8423 0313 05
G2438-6.10N	12,000	150	10	160	0.9	170	9	10	1/4 BSP	8423 0313 12
G2438-6.3C	12,000	150	2.5	160	0.9	215	9	10	1/4 BSP	8423 0313 30
G2438-6.5C	12,000	150	5	160	0.9	215	9	10	1/4 BSP	8423 0313 25
G2438-6.10C	12,000	150	10	160	0.9	215	9	10	1/4 BSP	8423 0313 27
G2438-6.3I	12,000	150	2.5	160	0.9	235	9	10	1/4 BSP	8423 0313 20
G2438-6.5I	12,000	150	5	160	0.9	235	9	10	1/4 BSP	8423 0313 15
G2438-6.10I	12,000	150	10	160	0.9	235	9	10	1/4 BSP	8423 0313 17

Accessories

Pads

Model 150 mm for G2428	Ordering No.
150 mm Velcro 6 hole	4112 6103 16
150 mm Vinyl 6 hole	4112 6105 06
150 mm Velcro no hole	4112 6102 10
150 mm Vinyl no hole	4112 6104 00

Model 125 mm for G2438	Ordering No.
125 mm Velcro 5 hole	4112 6106 04
125 mm Vinyl 5 hole	4112 6106 02
125 mm Velcro no hole	4112 6106 01
125 mm Vinyl no hole	4112 6106 03

Sanders

Polishing sanders



G2406



G2407/G2407 M14

Model	Max free speed r/min	Recommended pad size mm	Spindle thread	Power W	Weight kg	Length mm	Air consumption l/s	Rec. Hose Size mm	Air inlet thread in	Ordering No.
G2406	2,000	125-200	3/8-24 UNF	350	1.4	300	10	10	1/4 BSP	8423 0304 88
G2407	3,400	125-200	3/8-24 UNF	350	1.4	300	10	10	1/4 BSP	8423 0304 77
G2407 M14	3,400	125-200	M14	350	1.4	300	10	10	1/4 BSP	8423 0304 55

Accessories for G2406

Model	Ordering No.
150 mm Velcro pad, thread UNC 5/8. Maximum speed 2 500 r/min. To be used together with Velcro sponge heads or Velcro lambswool bonnet.	4112 6092 15
Lambswool bonnet 150 mm with Velcro fitting. Maximum speed 2 500 r/min.	4112 6093 15
150 Velcro sponge head, maximum speed 2 500 r/min, White , Dense, firm sponge head for compounding 2-pack paint systems. Excellent result with all leading makes of compound and polish.	4112 6094 15
200 mm Velcro sponge head, maximum speed 2 500 r/min, White , Dense, firm sponge head for compounding 2-pack paint systems. Excellent result with all leading makes of compound and polish.	4112 6095 20
150 mm Velcro sponge head, maximum speed 2 500 r/min, Blue Softer sponge, more open cell, for polishing and compounding of cellulose, acrylics etc.	4112 6096 15
200 mm Velcro sponge head, maximum speed 2 500 r/min, Blue Softer sponge, more open cell, for polishing and compounding of cellulose, acrylics etc.	4112 6097 20
150 mm Velcro sponge head, maximum speed 2 500 r/min, Pink Ultra soft, particularly good for dark colours.	4112 6098 15
150 mm Velcro sponge head, maximum speed 2 500 r/min, Yellow coarse sponge, open cell, for aggressive compounding including oxidized paintwork.	4112 6099 15



Accessories for G2406 and G2407

Model	Ordering No.
150 mm white sponge head pad, thread UNC 5/8. Maximum speed 4 000 r/min.	4112 6100 15
150 mm blue sponge head pad, thread UNC 5/8. Maximum speed 4 000 r/min.	4112 6101 15
180 mm soft plastic UNC 5/8 and spanner. Maximum speed 8 000 r/min.	4170 0756 80
UNF 3/8-24 x M14 Spindle thread adaptor. (To be used with M14 threaded pads.)	4021 0435 00
Exhaust air hose	4150 1077 80





Percussive Tools

We have an ergonomic solution

Atlas Copco proudly presents the PRO range of low vibration needle and chisel scalers. The incredibly low vibration levels of these tools enable operators to run them safely for long periods, without loss of efficiency. Choose an inline or pistol grip configuration according to your needs.

Industry leading vibration levels

The low vibration scalers reduce vibration-related injuries at the workplace. They allow operators to run a tool for extended periods without frequent breaks due to tool vibration. This adds up to significant cost savings for your production operation.

Putting the operator first

Lower vibration levels in the workplace contribute to operator safety and well-being. High vibration levels lead to Hand Arm Vibration Syndrome (HAVS). For example this can lead to loss of sensation in the fingertips. Tool operators exposed to high vibration levels can experience long-term injuries that may ultimately prevent them from working.

Tool flexibility

The modular designs of tools in the PRO scaler range enable tool configuration to be changed according to the working conditions. Interchangeable tool modules enable an inline tool to be converted to a pistol grip version, or a needle scaler to be changed to a chisel output, simply and quickly. The result is that fewer tools are needed and there is greater flexibility in the workplace.

PRO low vibration scalers are ideal for the removal of coatings, corrosion, and weld slag. Comfortable to operate, these highly effective tools make light work of the most difficult surfaces.

Needle/chisel scalers in the Atlas Copco range give you high performance with lower vibration levels. These ergonomically designed tools have low maintenance requirements and modular components for added flexibility.

Atlas Copco tools are well known for their quality and innovative features. Our PRO scalers easily live up to this reputation.



Believe it or not...


Atlas Copco's P2540 gives you 260 minutes of trigger time before you reach maximum recommended exposure! With an average undamped pistol needle scaler, you will get just 15 minutes before you reach maximum exposure.

(Calculation based on 3.4 m/s² for the P2540 and 14 m/s² for the average undamped tool. For further information see www.atlascopco.com/tools/ergonomics)

- **No additional tools required for changing needles.**
- **Lightweight tool, offering one-handed operation.**
- **Low vibration improves operator control and reduces risk of vibration-related injuries.**
- **Low vibration, heavy duty design.**



Flexibility: Atlas Copco needle scalers convert to chisel scalers in seconds. Low vibration needle and chisel scalers can be fitted with vacuum shrouded front tubes to control dust where necessary.



Percussive Tools

Engraving pen



P2505

Weld flux chipper



P2520

Model	Blows Hz	Length mm	Weight kg	Air consumption l/s	Rec. Hose size mm	Air inlet thread in	Ordering No.
P2505	190	3/8	0.12	0.6	3.2	1/8 BSP	8425 0102 72

Model	Chisel shank mm	in	Blows Hz	Stroke mm	Length mm	Weight kg	Air consumption l/s	Rec. Hose size mm	Air inlet thread in	Ordering No.
P2520	12.7	1/2	90	16	182	1	2.4	6.3	1/4 BSPT	8425 0103 15

Needle scalars



P2540



P2541



P2550



P2551

Scalers

Model	Blows Hz	Stroke mm	Length mm	Weight kg	Air consumption l/s	Rec. hose size mm	Air inlet thread in	Ordering No.
P2540	40	11	340	2.7	8	10	1/4 BSP	8425 0103 40
P2541	40	11	370	2.35	8	10	1/4 BSP	8425 0103 41

Model	Chisel shank mm	in	Blows Hz	Stroke mm	Length mm	Weight kg	Air consumption l/s	Rec. hose Size mm	Air inlet thread in	Ordering No.
P2550	12.7	1/2	40	11	395	3.2	8	10	1/4 BSP	8425 0103 50
P2551	12.7	1/2	40	11	435	2.95	8	10	1/4 BSP	8425 0103 51

Accessories

Model	Ordering No.
P2505 Needle and small parts kit	4081 0068 90

Chisels

Designation	Shank type	Chisel length mm	Blade width mm	Example application	Ordering No.
Flat chisel	Square	178	19	Weld splatter removal	3085 0400 47
Wide flat chisel	Square	178	64	Removal of peeling paint and rust	3085 0400 48
Flat chisel	Square	254	19	Weld splatter and sand cast cleaning	3085 0400 49
Wide flux chisel	Square	178	35	Weld flux removal	3085 0400 50

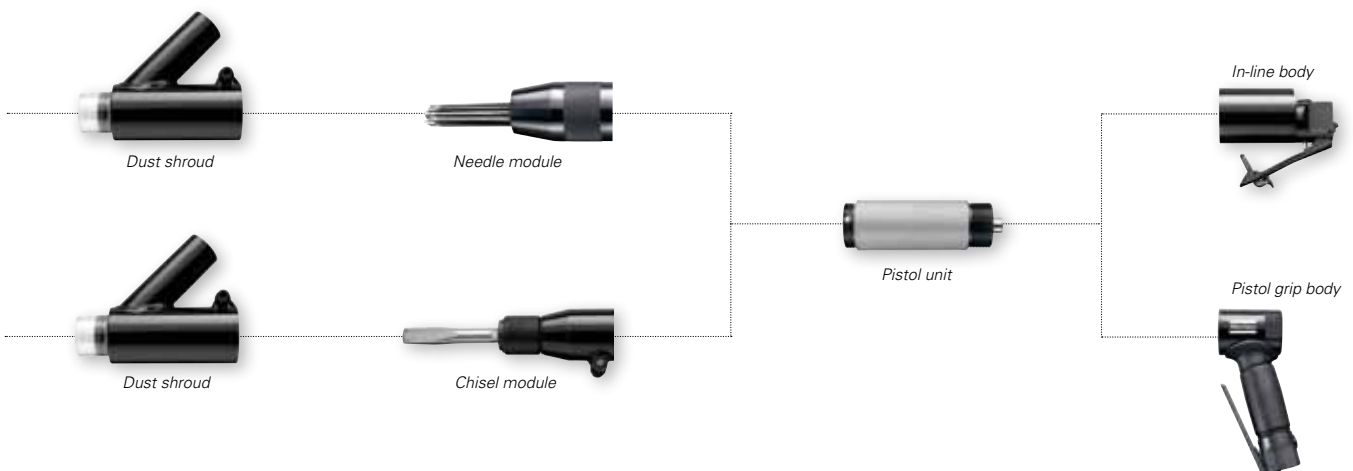
Needles

Designation Set of 19 needles	Length mm	Ordering No.
Steel standard	180	3512 0071 90
Stainless steel, flat ends	180	3512 0072 90
Beryllium copper flat ends	180	3512 0073 90

Modules*

Designation	Ordering No.
Dust shroud	4112 1548 04
Inline body	4112 3009 93
Pistol grip body	4112 3009 94
Chisel module	4112 1554 90
Needle Module	4112 1555 90

*See illustrations below



Percussive Tools

Chipping hammers



P2530-H



P2531-H



P2535-H



P2536-H



P2539-H

Model	Chisel shank mm	Blows Hz	Stroke mm	Length mm	Weight kg	Air consumption l/s	Rec. Hose size mm	Air inlet thread in	Ordering No.
P2530-H	10.2	60	38	140	1.1	5.8	10	1/4 BSPT	8425 0206 15
P2531-H	10.2	50	44.5	193	1.5	6.7	10	1/4 BSPT	8425 0206 20
P2535-H	12	50	44.5	273	2.5	7	10	1/4 BSPT	8425 0206 30
P2536-H	17.5	50	25	301	5	10	12.5	3/8 BSPT	8425 0206 35
P2539-H	17.5	28	102	425	6.8	10.8	12.5	3/8 BSPT	8425 0206 50

Riveting hammers



P2530-R



P2531-R

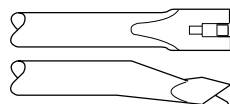
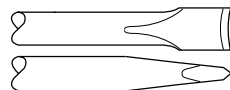
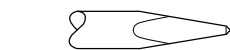
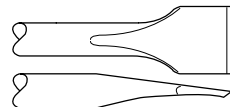
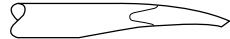
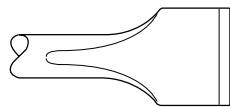
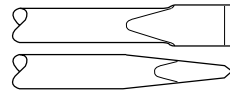



P2535-R





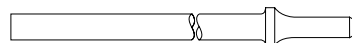




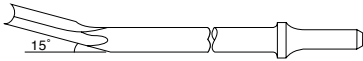



P2536-R

Model	Shank mm	Blows Hz	Stroke mm	Length mm	Weight kg	Air consumption l/s	Rec. Hose size mm	Air inlet thread in	Ordering No.
P2530-R	10.2	60	38	140	1.1	5.8	10	1/4 BSPT	8425 0206 16
P2531-R	10.2	50	44.5	193	1.5	6.7	10	1/4 BSPT	8425 0206 21
P2535-R	14	50	44.5	273	2.5	7	10	1/4 BSPT	8425 0206 31
P2536-R	25	50	25	301	5	10	12.5	3/8 BSPT	8425 0206 36

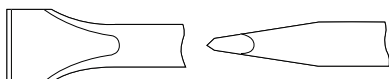

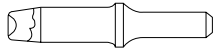


Designation	Width	Length	For Tool	Ordering No.
Chisel blank	15 mm	155 mm	P2515A	3085 0228 02
	13 mm	175 mm	P2525	3085 0212 00
	13 mm	200 mm	P2526	3085 0182 00
	13 mm	350 mm	P2526	3085 0182 01
Flat chisel	15 mm	155 mm	P2515A	3085 0230 01
	16 mm	175 mm	P2525	3085 0265 00
	13 mm	200 mm	P2526	3085 0183 00
Wide flat chisel	35 mm	165 mm	P2515A	3085 0232 01
Sharp chisel	15 mm	175 mm	P2525	3085 0216 00
	15 mm	200 mm	P2526	3085 0170 00
	15 mm	300 mm	P2526	3085 0170 01
Spot weld chisel	17 mm	175 mm	P2525	3085 0270 00
	17 mm	200 mm	P2526	3085 0301 00
Angle scraper chisel	30 mm	200 mm	P2526	3085 0262 00
	30 mm	175 mm	P2525	3085 0264 00
	35 mm	165 mm	P2515A	3085 0362 00
Moil point chisel	13 mm	200 mm	P2526	3085 0297 00
	13 mm	305 mm	P2526	3085 0297 01
Pipe cutting chisel	35 mm	175 mm	P2525	3085 0268 00
	20 mm	200 mm	P2526	3085 0302 00
	35 mm	200 mm	P2526	3085 0303 00
Plate cutting chisel	14.5 mm	175 mm	P2525	3085 0226 01
	14.5 mm	200 mm	P2526	3085 0263 00
Plate cutting chisel	16 mm	175 mm	P2525	3085 0215 00
	16 mm	200 mm	P2526	3085 0173 00

Accessories



Designation	Width	Length	For Tool	Ordering No.
Flat chisel	19 mm	178 mm	P2550/51	3085 0400 47
Wide flat chisel	64 mm	178 mm	P2550/51	3085 0400 48
Flat chisel	19 mm	254 mm	P2550/51	3085 0400 49
Weld flux chisel	35 cranked	178 mm	P2550/51	3085 0400 50
Chisel blank	12.7 mm	155 mm	P2520, P2521, P2522	3085 0400 00
	12.7 mm	200 mm	P2520, P2521, P2522	3085 0400 01
	12.7 mm	250 mm	P2520, P2521, P2522	3085 0400 02
Flat chisel	14.8 mm	155 mm	P2520, P2521, P2522	3085 0400 03
	14.8 mm	200 mm	P2520, P2521, P2522	3085 0400 04
	14.8 mm	250 mm	P2520, P2521, P2522	3085 0400 05
Flux chisel	25 mm	155 mm	P2520, P2521, P2522	3085 0400 06
	25 mm	200 mm	P2520, P2521, P2522	3085 0400 07
	25 mm	250 mm	P2520, P2521, P2522	3085 0400 08
Plate cutting chisel	13 mm	208 mm	P2530-R, P2531-R	3085 0400 09
	13 mm	208 mm	P2530-H, P2531-H	3085 0400 10
Double edge plate cutting chisel	19 mm	155 mm	P2530-R, P2531-R	3085 0400 11
	19 mm	155 mm	P2530-H, P2531-H	3085 0400 12
Flat chisel	20 mm	178 mm	P2530-R, P2531-R	3085 0400 13
	20 mm	178 mm	P2530-H, P2531-H	3085 0400 14
Point chisel	3.2 mm	178 mm	P2530-R, P2531-R	3085 0400 15
	3.2 mm	178 mm	P2530-H, P2531-H	3085 0400 16
Rivet cutter	15 mm	150 mm	P2530-R, P2531-R	3085 0400 17
	15 mm	150 mm	P2530-H, P2531-H	3085 0400 18
Chisel blank	12.7 mm	182 mm	P2530-R, P2531-R	3085 0400 19
	12.7 mm	182 mm	P2530-H, P2531-H	3085 0400 20
Spot weld chisel	19 mm	145 mm	P2530-R, P2531-R	3085 0400 21
	19 mm	145 mm	P2530-H, P2531-H	3085040022



Designation	Width	Length	For Tool	Ordering No.
Rivet snap 3 Rivet size 3 mm		90 mm	P2530-R, P2531-R	3085 0400 23
Rivet snap 4 Rivet size 4 mm		90 mm	P2530-R, P2531-R	3085 0400 24
Rivet snap 5 Rivet size 5 mm		90 mm	P2530-R, P2531-R	3085 0400 25
Rivet snap 6 Rivet size 6 mm		90 mm	P2530-R, P2531-R	3085 0400 26
Chisel blank	16 mm	250 mm	P2535-R	3085 0400 27
	16 mm	300 mm	P2535-R	3085 040028
	16 mm	250 mm	P2535-H	3085 0400 29
	16 mm	300 mm	P2535-H	3085 0400 30
	20 mm	250 mm	P2536-R	3085 0400 31
	20 mm	300 mm	P2536-R	3085 0400 32
	20 mm	250 mm	P2536-H, P2539-H	3085 0400 33
	20 mm	300 mm	P2536-H, P2539-H	3085 0400 34
Flat chisel	16 mm	200 mm	P2535-R	3085 0400 35
	16 mm	200 mm	P2535-H	3085 0400 36
	20 mm	250 mm	P2536-R	3085 0400 37
	20 mm	250 mm	P2536-H, P2539-H	3085 0400 38
Point chisel	16 mm	200 mm	P2535-R	3085 0400 39
	16 mm	200 mm	P2535-H	3085 0400 40
	20 mm	250 mm	P2536-R	3085 0400 41
	20 mm	250 mm	P2536-H, P2539-H	3085 0400 42
Wide flat chisel	25 mm	200 mm	P2535-R	3085 0400 43
	25 mm	200 mm	P2535-H	3085 0400 44
	32 mm	250 mm	P2536-R	3085 0400 45
	32 mm	250 mm	P2536-H, P2539-H	3085 0400 46

Vibration and Sound values

Model	Vibration total value (3 axes value) according to ISO 28927-2 Valid from 2010		Sound pressure levels and sound power levels ^a according to ISO 15744	
	Value 3-axes m/s ²	Uncertainty m/s ²	Sound pressure dB(A)	Sound power dB(A)
Impact Wrenches				
W2810	6.2	2.3	95	106
W2811	6.2	2.3	95	106
W2815	7.9	1.3	94	105
W2815 Pin retainer	7.9	1.3	94	105
W2820	7.9	1.7	95	106
W2315XP-ATEX	7.3	1.8	91	116
W2320XP-ATEX	9.6	2.3	97	116
W2110	7	2.8	88	99
W2111	7	2.8	88	99
W2210A	4.5	1.1	99	110
W2211	4.5	1.1	99	110
W2216	6.1	2.1	93	104
W2219	5.4	1.8	92	103
W2220	9.2	4.2	94	105
W2225C	7.8	2.1	102	113
W2226C	13	2.7	95	106
W2227	13.5	3.7	100	111
W2228	8.6	1.3	101	112
Ratchet Wrenches				
W2630	10.5	6.8	86	97
W2631	10.5	6.8	86	97
W2620	15	5.1	87	98
W2621	15	5.1	87	98
W2610	8.8	6.8	85	96
W2611	8.8	6.8	85	96
W2300	-	-	85	96
W2301	-	-	85	96
W2302	-	-	85	96
W2303	-	-	85	96
W2200A	-	-	88	99
W2201A	-	-	88	99

Model	Vibration total value (3 axes value) according to ISO 28927-2 Valid from 2010		Sound pressure levels and sound power levels ^a according to ISO 15744	
	Value 3-axes m/s ²	Uncertainty m/s ²	Sound pressure dB(A)	Sound power dB(A)
Battery tools				
B2704	3.3	0.8	81	92
B2708	6.6	1.6	89	100
B2710	6.6	1.6	89	100
B2715	9.7	3.2	92	103

Model	Vibration total value (3 axes value) according to ISO 28927-2 Valid from 2010		Sound pressure levels and sound power levels ^a according to ISO 15744	
	Value 3-axes m/s ²	Uncertainty m/s ²	Sound pressure dB(A)	Sound power dB(A)
Screwdrivers				
S2305	<2.5	-	83	94
S2326	<2.5	-	83	94
S2308-C	<2.5	-	82	93
S2309-C	<2.5	-	85	96
S2310-C	<2.5	-	81	92
S2340-C	<2.5	-	83	94
S2360-C	<2.5	-	76	-
S2370-C	<2.5	-	83	94
S2450-P	<2.5	-	78	89
S2451-P	<2.5	-	78	89
S2452-P	<2.5	-	78	89
S2416-L	<2.5	-	73	-
S2426-L	<2.5	-	73	-
S2428-L	<2.5	-	70	-

Model	Vibration total value (3 axes value) according to ISO 28927-2 Valid from 2010		Sound pressure levels and sound power levels ^a according to ISO 15744	
	Value 3-axes m/s ²	Uncertainty m/s ²	Sound pressure dB(A)	Sound power dB(A)
Screwdrivers				
S2480	6.4	1.2	90	101
S2481	6.4	0.9	89	100

Model	Vibration total value (3 axes value) according to ISO 28927-5 Valid from 2010		Sound pressure levels and sound power levels ^a according to ISO 15744	
	Value 3-axes m/s ²	Uncertainty m/s ²	Sound pressure dB(A)	Sound power dB(A)
Drills				
D2112	<2.5	-	80	91
D2116	<2.5	-	82	93
D2121	2.5	1.2	87	98
D2148-R	3.7	1.2	85	96
D2160	<2.5	-	80	91
D2163	<2.5	-	78	89
D2112Q	<2.5	-	80	91
D2116Q	<2.5	-	82	93
D2121Q	2.5	1.2	87	98
D2148-RQ	3.7	1.2	85	96
D2160-Q	<2.5	-	80	91
D2163-Q	<2.5	-	78	89

^aThe uncertainty in the sound levels is 3 dB(A).

Additional information about the tests, vibration control and regarding in-use vibrations can be found at the link, www.pro-powertools.com.

Model	Vibration total value (3 axes value) according to ISO 28927-1 Valid from 2010		Sound pressure levels and sound power levels ^a according to ISO 15744	
	Value 3-axes m/s ²	Uncertainty m/s ²	Sound pressure dB(A)	Sound power dB(A)
Grinders				
Vertical grinder				
G2415	5.9	1.9	84	95
G2416	<2.5	-	80	91
Angle grinder				
G 2515	6	2	83	94
G2510-100	6.9	2.3	81	92
G2510-115	7.9	2.6	78	89
G2510-125	7.6	2.5	82	93
G2510-US	7.6	2.5	82	93
G2510-US-4*	6.9	2.3	81	92
G2510-US-4.5*	7.9	2.6	78	89
G2408-100	6.4	2.1	81	92
G2408-115	8.1	2.7	81	92
G2408-125	10	3.3	81	92

Model	Vibration total value (3 axes value) according to ISO 28927-12 Valid from 2010		Sound pressure levels and sound power levels ^a according to ISO 15744	
	Value 3-axes m/s ²	Uncertainty m/s ²	Sound pressure dB(A)	Sound power dB(A)
Grinders				
Die grinder				
G2412-1	<2.5	-	79	90
G2440	<2.5	-	80	91
G2445	4.3	1	90	101
G2414-S080	<2.5	-	70	-
G2414-S120	<2.5	-	74	-
G2414-S150	2.5	0.7	76	-
G2414-S200	<2.5	-	81	92
G2414-S250	<2.5	-	85	96
G2414 S088-US	<2.5	-	71	-
G2414 S125-US	<2.5	-	74	-
G2414 S155-US	2.5	0.7	77	-
G2414 S205-US	<2.5	-	81	92
G2414 S255-US	<2.5	-	87	98
G2422-1	3.4	0.8	77	-
G2424-S080	5.3	1.2	<70	-
G2424-S120	<2.5	-	73	-
G2424-S150	<2.5	-	76	-
G2424-S200	<2.5	-	81	92
G2424-S250	3.5	0.8	85	96
G2424 S088-US	5.3	1.2	<70	-
G2424 S125-US	<2.5	-	73	-
G2424 S155-US	<2.5	-	76	-
G2424 S205-US	<2.5	-	81	92
G2424 S255-US	3.5	0.8	85	96
G2451	2.9	1.4	79	-

Model	Vibration total value (3 axes value) according to ISO 28927-9 Valid from 2010		Sound pressure levels and sound power levels ^a according to ISO 15744	
	Value 3-axes m/s ²	Uncertainty m/s ²	Sound pressure dB(A)	Sound power dB(A)
Percussive				
P2520	17	3.2	78	-
P2540	3.4	0.8	83	94
P2541	3.1	0.8	85	96
P2550	5.3	1.7	83	94
P2551	6.7	2.8	85	96
P2505	5.6	1	72	-
P2530-H	12.5	4.8	96	107
P2530-R	12.5	4.8	96	107
P2531-H	11.5	4.7	100	107
P2531-R	11.5	4.7	100	107
P2535-H	-	-	103	114
P2535-R	-	-	103	114
P2536-H	-	-	103	114
P2536-R	-	-	103	114
P2539-H	-	-	102	113

Model	Vibration total value (3 axes value) according to ISO 28927-3 Valid from 2010		Sound pressure levels and sound power levels ^a according to ISO 15744	
	Value 3-axes m/s ²	Uncertainty m/s ²	Sound pressure dB(A)	Sound power dB(A)
Sanding and polishing				
G2510 S066	<2.5	-	80	91
G2510 S085	<2.5	-	80	91
G2510-S066-M14	<2.5	-	80	91
G2510-S085-M14	<2.5	-	80	91
G2302	<2.5	<2.5	81	92
G2502	<2.5	-	84	95
G2403	<2.5	-	87	98
G2404	<2.5	-	87	98
G2406	<2.5	-	79	-
G2407	<2.5	-	79	-
G2407M14	<2.5	-	79	-
G2438-6.3N	3.7	1.7	84	95
G2438-6.5N	10.5	4.5	85	96
G2438-6.10N	6.9	3.1	87	98
G2438-6.3I	3.7	1.7	84	95
G2438-6.5I	10.5	4.5	85	96
G2438-6.10I	6.9	3.1	87	98
G2438-6.3C	3.7	1.7	84	95
G2438-6.5C	10.5	4.5	85	96
G2438-6.10C	6.9	3.1	87	98
G2301	13	1.8	84	95
G2428	6.8	3.2	87	98

^aThe uncertainty in the sound levels is 3 dB(A).

Additional information about the tests, vibration control and regarding in-use vibrations can be found at the link, www.pro-powertools.com.

