










Why Solatube?

-  Maximum light output with relatively small diameter
-  Excellent light quality and colour rendition
-  Easy installation and low maintenance
-  Little to no modifications to the construction
-  Excellent thermal insulation values
-  Good sound insulation
-  Prevents UV radiation
-  No outside view
-  Secure (burglar-proof)



Experience Centre

Would you like to see Solatube in operation? Make an appointment and visit the Solatube Experience Centre. The opening times are Monday to Friday from 8 a.m. to 5 p.m.

Contact Techcomlight

Distributor Solatube UK and Republic of Ireland.

United Kingdom

68 Albion Court, Attleborough Road,
Nuneaton, CV11 4JJ
T: + 44 (0) 2475 097713
info@techcomlight.co.uk
www.solatube.co.uk



Enjoy daylight


Enjoy daylight

Solatube provides natural daylight

The original Solatube daylight tube provides daylight into the built environment. Whether it be a new build construction or retro-fit application there is a Solatube system to suit your requirements.

How does it work?

A relatively small diameter roof dome with integral light harvesting technology actively captures the daylight. A 99.7% highly reflective tube then transports the daylight to exactly where it is needed. The tubes can be mounted both horizontally and vertically and can include adjustable bends as required. The system is finished with a stylish ceiling diffuser of your choice (round and square options are available) which diffuses the daylight throughout the room, creating a beautiful natural lighting effect regardless of the position of the sun!



Our products

Which Solatube system do you require? Visit our webshop at www.solatube.co.uk and complete the simple steps to configure your ideal Solatube daylight system.



Ø 25 cm

- ✓ Small diameter, lots of daylight
- ✓ Best insulation values
- ✓ Available with add-on ventilation kit



Ø 35 cm

- ✓ Most popular
- ✓ Double daylight output compared to Ø 25 cm
- ✓ Brightens houses as well as workplaces



Ø 53 cm

- ✓ Predominantly used for commercial applications
- ✓ Illuminates spaces up to 14 metres high
- ✓ For open and closed ceiling



Ø 74 cm

- ✓ Only for commercial applications
- ✓ Illuminates extremely high spaces
- ✓ From 14 metres high



Where are Solatubes installed?

In every room of the house, in your business premises, in public spaces or animal enclosures; Solatube transforms any room you choose with natural daylight. From residential to commercial applications and flat roofs to pitched roofs, regardless of the roof covering. We also have custom roof flashing options available for the most unique roofs.

Accessories

A wide range of accessories, such as a lighting fixture, a daylight dimmer or a ventilation system can be added to a Solatube system making it a multifunctional solution. Fire containment and security options are also available if required.