



SUMMER PROGRAM PRE-ARRIVAL GUIDE

July 2020

GET READY FOR THE TRIP



Flight

Before your trip, please register your flight details for both your arrival and departure on the following website:



Click for Switzerland only and combined program



Click for London, United Kingdom only program

Once you register, you will receive an email with more information.

You must notify one of our team members in case of any last-minute changes.



Clothing

We recommend that you come prepared for all weathers, as conditions in London and the Alps during the summer can vary quite widely. We advise that you bring the following:

- Casual clothes.
- Plenty of layers, rather than thick clothing, as this will be more versatile if the weather fluctuates.
- Ensure you have a comfortable pair of shoes for everyday use (such as trainers/sneakers) and one pair of long trousers for Glion workshops.
- One smart-casual outfit appropriate for visiting a five-star hotel (no jeans, sneakers, miniskirts or shorts).
- A waterproof coat is essential.
- Adequate trainers, sports clothing, and a swimsuit, as various sporting and water sports activities are planned as part of the program.




Electrical items

Electrical items, such as hairdryers, are not provided; if you need to use any electrical items please bring them with you.

The essential items are:

- Adapter plugs for both UK and Swiss plug sockets (outlets).
- A mobile phone – you may find it useful, particularly with on-campus Wi-Fi.



Toiletries

- Personal hygiene items such as shampoo and shower gel.
- Sun cream, to protect yourself when outdoors.
- No need to pack towels, as they will be provided in both Switzerland and the United Kingdom.
- Please let us know if you are taking any medication, and ensure you bring this with you.



Other Useful Items

- Stationery, particularly paper and pens.
- Money for personal use, approximately CHF100 for week one and £100 for week two. Please note all meals, transportation and activities are already included.



ORGANIZED TRANSPORTATION

Geneva Airport (GVA) to Glion Campus, Switzerland

On Sunday, July 12th, we will be running complimentary transfers from Geneva Airport (GVA) to Glion campus, Switzerland, between 7am and 5pm. Therefore please make sure you book a flight that arrives within this time frame.

After baggage reclaim and Swiss customs, you will be welcomed by a greeter at the Glion Welcome Booth. If you cannot find the booth, please call the following number: **+41 79 916 15 70** (this number is only in use on official arrival dates).

Glion Campus, Switzerland to Geneva Airport (GVA)

For the one-week program only: On Sunday, July 19th, you will leave the program and take a complimentary transfer from Glion campus to Geneva Airport (GVA).

Please book your departing flight around early afternoon time – after 10am at the earliest – to allow yourself time to transfer from Glion campus, Switzerland, to Geneva Airport (GVA).

For the second part of the program in London:

On Sunday, July 19th, you will be taken to Geneva Airport (GVA) and we will take the flight to Heathrow Airport (LHR) all together as a group. This flight has been booked for you.

London Heathrow Airport (LHR) to Glion Campus, London

On Sunday, July 19th, we will be running complimentary transfers from London Heathrow Airport (LHR) to the Glion London campus between 9am and 5pm.

After baggage claim and UK customs, a greeter with a 'Glion' sign will welcome you at Heathrow Airport. If you cannot find them, please use the following number:

+44 208 392 8184 (this number is only in use on official arrival dates).

Glion Campus, London to Heathrow Airport (LHR)

On Saturday, July 25th, you will leave the program and will take a complimentary transfer from Glion campus, London to Heathrow Airport (LHR).

Please book your departing flight between 10am and 4pm to allow yourself time to transfer from Glion campus, London to Heathrow Airport (LHR).

VISA REQUIREMENTS

For Both Switzerland and the United Kingdom

When you arrive at the airport, you must show your passport and entry clearance documentation (visa) to the Border Control Officer. There are usually two channels through Passport Control: one for EU/EEA or Swiss Nationals, and one for Non-EU/EEA Nationals.

EU/EEA or Swiss Nationals

No visa will be required for Switzerland - just your valid passport or travel document.

Non-EU/EEA Nationals

You will need to present the following:

- Your passport and visa (we will have previously advised you on whether you require a visa for entry into the UK or Switzerland)
- A health/medical certificate (if required)
- Your completed landing card

A Border Control Officer will check that your documents are valid. You may be asked some questions about the reason for your visit. You may also be asked to have a brief health check by the airport doctor, which might include an x-ray. The Border Control Officer will then stamp your entry clearance certificate with a 'date of entry' stamp.



For visa requirements in the United Kingdom, click the button to find the latest immigration updates



ARRANGING YOUR OWN TRAVEL TO GLION CAMPUS, SWITZERLAND

If you choose not to use the organized transport, you will need to arrange your own transfer from Geneva Airport to Glion campus. Please note that the arrivals on campus are done only in the afternoon, so please arrange your trip accordingly.

Glion campus is easily accessible by public transport, with a number of different options to get you there.

Glion Switzerland Campus Address

Glion Institute of Higher Education
Route de Glion 111
1823 Glion sur Montreux
Switzerland



By Train

The train station is conveniently located inside the airport and there is a direct train to Montreux departing every hour until 11pm. The journey takes approximately 1 hour and 15 minutes.

At Montreux train station, you will have to change trains and take the 'MOB' (a small train which takes 15 minutes) to Glion.

From there, follow the signed footpath to the campus (which will be a five-minute walk).

Alternatively, if you have a lot of luggage, take a taxi from Montreux train station to the Glion campus (the taxi fare should not exceed CHF 25.-).

Be aware that in Switzerland, trains really do leave on time!



By Car

The journey by car takes about 1 hour 10 minutes from Geneva to the Glion campus (around 95 km).

1. Take the motorway – direction towards Lausanne, Simplon, Gd-St-Bernard, Montreux.
2. Take the Montreux exit (right turn).
3. At the first set of traffic lights, go straight.
4. At the roundabout, go straight.
5. At the next set of traffic lights, go straight.
6. At the next set of traffic lights, turn left (follow the 'Glion/Caux' and 'Hospital' signs). Keep going straight and always follow the 'Glion/Caux' sign.
7. As you arrive uphill, you will notice the white Glion Institute of Higher Education (GIHE) building on your left-hand side.
8. Upon arrival, parking security will direct you to where you can park your car.



ARRANGING YOUR OWN TRAVEL TO GLION CAMPUS, LONDON

If you are only joining the one-week program and arrive at a different airport other than London Heathrow, you will need to arrange your own transfer from the airport to Glion campus, London.

The London campus is easily accessible by public transport, with a number of different ways of reaching the campus. Please take note that the majority of London Underground train stations do not have lifts, so you will be required to carry all of your luggage up/down staircases.

Glion London Campus Address

Glion Institute of Higher Education
Downshire House
Roehampton Lane
London, SW15 4HT
United Kingdom



Gatwick Express

Gatwick Express is a fast train between London Gatwick Airport and Central London, running between Gatwick Airport and Clapham Junction. With a timetable departure of every 15 minutes, and a journey time of 30 minutes, Gatwick Express is a convenient way to travel to the campus. Single tickets are available from £17.80 and can be bought at the airport. From Clapham Junction you will need to take a train to Barnes Station. From there, take the Bus 72 or 265 (towards Roehampton/Tolworth) and ride a few minutes to the stop at Clarence Lane.

For more information regarding the Gatwick Express please visit www.gatwickexpress.com



Southern Trains

The Southern National Rail Line is also available directly from the Gatwick Airport Rail Station. From here Southern Trains (towards London Victoria Station) can be taken directly to Clapham Junction. Single tickets are available from £11.80 and can be purchased at the airport. Southern Train services to Victoria via East Croydon and Clapham Junction run four times an hour, with a journey time of around 35 minutes. From Clapham Junction you will need to take a train to Barnes Station. From there, take the Bus 72 or 265 (towards Roehampton/Tolworth) and ride a few minutes to the stop at Clarence Lane.

If you would like to find out more about Southern Trains please visit www.southernrailway.com



Taxis and Minicabs

If you are not using our Arrival Service at Heathrow, or you are arriving in the United Kingdom at another London airport and you do not want to use the London public transport system, you can get a taxi or minicab to Roehampton.

London's black cabs operate at both Heathrow and Gatwick airports, but are generally expensive – check the cost of your journey before you get in.

Minicabs are a cheaper option, and you can phone one to pick you up at the airport.



WELCOME TO SWITZERLAND

Switzerland

Switzerland is truly one of the best places in the world to spend your summer and study hospitality. Clean, safe and well-organized, Switzerland also offers a wide selection of historical cities, regional products and traditions. There are lots of outdoor activities to choose from in breathtaking locations, so you'll find plenty to do!



85+
Luxury Hotels



128
Michelin-Starred
Restaurants



4
Languages



900+
Museums



Glion Campus

Glion is our flagship campus and practical learning center. It's located on the mountainside above Montreux, a picturesque town that attracts tourists all year round. From your classrooms, you will have a stunning view of Lake Geneva, as well as the beautiful Swiss and French Alps.

Facts and Facilities

- Established in 1962
- 5 student accommodation buildings
- 7 bars, cafés and restaurants
- 16 classrooms and study rooms
- An onsite fitness center and gymnasium

Check-in

On arrival to the Glion campus, you will pass through the registration and check-in process.

WELCOME TO THE UNITED KINGDOM

London

If you want to be on the cutting edge of hospitality and tourism, then London is the place to go. London consistently ranks among the most visited cities in the world and has recently been crowned the Business Capital of Europe*. International students choose London and the UK for their excellent academic reputation, immersion in English and as a thriving hub for business, luxury and entertainment.

*www.londonandpartners.com



#1

City in the World for University Students
(QS Best Student Cities 2018)



120+

Five-Star Hotels



71

Michelin-Starred Restaurants



41%

of London's Student Population are International



London Campus

The Downshire House building of Glion London is located at the University of Roehampton. Inside this small community, you will feel at home with a friendly group of passionate hospitality students and faculty members. On the larger Roehampton campus, you are part of a big university with accommodation, restaurants, student clubs and sports centers.

Facts and Facilities

- Established in 2013
- 1 Glion London building
- 6 classrooms
- Coffee Shop and Common Room
- On top of Glion's cultural diversity, UoR has 10,000 students of 140 nationalities.

Check-in

When you arrive on the Glion campus, we will provide you with a key to your room and the classrooms. We will also ask you to fill out a form with your emergency contact details and mobile phone number during your stay.

CAMPUS REGULATIONS

Insurance, Illness and Accidents

In case you fall ill during the program, we have 24-hour security on our Swiss campuses who can help you and assist with making a doctor appointment if necessary.

For the London campus, a hospital is located just across the road, and there is a security team at the University of Roehampton who will be able to assist you with any emergency.

It is your responsibility to ensure that you have the correct health and accident insurance to cover any medical costs during the Summer Program should the need arise.

Campus Well-Being

In the interest of student health, we have a firm stance on smoking, substance abuse and alcohol. Smoking and substance abuse are strictly forbidden for the duration of the Summer Program.

Dress Code

All clothing items must be smart and in good taste (hats, caps and ripped jeans are not permitted, nor is wearing sunglasses inside buildings).

Personal hygiene is essential in service professions, and it requires continuous attention. Your hair must be well groomed.



Dietary Requirements

If you cannot eat certain foods, for medical or religious reasons, please inform the school during registration.

Money and Valuables

Personal and private insurances - to cover issues such as damage, theft or loss of personal property - are not mandatory but are strongly recommended. We accept no responsibility or liability for valuables left in your bedroom, public areas or in any storage places. You are strongly recommended not to keep large amounts of cash in your bedroom.

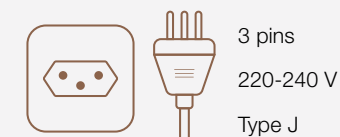
Campus Rules

Swiss law prohibits excessive noise, especially after 10pm and all day on Sundays.

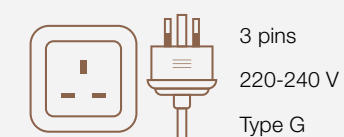
For security reasons, only the following electrical appliances are allowed in the rooms: hairdryers, radios, stereos and computers. You are not allowed to cook in your room or light candles. Please note that if you fail to follow the accommodation standards, you may be asked to leave the campus accommodation.

Electrical Appliances

Electrical Outlets in Switzerland



Electrical Outlets in the United Kingdom



You may need a transformer and/or a plug adapter for both countries to use your electrical appliances. Check with an appliance store in your country to see if 220-240 voltage could potentially damage any electrical items you plan to bring.

Security

Our Safety Officers patrol the school grounds and are there to ensure your safety.



International Enrollment Team

T. +41 21 989 26 77

E. info@glion.edu

W. glion.edu



Glion Campus

Glion Institute of Higher Education
Route de Glion 111
1823 Glion sur Montreux
Switzerland

London Campus

Glion Institute of Higher Education
Downshire House
Roehampton Lane
London, SW15 4HT
United Kingdom



[FACEBOOK.COM/GLIONSWITZERLAND](https://www.facebook.com/GLIONSWITZERLAND)



[YOUTUBE.COM/GLIONCAST](https://www.youtube.com/GLIONCAST)



[BLOG.GLION.EDU](https://www.blog.glion.edu)



[TWITTER.COM/GLIONNEWS](https://twitter.com/GLIONNEWS)



[FLICKR.COM/GLION](https://www.flickr.com/GLION)



[INSTAGRAM.COM/GLIONHOSPITALITYSCHOOL](https://www.instagram.com/GLIONHOSPITALITYSCHOOL)