

S O P U R E<sup>®</sup>


BEVERAGE TECHNOLOGY

SO PURE PLATINUM MINI INSTANT 1, 2 & 3



Place your cup  
and select your drink

- |                |                          |            |                          |
|----------------|--------------------------|------------|--------------------------|
| Coffee         | <input type="checkbox"/> | Espresso   | <input type="checkbox"/> |
| Cappuccino     | <input type="checkbox"/> | Chocolate  | <input type="checkbox"/> |
| Café au lait   | <input type="checkbox"/> | Espresshoc | <input type="checkbox"/> |
| Wiener melange | <input type="checkbox"/> | Hot water  | <input type="checkbox"/> |
| Jug            | <input type="checkbox"/> | START/STOP | <input type="checkbox"/> |











# SO PURE PLATINUM MINI INSTANT 1, 2 & 3

## Pamper yourself with your favourite drink

Tastes differ. And that is not a problem. With the So Pure Platinum Instant you drink the coffee with the taste that you prefer. Simple: you dispense your coffee with the ideal strength. Would you prefer a fresh cup of tea or a steaming cup of soup? They are prepared in seconds through the separate hot water dispenser. The So Pure Platinum Instant makes it nice and easy for you.

## BEAUTIFUL DESIGN AND SUPERIOR CRAFTSMANSHIP

-  Glass front door
-  Multi colour door
-  Larger branding area
-  Larger LED display for customer information
-  Stainless steel details on door
-  Rotatable cup stand for jugs
-  Optional selection buttons
-  Branding on dispense cover



\*Height depending on adjustable feet

## MODELS

---

### CANISTER CONTENT MINI INSTANT 1

---

**1A: Chocolate:** 1 x 4,2 Litre = 2.700 gram

---

**1B: Coffee:** 1 x 4,2 Litre = 850 gram

---

### CANISTER CONTENT MINI INSTANT 2

---

**Coffee:** 1 x 1,9 Litre = 400 gram

---

**Topping:** 1 x 4,2 = 2300 gram

---

### CANISTER CONTENT MINI INSTANT 3

---

**Coffee:** 1 x 1,9 Litre = 400 gram

---

**Topping:** 1 x 1,9 Litre = 1.050 gram

---

**Chocolate:** 1 x 1,9 Litre = 1.250 gram

---

## FEATURES

---

**Very fast dispensing**

---

**8 drink selections**

---

**Various cup sizes & dispensing heights**

---

**Separate (hot) water dispensing point**

---

**Illuminated branding LED panel (low energy use)**

---

**Jug facility**

---

**Cup sensor**

---

**Easy in use and maintenance**

---

**Energy saving mode**

---

**Automatic cleaning program**

---

**Dispense counting (total / daily number of drinks)**

---

## OPTIONS/ACCESSORIES

---

**3 kW heating element (standard 2,25 kW)**

---

**Stand alone water supply**

---

**Several payment systems**

---

**Base cabinets (with(out) cold-water options)**

---

**Hygiene kit for ingredient / water contact parts**

---

## CUSTOMER BRANDING ON REQUEST

---

**Maintenance / cleaning kit**

---

**Key switch for free dispensing**

---

## TECHNICAL SPECIFICATIONS

<b>Capacity p/hour:</b>	240 cups (120ml, 2.300 W) 300 cups (120 ml, 3.100 W)
<b>Dispensing speed:</b>	App. 8 sec (120 ml)
<b>Boiler volume</b>	4,5 litre
<b>Maximum cup height:</b>	180 mm
<b>Power rating:</b>	ac 1N 230V, 50 Hz, 2.300/3.100 W
<b>Water connection:</b>	3/4" BSP
<b>Weight (empty):</b>	33,8 kg

## BEVERAGE CHOICE OPTIONS

	MINI INSTANT 1	MINI INSTANT 2	MINI INSTANT 3
<b>Coffee</b>	–	•	•
<b>Cappuccino</b>	–	–	•
<b>Café au lait</b>	–	–	•
<b>Espresso</b>	–	•	•
<b>Hot chocolate</b>	•	–	•
<b>Espresschoc</b>	–	–	•
<b>Creamy choc</b>	–	–	•
<b>Hot water</b>	•	•	•
<b>Jug Coffee</b>	–	•	+
<b>Jug hot chocolate</b>	•	–	+
<b>Jug hot water</b>	+	+	+
<b>Sugar</b>	–	–	±
<b>Café Crème</b>	–	+	+
<b>Decaffeinated</b>	–	±	±
<b>Latte macchiato</b>	–	+	+
<b>Wiener Melange</b>	–	–	+
<b>Soup</b>	–	–	±
<b>Tea</b>	+	+	+
<b>Cold water</b>	–	–	±

\*Height depending on adjustable feet

• Standard  
+ Optional

± If this option is used, it will replace one other ingredient

# S O P U R E<sup>®</sup>

BEVERAGE TECHNOLOGY



From design through to manufacture we are committed to creating the perfect product for your business, and when coffee is your business you shouldn't settle for anything less than pure brewing perfection. Which is why we think there is only So Pure.

[WWW.SO-PURECOFFEE.CO.UK](http://WWW.SO-PURECOFFEE.CO.UK)



Unit 30, Calibre Ind. Park Laches close, Off Enterprise Drive, Four Ashes, Wolverhampton, WV10 7DZ  
Phone: +44 (0)1902 - 79 86 06 [sales@so-purecoffee.co.uk](mailto:sales@so-purecoffee.co.uk)