



Monkey Puzzle Ware

Newsletter edition 41

23.11.18

Dates for your diary

Friday 14th December

Christmas Jumper Day

Thursday 20th December

Christmas Party

Monday 7th January

Toddlers and Pre-School
parents evening

Tuesday 8th January

Baby room parents evening

Dear Parents,

Our Ofsted report has finally been published! If you would like to read it, please follow this link:

<https://reports.ofsted.gov.uk/provider/16/EY500192>

Once again, thank you to all our parents for their kind words and continued support.

On another note, we have decided to push back the parent's evenings until new year, we have lots of exciting things planned over Christmas and we understand how busy staff and parents are over the festive period. Thank you for your understanding.

On Thursday 13th December we have arranged for some of our pre-schoolers to visit Westgate House Care Centre to sing Christmas carols to the residents. Unfortunately, we are only able to take the children in on that day as space is limited. But don't worry, all the children will be singing their carols at the Christmas party.

Kind Regards,

The Management Team

Our weekly Parent Challenge winner is...

Lindsey

Dr's on Board



Dr Rachakonda
Consultant
Paediatrician



Dr Burugapalli
Gynaecologist



Dr Gali
Dentist

Tonsillitis...

The main symptoms in children and adults are:

- a sore throat
- difficulty swallowing
- hoarse or no voice
- a high temperature of 38C or above
- coughing
- headache
- feeling sick
- earache
- feeling tired

Sometimes the symptoms can be more severe and include:

- swollen painful glands in your neck – feels like a lump on the side of your neck
- white pus-filled spots on your tonsils at the back of your throat
- bad breath

Symptoms will usually go away after 3 to 4 days.

Tonsillitis isn't contagious but the infections that cause it are (for example, colds and flu).

To stop these infections from spreading:

stay off work or keep your child at home until you or your child feel better, use tissues when you cough or sneeze and throw them away after, wash your hands after coughing or sneezing.

Mel's kitchen...



Hello lovely parents,

I am Mel, and I enjoy making scrumptious meals for your little monkeys... I hope you like my menu for next week, but if you do have some suggestions or recipes you would like to add do let me know 😊

Week 5	Monday	Tuesday	Wednesday	Thursday	Friday
Breakfast	Cereal + Toast Fruit selection Gluten, Dairy	Cereal + Toast Fruit selection Gluten, Dairy	Cereal + Toast Fruit selection Gluten, Dairy	Cereal + Toast Fruit selection Gluten, Dairy	Cereal + Toast Fruit selection Gluten, Dairy
AM Snack	Scotch Pancakes Gluten, Dairy	Bread muffins + butter Gluten, Dairy	Cheese straws + salad Gluten, Dairy	Rice cakes + cheese spread Dairy	Vegetable sticks + dip Gluten, Dairy
Lunch	Sausages, New potatoes and beans Yoghurt Gluten, Dairy	Chicken + vegetable curry with rice Gingerbread people Gluten, Dairy	Roast Turkey with roast potatoes, peas and gravy. Fruit Salad Gluten	Tuna Pasta Bake Lemon sponge Gluten, Dairy, Fish	Beef lasagne + salad Yoghurt Gluten, Dairy
PM Snack	Fruit selection	Fruit selection	Fruit selection	Fruit selection	Fruit selection
Tea	Chicken + mayonnaise wraps with salad. Fruit muffins Gluten, Dairy	Scrambled egg on toast Melon fingers + strawberries Gluten, Dairy	Pitta bread with cheese + ham Oat cookies Gluten, Dairy	Sausage rolls + salad Yoghurt Gluten, Dairy	Mixed Sandwiches Banana flapjack Gluten, Dairy

What's on in Baby Room...

This week...

This week the babies have been exploring paint, they have made marks using toy cars and practised their sounds in play- "brrrm", "beep beep". They have also enjoyed an autumn themed sensory tray and explored rust coloured leaves. They enjoyed singing "Head, Shoulder, Knees and Toes" and joined in with the actions.



Next week...

Next week the babies will be playing lots of naming games, they will be singing various songs to teach them where their body parts are.

The babies will also be exploring dinosaurs in mud and stomping their feet.

The babies will be exploring the dolls house and the small world people, they will learn words like 'doll', 'house', 'bed' and 'people'.

Our song of the week...

Clap your Hands and Wiggle your Fingers

Baby sign of the week...



Coat

Things you can do with me at home to extend my learning...

- Play naming games with me and ask me to find my eyes, ears, mouth etc.
- Stomp with me like a dinosaur and encourage me to "roar"
- Encourage me to help with my coat and clothing when we're getting dressed or getting ready to go out

What's on in Toddler Room...

This week...

The children in the toddler room have been learning simple concepts like hot and cold. They have been excavating animals from ice and using trial and error to find the best way to free the animals. They have also been mark-making in snow, we have been encouraging the children to use representation to communicate and to make connections between the marks they make.



Next week...

Next week the Toddlers will be learning about different types of houses, they will be painting brick pictures.

They will also be colour sorting and counting bricks before they build their own house.

Heather is making a special igloo over the weekend for the children to explore!

They will also be looking at different materials to make house and looking at the three little pigs' story again.

Our song of the week...

We Can Build a Little House

Our story of the week...



Things you can do with me at home to extend my learning...

- Talk to me about our house on the way home, what type of house is it? Do we have stairs? Is it made from brick?
- Take me on a walk to see some different types of buildings
- Read the three little pigs story with me and talk about the different materials and which ones you think will be strongest

What's on in the Pre-School Room...

This week...

This week in pre-school we have loved listening to the bear hunt story. We have explored a bear hunt sensory tray and acted out the story with our friends. We have made rain makers and people out of play dough. We have also been practising our Christmas carols. One of our friends brought in snow and we loved exploring this!



Next week...

The pre-school children are really interested in knights and castles now, next week we are going to be role-playing knights and princesses.


We will be making shields and working on our creative and physical abilities.

We will also be exploring a castle small world, this builds our imagination.

Our song of the week...

Five Brave Knights

Our story of the week...



Things you can do with me at home to extend my learning...

- Take me to visit an actual castle or look at photos with me
- Role-play with me and help me to elaborate on your ideas
- Build a castle with me at home, either from small bricks or large cardboard boxes

Meet the Team...



Swati Naidu
Managing Director



Amy Smith
Manager



Lucy Eaton
Deputy Manager



Becky Lee
Third in Charge



Heather Endors
Third in Charge

Management



Emma Maslanka
Support Staff



Chloe Cockman
Support Staff



Amanda Lewis
Support Staff



Mel Cockman
Chef

Support Staff



Heather Endors
Pre-School Room
Leader



Lewis Hill
Pre-School Practition



Stacey Cockman
Pre-School Practitioner



Marisa Skrjanec
Pre-School Support Staff

Pre-School Staff



Heather Endor
Toddlers Room
Leader



Eloise Ambler
Toddlers Practitioner



Helen Markwick
Senior Toddlers
Practitioner



Tina Pullen
Toddlers Support Staff




Matthew Lee
Toddlers
Practitioner

Toddlers Staff



Claire Waters
Baby Room Leader



Ash Rivet-Vitry
Baby Room Practitioner



Charli Leonard
Baby Room Practitioner



Elaine Lee
Baby Room Practitioner



Krissy D'Adamo
Baby Room Practitioner



Mary Hardy
Baby Room Practitioner



Amanda Harvey
Baby Room Support Staff

Baby Room Staff

Please note sometimes to meet our ratio requirements, you might find that some of our support staff are deployed in rooms other than they are generally been appointed for. This happens under circumstances such as covering sickness or holidays. The nursery always is legally required to be in ratio and we would prefer staff known to children covering the ratio, rather than having to always depend on external agencies. Our support staff and our lunch covers play a vital role in achieving this degree of continuity of care for our children. Room Ratio's: Under 2's – For every 3 babies, there is one member of staff team (1:3). 2's to Under 3's – For every 4 toddlers, there is one member of staff team (1:4). Over 3's – For every 8 Pre-schoolers, there is one member of staff team (1:8). If ever you have any doubt or any aspect relating to our staffing matters, please feel free to contact Swati on 07859919519.

Parent's Challenge...

We will be challenging our parents each week to answer a few questions that relate to children, development or our policies and procedures. The weekly winner will then qualify for our end of month lucky dip and whoever gets picked in the lucky dip will get 10% off their next invoice.

Please note for the challenge to be complete you MUST answer all questions and in case of a tie, the last question will be deciding factor. Best answer will also be published in next week's bulletin.

Please send your answers to harsha@monkeypuzzleware.co.uk

This Weeks Quiz

1. How do you add an observation from home?
2. How do you send a day in the life report?
3. How has this quiz benefitted you?

Last Week's Answers

taking clothes off and applying a cold compress to the forehead, parents are contacted for permission to administer suspension medication. If temperature is over 40, this will be given immediately. If temperature doesn't return to below 38 after one hour, parents will be asked to pick the child up.

The incubation period for sickness is a few hours up to a few days, depending on the cause & will be at the manager's discretion as to when the child can return to nursery.

Parent Testimonials

The quiz motivates us to read through the policies to make sure we don't forget anything

This quiz has proved useful in understanding exactly what procedures are in place should my daughter fall ill whilst at nursery. It is also reassuring to understand that children are protected from illness by having exclusion periods in place for unwell children.



Parent Zone

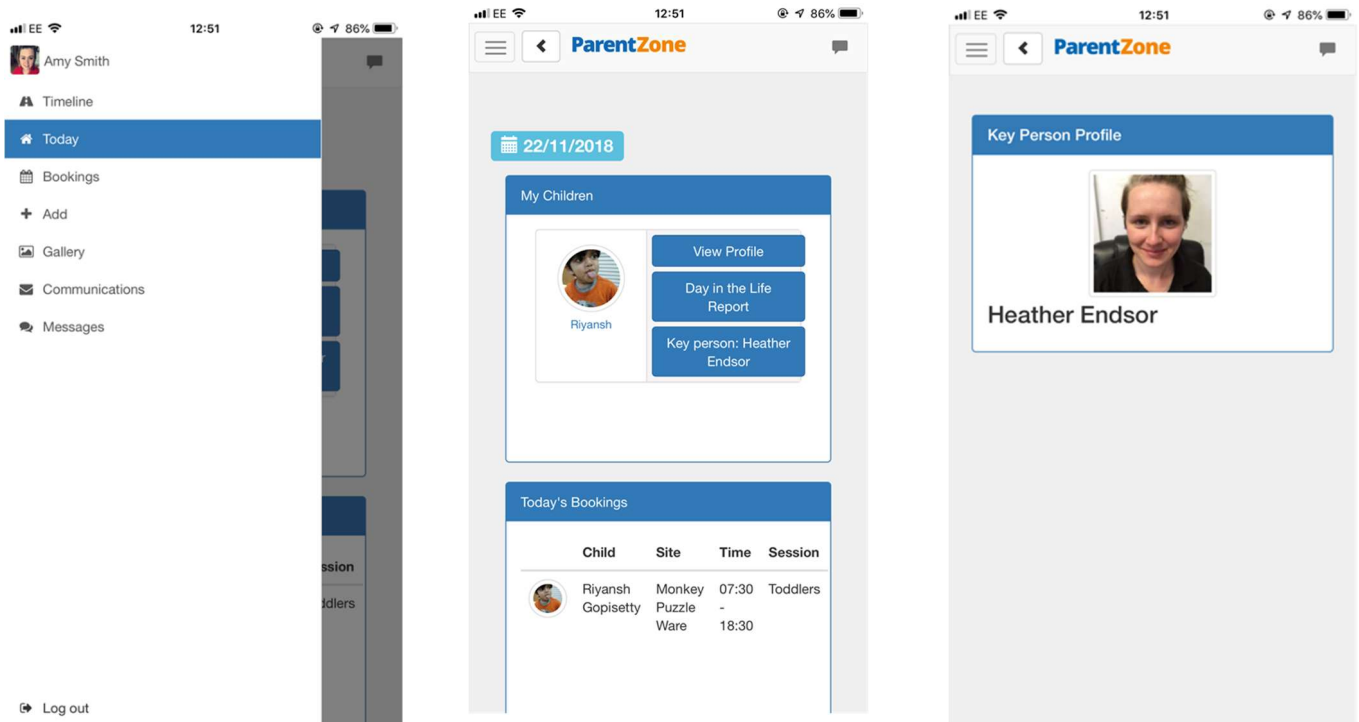
Parent Zone is the new parent app that enables parents and staff to quickly and easily share messages, photos observations and events such as nappy changes and sleep times.

Parents can comment on events and staff are able to open chats with parents throughout the day.

Some features of Parent Zone include:

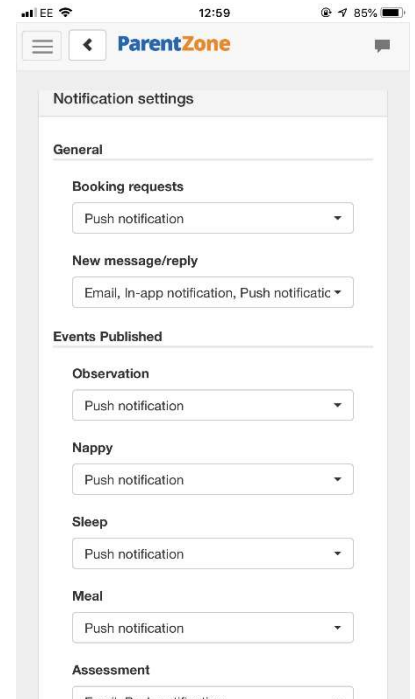
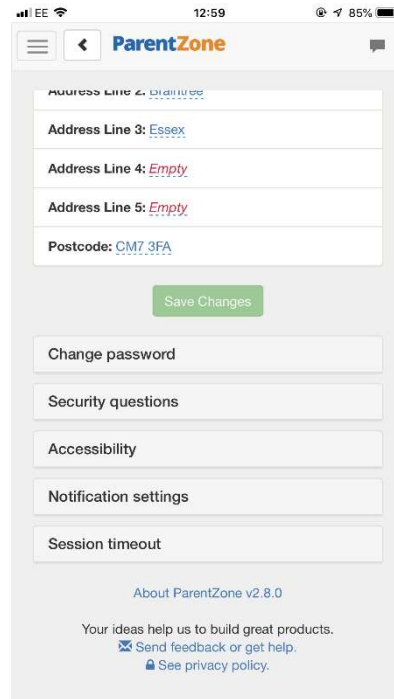
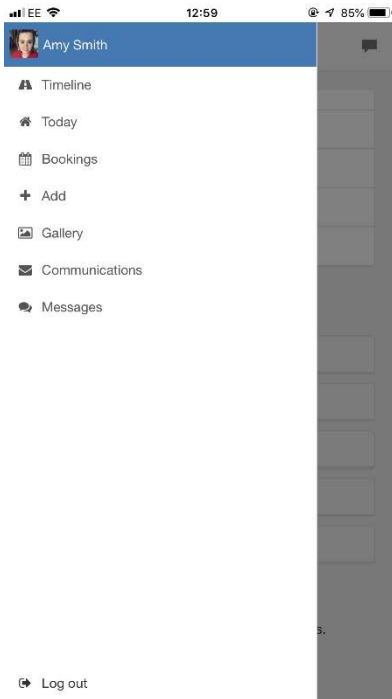
- Being able to easily view your child's key person
- Getting real time updates of events like nappy changes, sleeps, food etc.
- Being able to book in for extra sessions from the app or send holiday dates
- Adding your own observations from home
- Viewing a gallery of all the photos that have been published your child
- Viewing your balance
- Being able to resend any communications from nursery straight to your email address
- Being able to send a day in the life report straight to your emails so you know what your child has been up to at nursery
- Change your contact or address details

To view your child's key person:

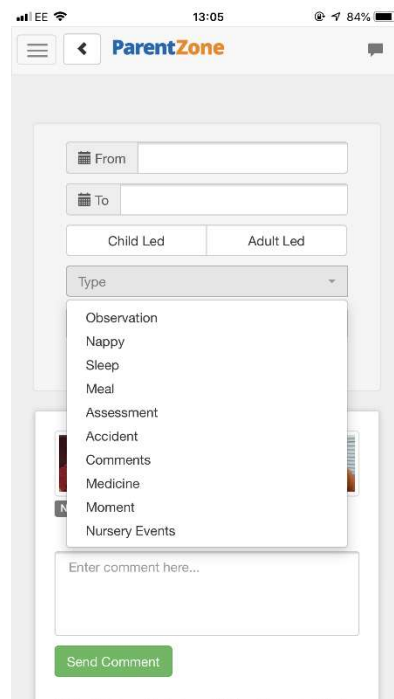
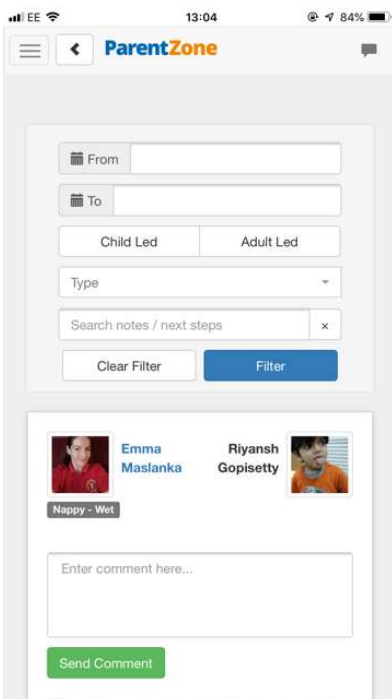


First click the menu button at the top left of the screen, then click the today screen. From there you will be able to see the name of your child's key person, click that name and a picture and maybe a bio of that person will appear.

Receiving and viewing events, observations and assessments:

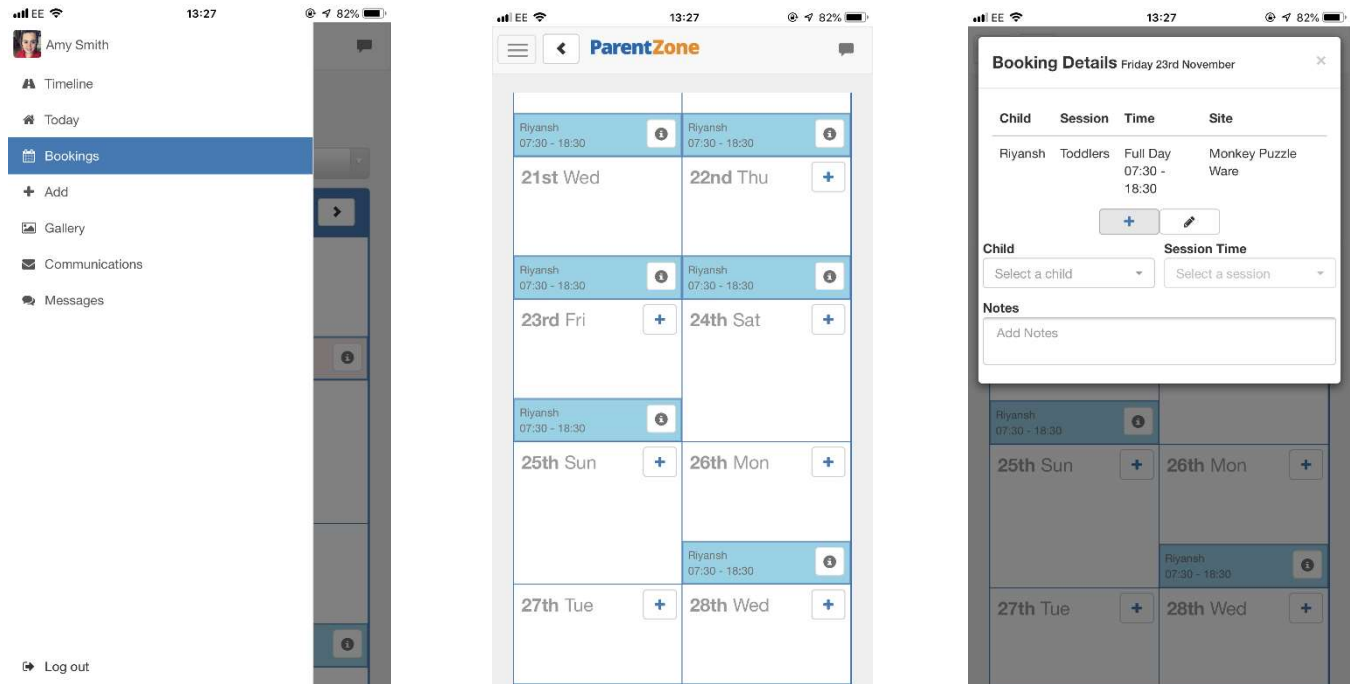


Firstly, you need to ensure you are receiving notifications, from the app, please use the menu at the top left screen and select your name. Scroll all the way down and click notification settings, choose how you would like each notification to appear and select save changes. There are three types of notification, you can have a push notification, an in-app notification or an email notification.



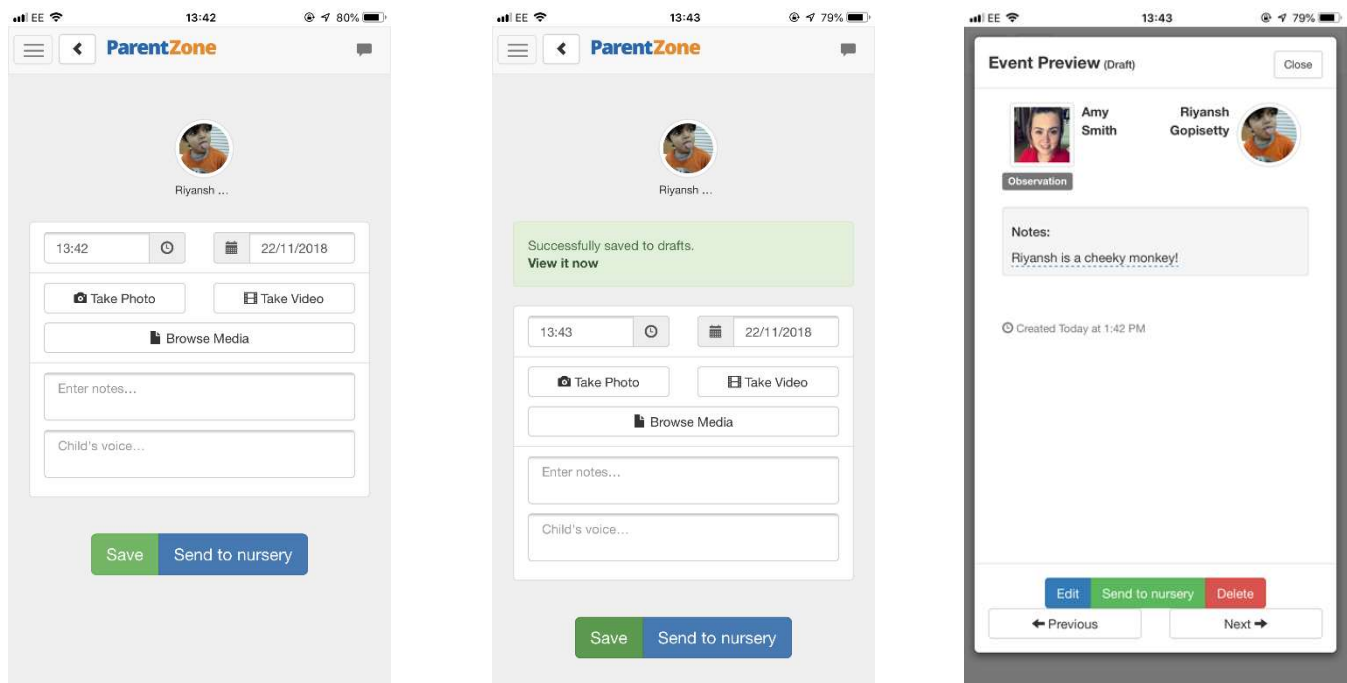
To view observations and events etc click on the timeline button from the menu. This will show anything published from your child in chronological order, to view the events by type click the dropdown box and select which type you would like to view, you can also view events between dates and any child or adult led events.

To request extra sessions or let us know of holiday dates:



To request an extra session, go to the booking section on the menu, click the plus button on the day you would like request. Then click the plus button again on the next screen and select your child and session type, notes are optional. The nursery will then need to approve or decline your booking, this will then get sent back to you as a notification. The process is similar for letting us know any holiday dates, instead of selecting the plus button on the third screen you need to select the edit button. You can then enter the dates and leave a note that says holiday.

Adding your own observations from home:



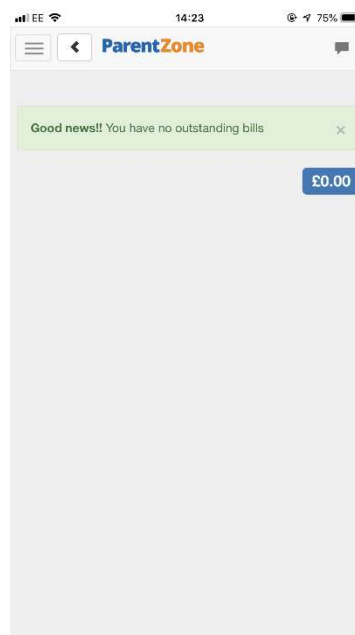
From the menu click the add button, write your observation and add any pictures that you want. You then have the option to save it to drafts if isn't finished or you can send it straight to nursery. To view your drafts, click the add button again and they will appear.

Viewing the gallery:



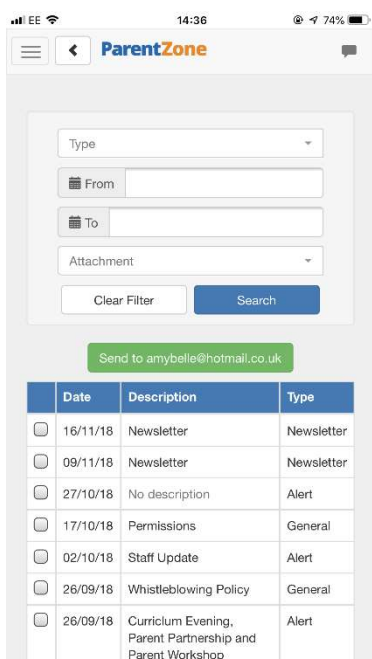
From the menu click gallery and scroll through to see your child's photos. You can amend the settings and even like your favourite photos.

Billing:



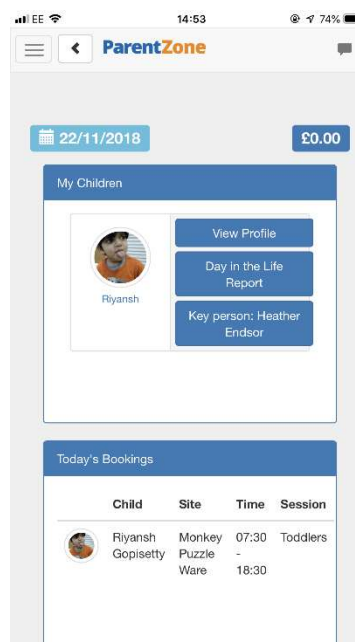
Click the finance button from the menu screen, the above screen will then appear. This will only be available when bills have been finalised.

Resending communications:



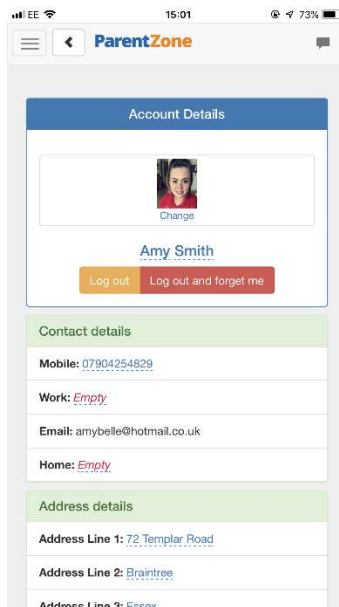
Go to the communication screen, from here you can select which communication you'd like to resend and send them straight your email address or view them.

A day in the life report:



Click the today button from the menu, select day in the life report, choose which day and hit send. This will then be emailed to you.

Changing your contact/address details:



From the menu select your name and photo, from here you can click the profile photo, phone numbers and address details. Remember to click the tick button when you've finished to save the changes.