

IsoAcoustics

ISO-L8R155

ISOACOUSTICS

ALISTAIR MCGHEE has reservations about the flexible approach to isolation but, as it turns out, IsoAcoustics *does* float his boat...

Ivor Tiefenbrun founder of Linn products and father of the LP12, pushed the Linn Isobariks (DMS I think not PMS – but it was a long time ago) off the carpet and on to studs fixed to the floor in the Linn dem room. I was visiting the factory as a loyal employee of Eulipion Audio, Manchester's finest HiFi emporium. Ivor was demonstrating that allowing your speakers and their stands to wobble was detrimental to the sound. With the Isobariks' stands resting on the studs, I felt he made the point well, but not everyone agreed – then or now.

At Linn products they had a very precise scale of tightness: tight, f*****g tight, Linn tight, and broken. Thus the world of HiFi was deluged with new super-rigid stands and compliance was a bad thing.


But as I said not everyone agreed, I remember the guys from Mission getting very excited about sorbothane pads, that, placed under your speakers, would decouple them and therefore improve the sound. Good luck decoupling Isobariks. In the words of Roy Scheider, 'You're going to need a bigger pad.'

With that history behind me it was with some trepidation I unpacked the IsoAcoustics ISO-L8R155 speaker stands (genius name – hereafter referred to as 'the ISOs'). They are designed, if required, to raise your monitors when used with a typical DAW installation built around a bit of PC furniture that would otherwise leave your speakers a bit lower than you would ideally want them. My Tannoy Reveals have been in just such a position and so provided an ideal test bed. The ISOs reckon on supporting speakers at less than 30lbs each (so not Isobariks) and looked a touch on the diddy side under my Tannoys.





Using the supplied tubes and spacers the ISOs are able to raise your game by either 3-inch or 8-inch depending on the choice of tubes and tilt your monitors either back or forward by about six degrees. If you need different horizontal dimensions, they are flanked in the IsoAcoustics product range by another two models, numbered L8R200 (biggest) and L8R130 (smallest).

Assembly is pretty straightforward. If you can't do it unaided, then under no circumstances should you attempt to open a tin of corned beef.


As you've probably gathered, I wasn't expecting much, but as it turns out, they worked for me. Another octave in the base, 3D holographic imaging, a mysterious sense of oneness with Dave Edmunds and Billy Bremner, well maybe not. I just felt I was getting more, backing vocals sneaking out where I hadn't noticed them before. Instruments that had been hiding now shyly peeking through the mix, and dare I say better imaging. Now – the why?

Could it be because I'm now on axis for the tweeters? Yes it could. Could it be because in the words of IsoAcoustics, 'patented isolation technology allows your speakers to 'float' in free space'? I have no idea. All I can say is I've been using the ISOs for a month now and they still bring a smile to an old flat-earther's face. 



INFORMATION

-  IsoAcoustics ISO-L8R155 £89 inc VAT.
-  www.isoacoustics.com
-  UK Distributor: SCV London
-  www.scvlondon.co.uk










▶▶ NEUMANN.BERLIN

Studio Monitor KH 120

The first member of the Neumann KH Line



Recommended for KH120
NEW KH810 10" Subwoofer
with 7.1 Bass Manager

Studio Monitor Systems ▶▶ www.neumann.com

Sennheiser UK Ltd
3 Century Point
High Wycombe
Buckinghamshire HP12 3SL
+44 (0)1494 551551
www.sennheiser.co.uk