

# Hamilton® Cheriton

## Quality Accessories on Georgian and Victorian Plates

Capturing all the charm and elegance of the Georgian and Victorian period.

The plates are traditional cast brass with a choice of finishes. The range consists of two designs, Georgian and Victorian.

- Georgian comes in two finishes and the Victorian in six
- Switch inserts to match the plate finish
- Standard box-fix electrical accessories
- Grid Fix and Euro Fix options are also available (see separate GRID-IT and EuroFix sections).



90 TCM W



91 R21 AB-B



92 SS1 PB-B



96 R21 SC-B



95 SP BC-W

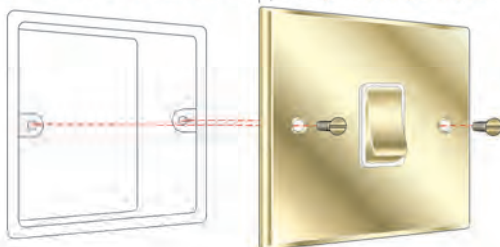


98 R22 BK-B

01/14

Hamilton Cheriton

Victorian Plate Depth 8.5 mm  
Georgian Plate Depth 10.8 mm



Box-Fix to Back Box

Hamilton® *fashion, finish, function and flexibility*


## Victorian Rocker Switches





92 R21 PB-W

Plate Finish	Insert Finish	Insert Surround Colour	1 gang 10AX 2 way Rocker Nominal Plate Size: 88 x 88 mm Min. Wall Box Depth 25 mm Technical Insert Reference: R21 Product Code	2 gang 10AX 2 way Rocker Nominal Plate Size: 88 x 88 mm Min. Wall Box Depth 25 mm Technical Insert Reference: R22 Product Code	3 gang 10AX 2 way Rocker Nominal Plate Size: 88 x 88 mm Min. Wall Box Depth 25 mm Technical Insert Reference: R23 Product Code	4 gang 10AX 2 way Rocker Nominal Plate Size: 146 x 86 mm Min. Wall Box Depth 25 mm Technical Insert Reference: R24 Product Code	6 gang 10AX 2 way Rocker Nominal Plate Size: 146 x 86 mm Min. Wall Box Depth 25 mm Technical Insert Reference: R26 Product Code
<b>Bright Chrome</b> 	<b>Bright Chrome</b> <b>White Plastic</b> <b>Black Plastic</b>	<b>White</b> <b>Black</b> <b>White</b> <b>Black</b>	95 R21 BC-W 95 R21 BC-B 95 R21 WH-W 95 R21 BL-B	95 R22 BC-W 95 R22 BC-B 95 R22 WH-W 95 R22 BL-B	95 R23 BC-W 95 R23 BC-B 95 R23 WH-W 95 R23 BL-B	95 R24 BC-W 95 R24 BC-B 95 R24 WH-W 95 R24 BL-B	95 R26 BC-W 95 R26 BC-B 95 R26 WH-W 95 R26 BL-B
<b>Satin Chrome</b> 	<b>Satin Chrome</b> <b>White Plastic</b> <b>Black Plastic</b>	<b>White</b> <b>Black</b> <b>White</b> <b>Black</b>	96 R21 SC-W 96 R21 SC-B 96 R21 WH-W 96 R21 BL-B	96 R22 SC-W 96 R22 SC-B 96 R22 WH-W 96 R22 BL-B	96 R23 SC-W 96 R23 SC-B 96 R23 WH-W 96 R23 BL-B	96 R24 SC-W 96 R24 SC-B 96 R24 WH-W 96 R24 BL-B	96 R26 SC-W 96 R26 SC-B 96 R26 WH-W 96 R26 BL-B
<b>Polished Brass</b> 	<b>Polished Brass</b> <b>White Plastic</b> <b>Black Plastic</b>	<b>White</b> <b>Black</b> <b>White</b> <b>Black</b>	92 R21 PB-W 92 R21 PB-B 92 R21 WH-W 92 R21 BL-B	92 R22 PB-W 92 R22 PB-B 92 R22 WH-W 92 R22 BL-B	92 R23 PB-W 92 R23 PB-B 92 R23 WH-W 92 R23 BL-B	92 R24 PB-W 92 R24 PB-B 92 R24 WH-W 92 R24 BL-B	92 R26 PB-W 92 R26 PB-B 92 R26 WH-W 92 R26 BL-B
<b>Satin Brass</b> 	<b>Satin Brass</b> <b>White Plastic</b> <b>Black Plastic</b>	<b>White</b> <b>Black</b> <b>White</b> <b>Black</b>	94 R21 SB-W 94 R21 SB-B 94 R21 WH-W 94 R21 BL-B	94 R22 SB-W 94 R22 SB-B 94 R22 WH-W 94 R22 BL-B	94 R23 SB-W 94 R23 SB-B 94 R23 WH-W 94 R23 BL-B	94 R24 SB-W 94 R24 SB-B 94 R24 WH-W 94 R24 BL-B	94 R26 SB-W 94 R26 SB-B 94 R26 WH-W 94 R26 BL-B
<b>Antique Brass</b> 	<b>Antique Brass</b> <b>Black Plastic</b>	<b>Black</b> <b>Black</b>	93 R21 AB-B 93 R21 BL-B	93 R22 AB-B 93 R22 BL-B	93 R23 AB-B 93 R23 BL-B	93 R24 AB-B 93 R24 BL-B	93 R26 AB-B -
<b>Black Nickel</b> 	<b>Black Nickel</b>	<b>Black</b>	98 R21 BK-B	98 R22 BK-B	98 R23 BK-B	98 R24 BK-B	98 R26 BK-B

## Georgian Rocker Switches



90 R26 PB-B

Plate Finish	Insert Finish	Insert Surround Colour	1 gang 10AX 2 way Rocker Nominal Plate Size: 88 x 88 mm Min. Wall Box Depth 25 mm Technical Insert Reference: R21 Product Code	2 gang 10AX 2 way Rocker Nominal Plate Size: 88 x 88 mm Min. Wall Box Depth 25 mm Technical Insert Reference: R22 Product Code	3 gang 10AX 2 way Rocker Nominal Plate Size: 88 x 88 mm Min. Wall Box Depth 25 mm Technical Insert Reference: R23 Product Code	4 gang 10AX 2 way Rocker Nominal Plate Size: 146 x 86 mm Min. Wall Box Depth 25 mm Technical Insert Reference: R24 Product Code	6 gang 10AX 2 way Rocker Nominal Plate Size: 146 x 86 mm Min. Wall Box Depth 25 mm Technical Insert Reference: R26 Product Code
<b>Polished Brass</b> 	<b>Polished Brass</b> <b>White Plastic</b> <b>Black Plastic</b>	<b>White</b> <b>Black</b> <b>White</b> <b>Black</b>	90 R21 PB-W 90 R21 PB-B 90 R21 WH-W 90 R21 BL-B	90 R22 PB-W 90 R22 PB-B 90 R22 WH-W 90 R22 BL-B	90 R23 PB-W 90 R23 PB-B 90 R23 WH-W 90 R23 BL-B	90 R24 PB-W 90 R24 PB-B 90 R24 WH-W 90 R24 BL-B	90 R26 PB-W 90 R26 PB-B 90 R26 WH-W 90 R26 BL-B
<b>Antique Brass</b> 	<b>Antique Brass</b> <b>Black Plastic</b>	<b>Black</b> <b>Black</b>	91 R21 AB-B 91 R21 BL-B	91 R22 AB-B 91 R22 BL-B	91 R23 AB-B 91 R23 BL-B	91 R24 AB-B 91 R24 BL-B	91 R26 AB-B -

## Victorian Rocker Switches



98 R31 BK-B



### 1 gang 10AX Intermediate Rocker

Nominal Plate Size:  
88 x 88 mm  
Min. Wall Box  
Depth 25 mm  
Technical Insert  
Reference: **R31**  
**Product Code**



### 2 gang 10AX Intermediate Rocker

Nominal Plate Size:  
88 x 88 mm  
Min. Wall Box  
Depth 25 mm  
Technical Insert  
Reference: **R32**  
**Product Code**









### 1 gang 10AX Push To Make Retractive Rocker

Nominal Plate Size:  
88 x 88 mm  
Min. Wall Box  
Depth 25 mm  
Technical Insert  
Reference: **RRT**  
**Product Code**




### 1 gang 10A Triple Pole Rocker

Nominal Plate Size:  
88 x 88 mm  
Min. Wall Box  
Depth 25 mm  
Technical Insert  
Reference: **TP**  
**Product Code**

Plate Finish	Insert Finish	Insert Surround Colour	Product Code	Product Code	Product Code	Product Code
 Bright Chrome	Bright Chrome Bright Chrome White Plastic Black Plastic	White Black White Black	95 R31 BC-W 95 R31 BC-B 95 R31 WH-W 95 R31 BL-B	95 R32 BC-W 95 R32 BC-B 95 R32 WH-W 95 R32 BL-B	95 RRT BC-W 95 RRT BC-B 95 RRT WH-W 95 RRT BL-B	- - 95 TP WH-W 95 TP BL-B
 Satin Chrome	Satin Chrome Satin Chrome White Plastic Black Plastic	White Black White Black	96 R31 SC-W 96 R31 SC-B 96 R31 WH-W 96 R31 BL-B	96 R32 SC-W 96 R32 SC-B 96 R32 WH-W 96 R32 BL-B	96 RRT SC-W 96 RRT SC-B 96 RRT WH-W 96 RRT BL-B	- - 96 TP WH-W 96 TP BL-B
 Polished Brass	Polished Brass Polished Brass White Plastic Black Plastic	White Black White Black	92 R31 PB-W 92 R31 PB-B 92 R31 WH-W 92 R31 BL-B	92 R32 PB-W 92 R32 PB-B 92 R32 WH-W 92 R32 BL-B	92 RRT PB-W 92 RRT PB-B 92 RRT WH-W 92 RRT BL-B	- - 92 TP WH-W 92 TP BL-B
 Satin Brass	Satin Brass Satin Brass White Plastic Black Plastic	White Black White Black	94 R31 SB-W 94 R31 SB-B 94 R31 WH-W 94 R31 BL-B	94 R32 SB-W 94 R32 SB-B 94 R32 WH-W 94 R32 BL-B	94 RRT SB-W 94 RRT SB-B 94 RRT WH-W 94 RRT BL-B	- - 94 TP WH-W 94 TP BL-B
 Antique Brass	Antique Brass Black Plastic	Black Black	93 R31 AB-B 93 R31 BL-B	93 R32 AB-B -	93 RRT AB-B -	- 93 TP BL-B
 Black Nickel	Black Nickel	Black	98 R31 BK-B	-	-	98 TP BL-B

## Georgian Rocker Switches



91 R31 AB-B



### 1 gang 10AX Intermediate Rocker

Nominal Plate Size:  
88 x 88 mm  
Min. Wall Box  
Depth 25 mm  
Technical Insert  
Reference: **R31**  
**Product Code**



### 2 gang 10AX Intermediate Rocker

Nominal Plate Size:  
88 x 88 mm  
Min. Wall Box  
Depth 25 mm  
Technical Insert  
Reference: **R32**  
**Product Code**





### 1 gang 10AX Push To Make Retractive Rocker

Nominal Plate Size:  
88 x 88 mm  
Min. Wall Box  
Depth 25 mm  
Technical Insert  
Reference: **RRT**  
**Product Code**



### 1 gang 10A Triple Pole Rocker

Nominal Plate Size:  
86 x 86 mm  
Min. Wall Box  
Depth 25 mm  
Technical Insert  
Reference: **TP**  
**Product Code**

Plate Finish	Insert Finish	Insert Surround Colour	Product Code	Product Code	Product Code	Product Code
 Polished Brass	Polished Brass Polished Brass White Plastic Black Plastic	White Black White Black	90 R31 PB-W 90 R31 PB-B 90 R31 WH-W 90 R31 BL-B	90 R32 PB-W 90 R32 PB-B 90 R32 WH-W 90 R32 BL-B	90 RRT PB-W 90 RRT PB-B 90 RRT WH-W 90 RRT BL-B	- - 90 TP WH-W 90 TP BL-B
 Antique Brass	Antique Brass Black Plastic	Black Black	91 R31 AB-B 91 R31 BL-B	91 R32 AB-B -	91 RRT AB-B -	- 91 TP BL-B

## Victorian Toggle Switches



95 T22



**1 gang  
20AX 2 way  
Toggle**

Nominal Plate  
Size: 88 x 88 mm  
Min. Wall Box  
Depth 25 mm  
Technical Insert  
Reference: **T21**

**Product Code**



**2 gang  
20AX 2 way  
Toggle**

Nominal Plate  
Size: 88 x 88 mm  
Min. Wall Box  
Depth 25 mm  
Technical Insert  
Reference: **T22**

**Product Code**



**3 gang  
20AX 2 way  
Toggle**

Nominal Plate  
Size: 146 x 86 mm  
Min. Wall Box  
Depth 25 mm  
Technical Insert  
Reference: **T23**

**Product Code**



**4 gang  
20AX 2 way  
Toggle**

Nominal Plate  
Size: 146 x 86 mm  
Min. Wall Box  
Depth 25 mm  
Technical Insert  
Reference: **T24**

**Product Code**



**1 gang 20AX  
Intermediate  
Toggle**

Nominal Plate  
Size: 88 x 88 mm  
Min. Wall Box  
Depth 25 mm  
Technical Insert  
Reference: **T31**

**Product Code**



**1 gang 20AX  
Double Pole  
Toggle**

Nominal Plate  
Size: 88 x 88 mm  
Min. Wall Box  
Depth 25 mm  
Technical Insert  
Reference: **TDP**

**Product Code**



**1 gang 10AX  
Push To Make/  
Break Retractive  
Toggle**

Nominal Plate  
Size: 88 x 88 mm  
Min. Wall Box  
Depth 25 mm  
Technical Insert  
Reference: **TRT**

**Product Code**

**Plate Finish      Insert Finish**

**Bright Chrome      Bright Chrome**



**Satin Chrome      Satin Chrome**



**Polished Brass      Polished Brass**



**Satin Brass      Satin Brass**



**Antique Brass      Antique Brass**



**Black Nickel      Black Nickel**



95 T21

95 T22

95 T23

95 T24

95 T31

95 TDP

95 TRT

96 T21

96 T22

96 T23

96 T24

96 T31

96 TDP

96 TRT

92 T21

92 T22

92 T23

92 T24

92 T31

92 TDP

92 TRT

94 T21

94 T22

94 T23

94 T24

94 T31

94 TDP

94 TRT

93 T21

93 T22

93 T23

93 T24

93 T31

93 TDP

93 TRT

98 T21

98 T22

98 T23

98 T24

98 T31

98 TDP

98 TRT

## Georgian Toggle Switches



90 T21



**1 gang  
20AX 2 way  
Toggle**

Nominal Plate  
Size: 88 x 88 mm  
Min. Wall Box  
Depth 25 mm  
Technical Insert  
Reference: **T21**

**Product Code**



**2 gang  
20AX 2 way  
Toggle**

Nominal Plate  
Size: 88 x 88 mm  
Min. Wall Box  
Depth 25 mm  
Technical Insert  
Reference: **T22**

**Product Code**



**3 gang  
20AX 2 way  
Toggle**

Nominal Plate  
Size: 146 x 86 mm  
Min. Wall Box  
Depth 25 mm  
Technical Insert  
Reference: **T23**

**Product Code**



**4 gang  
20AX 2 way  
Toggle**

Nominal Plate  
Size: 146 x 86 mm  
Min. Wall Box  
Depth 25 mm  
Technical Insert  
Reference: **T24**

**Product Code**



**1 gang 20AX  
Intermediate  
Toggle**

Nominal Plate  
Size: 88 x 88 mm  
Min. Wall Box  
Depth 25 mm  
Technical Insert  
Reference: **T31**

**Product Code**



**1 gang 20AX  
Double Pole  
Toggle**

Nominal Plate  
Size: 88 x 88 mm  
Min. Wall Box  
Depth 25 mm  
Technical Insert  
Reference: **TDP**

**Product Code**



**1 gang 10AX  
Push To Make/  
Break Retractive  
Toggle**

Nominal Plate  
Size: 88 x 88 mm  
Min. Wall Box  
Depth 25 mm  
Technical Insert  
Reference: **TRT**

**Product Code**

**Plate Finish      Insert Finish**

**Polished Brass      Polished Brass**



**Antique Brass      Antique Brass**



90 T21

90 T22

90 T23

90 T24

90 T31

90 TDP

90 TRT

91 T21

91 T22

91 T23

91 T24

91 T31

91 TDP

91 TRT

# Hamilton<sup>®</sup> Cheriton

## Victorian Power Sockets



92 SS1 PB-B

Plate Finish

Insert Finish

Insert Surround Colour



**1 gang 13A Double Pole Switched Socket**

Nominal Plate Size: 88 x 88 mm  
Min. Wall Box Depth 35 mm  
Technical Insert Reference: **SS1 Product Code**



**2 gang 13A Double Pole Switched Socket**

Nominal Plate Size: 146 x 86 mm  
Min. Wall Box Depth 35 mm  
Technical Insert Reference: **SS2 Product Code**



**1 gang 2A Unswitched Socket**

Nominal Plate Size: 88 x 88 mm  
Min. Wall Box Depth 35 mm  
Technical Insert Reference: **US2 Product Code**



**1 gang 5A Unswitched Socket**

Nominal Plate Size: 88 x 88 mm  
Min. Wall Box Depth 35 mm  
Technical Insert Reference: **US5 Product Code**



**1 gang 13A Unswitched Socket**

Nominal Plate Size: 88 x 88 mm  
Min. Wall Box Depth 35 mm  
Technical Insert Reference: **US13 Product Code**



**2 gang 13A Unswitched Socket**

Nominal Plate Size: 146 x 86 mm  
Min. Wall Box Depth 35 mm  
Technical Insert Reference: **US99 Product Code**



**Shaver Dual Voltage Unswitched Socket**

Nominal Plate Size: 86 x 146 mm  
Min. Wall Box Depth 47 mm  
Technical Insert Reference: **SHS Product Code**

Bright Chrome



Bright Chrome  
Bright Chrome  
White Plastic  
Black Plastic

White  
Black  
White  
Black

95 SS1 BC-W  
95 SS1 BC-B  
95 SS1 WH-W  
95 SS1 BL-B

95 SS2 BC-W  
95 SS2 BC-B  
95 SS2 WH-W  
95 SS2 BL-B

–  
–  
95 US2 W  
95 US2 B

–  
–  
95 US5 W  
95 US5 B

–  
–  
95 US13 W  
95 US13 B

–  
–  
95 US99 W  
95 US99 B

–  
–  
95 SHS W  
95 SHS B

Satin Chrome



Satin Chrome  
Satin Chrome  
White Plastic  
Black Plastic

White  
Black  
White  
Black

96 SS1 SC-W  
96 SS1 SC-B  
96 SS1 WH-W  
96 SS1 BL-B

96 SS2 SC-W  
96 SS2 SC-B  
96 SS2 WH-W  
96 SS2 BL-B

–  
–  
96 US2 W  
96 US2 B

–  
–  
96 US5 W  
96 US5 B

–  
–  
96 US13 W  
96 US13 B

–  
–  
96 US99 W  
96 US99 B

–  
–  
96 SHS W  
96 SHS B

Polished Brass



Polished Brass  
Polished Brass  
White Plastic  
Black Plastic

White  
Black  
White  
Black

92 SS1 PB-W  
92 SS1 PB-B  
92 SS1 WH-W  
92 SS1 BL-B

92 SS2 PB-W  
92 SS2 PB-B  
92 SS2 WH-W  
92 SS2 BL-B

–  
–  
92 US2 W  
92 US2 B

–  
–  
92 US5 W  
92 US5 B

–  
–  
92 US13 W  
92 US13 B

–  
–  
92 US99 W  
92 US99 B

–  
–  
92 SHS W  
92 SHS B

Satin Brass



Satin Brass  
Satin Brass  
White Plastic  
Black Plastic

White  
Black  
White  
Black

94 SS1 SB-W  
94 SS1 SB-B  
94 SS1 WH-W  
94 SS1 BL-B

94 SS2 SB-W  
94 SS2 SB-B  
94 SS2 WH-W  
94 SS2 BL-B

–  
–  
94 US2 W  
94 US2 B

–  
–  
94 US5 W  
94 US5 B

–  
–  
94 US13 W  
94 US13 B

–  
–  
94 US99 W  
94 US99 B

–  
–  
94 SHS W  
94 SHS B

Antique Brass



Antique Brass  
Black Plastic

Black  
Black

93 SS1 AB-B  
93 SS1 BL-B

93 SS2 AB-B  
93 SS2 BL-B

–  
93 US2 B

–  
93 US5 B

–  
93 US13 B

–  
93 US99 B

–  
93 SHS B

Black Nickel



Black Nickel  
Black Plastic

Black  
Black

98 SS1 BK-B  
–

98 SS2 BK-B  
–

–  
98 US2 B

–  
98 US5 B

–  
–

–  
–

–  
98 SHS B

## Georgian Power Sockets



91 SS1 AB-B

Plate Finish

Insert Finish

Insert Surround Colour



**1 gang 13A Double Pole Switched Socket**

Nominal Plate Size: 88 x 88 mm  
Min. Wall Box Depth 35 mm  
Technical Insert Reference: **SS1 Product Code**



**2 gang 13A Double Pole Switched Socket**

Nominal Plate Size: 146 x 86 mm  
Min. Wall Box Depth 35 mm  
Technical Insert Reference: **SS2 Product Code**



**1 gang 2A Unswitched Socket**

Nominal Plate Size: 88 x 88 mm  
Min. Wall Box Depth 35 mm  
Technical Insert Reference: **US2 Product Code**



**1 gang 5A Unswitched Socket**

Nominal Plate Size: 88 x 88 mm  
Min. Wall Box Depth 35 mm  
Technical Insert Reference: **US5 Product Code**



**1 gang 13A Unswitched Socket**

Nominal Plate Size: 88 x 88 mm  
Min. Wall Box Depth 35 mm  
Technical Insert Reference: **US13 Product Code**



**2 gang 13A Unswitched Socket**

Nominal Plate Size: 146 x 86 mm  
Min. Wall Box Depth 35 mm  
Technical Insert Reference: **US99 Product Code**



**Shaver Dual Voltage Unswitched Socket**

Nominal Plate Size: 86 x 146 mm  
Min. Wall Box Depth 47 mm  
Technical Insert Reference: **SHS Product Code**

Polished Brass



Polished Brass  
Polished Brass  
White Plastic  
Black Plastic

White  
Black  
White  
Black

90 SS1 PB-W  
90 SS1 PB-B  
90 SS1 WH-W  
90 SS1 BL-B

90 SS2 PB-W  
90 SS2 PB-B  
90 SS2 WH-W  
90 SS2 BL-B

–  
–  
90 US2 W  
90 US2 B


–  
–  
90 US5 W  
90 US5 B

–  
–  
90 US13 W  
90 US13 B

–  
–  
90 US99 W  
90 US99 B

–  
–  
90 SHS W  
90 SHS B

Antique Brass



Antique Brass  
Black Plastic

Black  
Black

91 SS1 AB-B  
91 SS1 BL-B

91 SS2 AB-B  
91 SS2 BL-B

–  
91 US2 B

–  
91 US5 B

–  
91 US13 B

–  
91 US99 B

–  
91 SHS B

## Victorian Television Coaxial Sockets



95 TVSAT B



**1 gang  
Non Isolated  
TV  
1 In/1 Out**

Nominal Plate  
Size: 88 x 88 mm  
Min. Wall Box  
Depth 25 mm  
Technical Insert  
Reference: TV

**Product Code**



**2 gang  
Non Isolated  
TV  
2 In/2 Out**

Nominal Plate  
Size: 88 x 88 mm  
Min. Wall Box  
Depth 25 mm  
Technical Insert  
Reference: TV2

**Product Code**



**Isolated  
TV/FM  
Diplexer  
1 In/2 Out**

Nominal Plate  
Size: 88 x 88 mm  
Min. Wall Box  
Depth 25 mm  
Technical Insert  
Reference: TVFM

**Product Code**



**1 gang  
Isolated  
TV  
1 In/1 Out**

Nominal Plate  
Size: 88 x 88 mm  
Min. Wall Box  
Depth 25 mm  
Technical Insert  
Reference: TVI

**Product Code**



**2 gang  
Non Isolated  
TV + Satellite  
2 In/2 Out**

Nominal Plate  
Size: 88 x 88 mm  
Min. Wall Box  
Depth 35 mm  
Technical Insert  
Reference: TVSAT

**Product Code**



**1 gang  
Non Isolated  
Satellite**

Nominal Plate  
Size: 88 x 88 mm  
Min. Wall Box  
Depth 35 mm  
Technical Insert  
Reference: SATN

**Product Code**



**1 gang  
Isolated  
Satellite**

Nominal Plate  
Size: 88 x 88 mm  
Min. Wall Box  
Depth 35 mm  
Technical Insert  
Reference: SATI

**Product Code**

**Plate Finish**

**Insert Finish**

**Bright Chrome**

**White Plastic  
Black Plastic**



95 TV W  
95 TV B

95 TV2 W  
95 TV2 B

95 TVFM W  
95 TVFM B

95 TVI W  
95 TVI B

95 TVSAT W  
95 TVSAT B

95 SATN W  
95 SATN B

95 SATI W  
95 SATI B

**Satin Chrome**

**White Plastic  
Black Plastic**



96 TV W  
96 TV B

96 TV2 W  
96 TV2 B

96 TVFM W  
96 TVFM B

96 TVI W  
96 TVI B

96 TVSAT W  
96 TVSAT B

96 SATN W  
96 SATN B

96 SATI W  
96 SATI B

**Polished Brass**

**White Plastic  
Black Plastic**



92 TV W  
92 TV B

92 TV2 W  
92 TV2 B

92 TVFM W  
92 TVFM B

92 TVI W  
92 TVI B

92 TVSAT W  
92 TVSAT B

92 SATN W  
92 SATN B

92 SATI W  
92 SATI B

**Satin Brass**

**White Plastic  
Black Plastic**



94 TV W  
94 TV B

94 TV2 W  
94 TV2 B

94 TVFM W  
94 TVFM B

94 TVI W  
94 TVI B

94 TVSAT W  
94 TVSAT B

94 SATN W  
94 SATN B

94 SATI W  
94 SATI B

**Antique Brass**

**Black Plastic**



93 TV B

93 TV2 B

93 TVFM B

93 TVI B


93 TVSAT B

93 SATN B

93 SATI B

**Black Nickel**

**Black Plastic**



98 TV B

98 TV2 B

98 TVFM B

98 TVI B

98 TVSAT B

98 SATN B

98 SATI B

## Georgian Television Coaxial Sockets



90 TV W



**1 gang  
Non Isolated  
TV  
1 In/1 Out**

Nominal Plate  
Size: 88 x 88 mm  
Min. Wall Box  
Depth 25 mm  
Technical Insert  
Reference: TV

**Product Code**



**2 gang  
Non Isolated  
TV  
2 In/2 Out**

Nominal Plate  
Size: 88 x 88 mm  
Min. Wall Box  
Depth 25 mm  
Technical Insert  
Reference: TV2

**Product Code**



**Isolated  
TV/FM  
Diplexer  
1 In/2 Out**

Nominal Plate  
Size: 88 x 88 mm  
Min. Wall Box  
Depth 25 mm  
Technical Insert  
Reference: TVFM

**Product Code**



**1 gang  
Isolated  
TV  
1 In/1 Out**

Nominal Plate  
Size: 88 x 88 mm  
Min. Wall Box  
Depth 25 mm  
Technical Insert  
Reference: TVI

**Product Code**



**2 gang  
Non Isolated  
TV + Satellite  
2 In/2 Out**

Nominal Plate  
Size: 88 x 88 mm  
Min. Wall Box  
Depth 35 mm  
Technical Insert  
Reference: TVSAT

**Product Code**



**1 gang  
Non Isolated  
Satellite**

Nominal Plate  
Size: 88 x 88 mm  
Min. Wall Box  
Depth 35 mm  
Technical Insert  
Reference: SATN

**Product Code**



**1 gang  
Isolated  
Satellite**

Nominal Plate  
Size: 88 x 88 mm  
Min. Wall Box  
Depth 35 mm  
Technical Insert  
Reference: SATI

**Product Code**

**Plate Finish**

**Insert Finish**

**Polished Brass**

**White Plastic  
Black Plastic**



90 TV W  
90 TV B

90 TV2 W  
90 TV2 B

90 TVFM W  
90 TVFM B

90 TVI W  
90 TVI B

90 TVSAT W  
90 TVSAT B

90 SATN W  
90 SATN B

90 SATI W  
90 SATI B

**Antique Brass**

**Black Plastic**



91 TV B

91 TV2 B

91 TVFM B

91 TVI B

91 TVSAT B

91 SATN B

91 SATI B

## Victorian Digital Television Sockets - Screened Non Isolated - DAB Compatible



94 DENT B



**Non Isolated TV/FM/Satellite Triplexer 1 In/3 Out**

Nominal Plate Size: 88 x 88 mm

Min. Wall Box Depth 35 mm

Technical Insert Reference: **DTRID**

**Product Code**



**1 gang Non Isolated TV (Female)**

Nominal Plate Size: 88 x 88 mm

Min. Wall Box Depth 35 mm

Technical Insert Reference: **DTVF**

**Product Code**



**1 gang Non Isolated TV (Male)**

Nominal Plate Size: 88 x 88 mm

Min. Wall Box Depth 35 mm

Technical Insert Reference: **DTVM**

**Product Code**



**1 gang Non Isolated Satellite**

Nominal Plate Size: 88 x 88 mm

Min. Wall Box Depth 35 mm

Technical Insert Reference: **DSAT**

**Product Code**



**Non Isolated TV/FM/Satellite 1/Satellite 2 Quadplexer 2 In/4 Out**

Nominal Plate Size: 88 x 88 mm

Min. Wall Box Depth 35 mm

Technical Insert Reference: **DENT**

**Product Code**



**Non Isolated TV/FM/Satellite 1/Satellite 2 Quadplexer 2 In/4 Out + TVF + TCS**

Nominal Plate Size: 146 x 86 mm

Min. Wall Box Depth 35 mm

Technical Insert Reference: **DSAT+**

**Product Code**

**Plate Finish**      **Insert Finish**

**Bright Chrome**      **White Plastic**  
**Black Plastic**



95 DTRID W  
95 DTRID B

95 DTVF W  
95 DTVF B

95 DTVM W  
95 DTVM B

95 DSAT W  
95 DSAT B

95 DENT W  
95 DENT B

95 DSAT+ W  
95 DSAT+ B

**Satin Chrome**      **White Plastic**  
**Black Plastic**



96 DTRID W  
96 DTRID B

96 DTVF W  
96 DTVF B

96 DTVM W  
96 DTVM B

96 DSAT W  
96 DSAT B

96 DENT W  
96 DENT B

96 DSAT+ W  
96 DSAT+ B

**Polished Brass**      **White Plastic**  
**Black Plastic**



92 DTRID W  
92 DTRID B

92 DTVF W  
92 DTVF B

92 DTVM W  
92 DTVM B

92 DSAT W  
92 DSAT B

92 DENT W  
92 DENT B

92 DSAT+ W  
92 DSAT+ B

**Satin Brass**      **White Plastic**  
**Black Plastic**



94 DTRID W  
94 DTRID B

94 DTVF W  
94 DTVF B

94 DTVM W  
94 DTVM B

94 DSAT W  
94 DSAT B

94 DENT W  
94 DENT B

94 DSAT+ W  
94 DSAT+ B

**Antique Brass**      **Black Plastic**



93 DTRID B

93 DTVF B

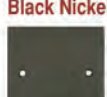
93 DTVM B

93 DSAT B

93 DENT B

93 DSAT+ B

**Black Nickel**      **Black Plastic**



98 DTRID B

98 DTVF B

98 DTVM B

98 DSAT B

98 DENT B

98 DSAT+ B

## Georgian Digital Television Sockets - Screened Non Isolated - DAB Compatible



90 DTRID B



**Non Isolated TV/FM/Satellite Triplexer 1 In/3 Out**

Nominal Plate Size: 88 x 88 mm

Min. Wall Box Depth 35 mm

Technical Insert Reference: **DTRID**

**Product Code**



**1 gang Non Isolated TV (Female)**

Nominal Plate Size: 88 x 88 mm

Min. Wall Box Depth 35 mm

Technical Insert Reference: **DTVF**

**Product Code**



**1 gang Non Isolated TV (Male)**

Nominal Plate Size: 88 x 88 mm

Min. Wall Box Depth 35 mm

Technical Insert Reference: **DTVM**

**Product Code**



**1 gang Non Isolated Satellite**

Nominal Plate Size: 88 x 88 mm

Min. Wall Box Depth 35 mm

Technical Insert Reference: **DSAT**

**Product Code**



**Non Isolated TV/FM/Satellite 1/Satellite 2 Quadplexer 2 In/4 Out**

Nominal Plate Size: 88 x 88 mm

Min. Wall Box Depth 35 mm

Technical Insert Reference: **DENT**

**Product Code**



**Non Isolated TV/FM/Satellite 1/Satellite 2 Quadplexer 2 In/4 Out + TVF + TCS**

Nominal Plate Size: 146 x 86 mm

Min. Wall Box Depth 35 mm

Technical Insert Reference: **DSAT+**

**Product Code**

**Plate Finish**      **Insert Finish**

**Polished Brass**      **White Plastic**  
**Black Plastic**



90 DTRID W  
90 DTRID B

90 DTVF W  
90 DTVF B

90 DTVM W  
90 DTVM B

90 DSAT W  
90 DSAT B

90 DENT W  
90 DENT B

90 DSAT+ W  
90 DSAT+ B

**Antique Brass**      **Black Plastic**



91 DTRID B

91 DTVF B

91 DTVM B

91 DSAT B

91 DENT B

91 DSAT+ B

## Victorian Telephone and Data Outlets



96 J12 B



**1 gang Telephone Master**

Nominal Plate Size: 88 x 88 mm

Min. Wall Box Depth 25 mm

Technical Insert Reference: **TCM**

**Product Code**



**1 gang Telephone Slave**

Nominal Plate Size: 88 x 88 mm

Min. Wall Box Depth 25 mm

Technical Insert Reference: **TCS**

**Product Code**



**1 gang RJ12 Outlet Unshielded**

Nominal Plate Size: 88 x 88 mm

Min. Wall Box Depth 35 mm

Technical Insert Reference: **J12**

**Product Code**



**2 gang RJ12 Outlet Unshielded**

Nominal Plate Size: 88 x 88 mm

Min. Wall Box Depth 35 mm

Technical Insert Reference: **2J12**

**Product Code**



**1 gang RJ45 CAT 5E Outlet Unshielded**

Nominal Plate Size: 88 x 88 mm

Min. Wall Box Depth 35 mm

Technical Insert Reference: **J45**

**Product Code**



**2 gang RJ45 CAT 5E Outlet Unshielded**

Nominal Plate Size: 88 x 88 mm

Min. Wall Box Depth 35 mm

Technical Insert Reference: **2J45**

**Product Code**

**Plate Finish**

**Insert Finish**

**Bright Chrome**



White Plastic  
Black Plastic

95 TCM W  
95 TCM B

95 TCS W  
95 TCS B

95 J12 W  
95 J12 B

95 2J12 W  
95 2J12 B

95 J45 W  
95 J45 B

95 2J45 W  
95 2J45 B

**Satin Chrome**



White Plastic  
Black Plastic

96 TCM W  
96 TCM B

96 TCS W  
96 TCS B

96 J12 W  
96 J12 B

96 2J12 W  
96 2J12 B

96 J45 W  
96 J45 B

96 2J45 W  
96 2J45 B

**Polished Brass**



White Plastic  
Black Plastic

92 TCM W  
92 TCM B

92 TCS W  
92 TCS B

92 J12 W  
92 J12 B

92 2J12 W  
92 2J12 B

92 J45 W  
92 J45 B

92 2J45 W  
92 2J45 B

**Satin Brass**



White Plastic  
Black Plastic

94 TCM W  
94 TCM B

94 TCS W  
94 TCS B

94 J12 W  
94 J12 B

94 2J12 W  
94 2J12 B

94 J45 W  
94 J45 B

94 2J45 W  
94 2J45 B

**Antique Brass**



Black Plastic

93 TCM B

93 TCS B

93 J12 B

93 2J12 B

93 J45 B

93 2J45 B

**Black Nickel**



Black Plastic

98 TCM B

98 TCS B


98 J12 B

98 2J12 B

98 J45 B

98 2J45 B

## Georgian Telephone and Data Outlets



91 J12 B



**1 gang Telephone Master**

Nominal Plate Size: 88 x 88 mm

Min. Wall Box Depth 25 mm

Technical Insert Reference: **TCM**

**Product Code**



**1 gang Telephone Slave**

Nominal Plate Size: 88 x 88 mm

Min. Wall Box Depth 25 mm

Technical Insert Reference: **TCS**

**Product Code**



**1 gang RJ12 Outlet Unshielded**

Nominal Plate Size: 88 x 88 mm

Min. Wall Box Depth 35 mm

Technical Insert Reference: **J12**

**Product Code**



**2 gang RJ12 Outlet Unshielded**

Nominal Plate Size: 88 x 88 mm

Min. Wall Box Depth 35 mm

Technical Insert Reference: **2J12**

**Product Code**



**1 gang RJ45 CAT 5E Outlet Unshielded**

Nominal Plate Size: 88 x 88 mm

Min. Wall Box Depth 35 mm

Technical Insert Reference: **J45**

**Product Code**



**2 gang RJ45 CAT 5E Outlet Unshielded**

Nominal Plate Size: 88 x 88 mm

Min. Wall Box Depth 35 mm

Technical Insert Reference: **2J45**

**Product Code**

**Plate Finish**

**Insert Finish**

**Polished Brass**



White Plastic  
Black Plastic

90 TCM W  
90 TCM B

90 TCS W  
90 TCS B

90 J12 W  
90 J12 B

90 2J12 W  
90 2J12 B

90 J45 W  
90 J45 B

90 2J45 W  
90 2J45 B

**Antique Brass**



Black Plastic

91 TCM B

91 TCS B

91 J12 B

91 2J12 B

91 J45 B

91 2J45 B



## Victorian Double Pole Switches



92 45N W  
Insert Surround Colour



**1 gang 20AX Double Pole Rocker**  
Nominal Plate Size: 88 x 88 mm  
Min. Wall Box Depth: 25 mm  
Technical Insert Reference: DP  
**Product Code**



**1 gang 20AX Double Pole Rocker + Neon**  
Nominal Plate Size: 88 x 88 mm  
Min. Wall Box Depth: 25 mm  
Technical Insert Reference: DPN  
**Product Code**



**1 gang 20AX Double Pole Rocker + Neon + Cable Outlet**  
Nominal Plate Size: 88 x 88 mm  
Min. Wall Box Depth: 25 mm  
Technical Insert Reference: DPNC  
**Product Code**



**1 gang 45A Double Pole Red Rocker**  
Nominal Plate Size: 88 x 88 mm  
Min. Wall Box Depth: 35 mm  
Technical Insert Reference: 45  
**Product Code**



**1 gang 45A Double Pole Red Rocker + Neon**  
Nominal Plate Size: 88 x 88 mm  
Min. Wall Box Depth: 35 mm  
Technical Insert Reference: 45N  
**Product Code**



**45A Double Pole Red Rocker + Neon Vertical Mounted**  
Nominal Plate Size: 86 x 146 mm  
Min. Wall Box Depth: 35 mm  
Technical Insert Reference: 45V  
**Product Code**



**45A Double Pole Red Rocker + Neon + 13A Switched Socket**  
Nominal Plate Size: 146 x 86 mm  
Min. Wall Box Depth: 35 mm  
Technical Insert Reference: 45SS1  
**Product Code**

Plate Finish	Insert Finish	Colour	Product Code	Product Code	Product Code	Product Code	Product Code	Product Code
Bright Chrome	Bright Chrome	White	95 DP BC-W	95 DPN BC-W	95 DPNC BC-W	-	-	95 45SS1 BC-W
	Bright Chrome	Black	95 DP BC-B	95 DPN BC-B	95 DPNC BC-B	-	-	95 45SS1 BC-B
	White Plastic	White	95 DP WH-W	95 DPN WH-W	95 DPNC WH-W	-	-	95 45SS1 WH-W
	Black Plastic	Black	95 DP BL-B	95 DPN BL-B	95 DPNC BL-B	-	-	95 45SS1 BL-B
	Red Plastic	White	-	-	-	95 45 W	95 45N W	-
	Red Plastic	Black	-	-	-	95 45 B	95 45N B	95 45V B
Satin Chrome	Satin Chrome	White	96 DP SC-W	96 DPN SC-W	96 DPNC SC-W	-	-	96 45SS1 SC-W
	Satin Chrome	Black	96 DP SC-B	96 DPN SC-B	96 DPNC SC-B	-	-	96 45SS1 SC-B
	White Plastic	White	96 DP WH-W	96 DPN WH-W	96 DPNC WH-W	-	-	95 45SS1 WH-W
	Black Plastic	Black	96 DP BL-B	96 DPN BL-B	96 DPNC BL-B	-	-	95 45SS1 BL-B
	Red Plastic	White	-	-	-	96 45 W	96 45N W	-
	Red Plastic	Black	-	-	-	96 45 B	96 45N B	96 45V B
Polished Brass	Polished Brass	White	92 DP PB-W	92 DPN PB-W	92 DPNC PB-W	-	-	92 45SS1 PB-W
	Polished Brass	Black	92 DP PB-B	92 DPN PB-B	92 DPNC PB-B	-	-	92 45SS1 PB-B
	White Plastic	White	92 DP WH-W	92 DPN WH-W	92 DPNC WH-W	-	-	92 45SS1 WH-W
	Black Plastic	Black	92 DP BL-B	92 DPN BL-B	92 DPNC BL-B	-	-	92 45SS1 BL-B
	Red Plastic	White	-	-	-	92 45 W	92 45N W	-
	Red Plastic	Black	-	-	-	92 45 B	92 45N B	92 45V B
Satin Brass	Satin Brass	White	94 DP SB-W	94 DPN SB-W	94 DPNC SB-W	-	-	94 45SS1 SB-W
	Satin Brass	Black	94 DP SB-B	94 DPN SB-B	94 DPNC SB-B	-	-	94 45SS1 SB-B
	White Plastic	White	94 DP WH-W	94 DPN WH-W	94 DPNC WH-W	-	-	94 45SS1 WH-W
	Black Plastic	Black	94 DP BL-B	94 DPN BL-B	94 DPNC BL-B	-	-	94 45SS1 BL-B
	Red Plastic	White	-	-	-	94 45 W	94 45N W	-
	Red Plastic	Black	-	-	-	94 45 B	94 45N B	94 45V B
Antique Brass	Antique Brass	Black	93 DP AB-B	93 DPN AB-B	93 DPNC AB-B	-	-	93 45SS1 AB-B
	Black Plastic	Black	93 DP BL-B	93 DPN BL-B	93 DPNC BL-B	-	-	93 45SS1 BL-B
	Red Plastic	Black	-	-	-	93 45 B	93 45N B	93 45V B
Black Nickel	Black Nickel	Black	-	98 DPN BK-B	-	-	-	98 45SS1 BK-B
	Red Plastic	Black	-	-	-	98 45 B	98 45N B	-

## Georgian Double Pole Switches



91 DPN AB-B  
Insert Surround Colour



**1 gang 20AX Double Pole Rocker**  
Nominal Plate Size: 88 x 88 mm  
Min. Wall Box Depth: 25 mm  
Technical Insert Reference: DP  
**Product Code**



**1 gang 20AX Double Pole Rocker + Neon**  
Nominal Plate Size: 88 x 88 mm  
Min. Wall Box Depth: 25 mm  
Technical Insert Reference: DPN  
**Product Code**



**1 gang 20AX Double Pole Rocker + Neon + Cable Outlet**  
Nominal Plate Size: 88 x 88 mm  
Min. Wall Box Depth: 25 mm  
Technical Insert Reference: DPNC  
**Product Code**



**1 gang 45A Double Pole Red Rocker**  
Nominal Plate Size: 88 x 88 mm  
Min. Wall Box Depth: 35 mm  
Technical Insert Reference: 45  
**Product Code**



**1 gang 45A Double Pole Red Rocker + Neon**  
Nominal Plate Size: 88 x 88 mm  
Min. Wall Box Depth: 35 mm  
Technical Insert Reference: 45N  
**Product Code**



**45A Double Pole Red Rocker + Neon Vertical Mounted**  
Nominal Plate Size: 86 x 146 mm  
Min. Wall Box Depth: 35 mm  
Technical Insert Reference: 45V  
**Product Code**



**45A Double Pole Red Rocker + Neon + 13A Switched Socket**  
Nominal Plate Size: 146 x 86 mm  
Min. Wall Box Depth: 35 mm  
Technical Insert Reference: 45SS1  
**Product Code**

Plate Finish	Insert Finish	Colour	Product Code	Product Code	Product Code	Product Code	Product Code	Product Code
Polished Brass	Polished Brass	White	90 DP PB-W	90 DPN PB-W	90 DPNC PB-W	-	-	90 45SS1 PB-W
	Polished Brass	Black	90 DP PB-B	90 DPN PB-B	90 DPNC PB-B	-	-	90 45SS1 PB-B
	White Plastic	White	90 DP WH-W	90 DPN WH-W	90 DPNC WH-W	-	-	90 45SS1 WH-W
	Black Plastic	Black	90 DP BL-B	90 DPN BL-B	90 DPNC BL-B	-	-	90 45SS1 BL-B
	Red Plastic	White	-	-	-	90 45 W	90 45N W	-
	Red Plastic	Black	-	-	-	90 45 B	90 45N B	90 45V B
Antique Brass	Antique Brass	Black	91 DP AB-B	91 DPN AB-B	91 DPNC AB-B	-	-	91 45SS1 AB-B
	Black Plastic	Black	91 DP BL-B	91 DPN BL-B	91 DPNC BL-B	-	-	91 45SS1 BL-B
	Red Plastic	Black	-	-	-	91 45 B	91 45N B	91 45V B







# Hamilton Cheriton

## Victorian Connection Units



95 SPN BC-W





Plate Finish	Insert Finish	Insert Surround Colour	1 gang 13A Double Pole Fused Spur Nominal Plate Size: 88 x 88 mm Min. Wall Box Depth: 35 mm Technical Insert Reference: SP Product Code	1 gang 13A Double Pole Fused Spur + Neon Nominal Plate Size: 88 x 88 mm Min. Wall Box Depth: 35 mm Technical Insert Reference: SPN Product Code	1 gang 13A Double Pole Fused Spur + Neon + Cable Outlet Nominal Plate Size: 88 x 88 mm Min. Wall Box Depth: 35 mm Technical Insert Reference: SPNC Product Code	1 gang 13A Fuse Only Nominal Plate Size: 88 x 88 mm Min. Wall Box Depth: 35 mm Technical Insert Reference: FO Product Code	1 gang 13A Fuse Only + Cable Outlet Nominal Plate Size: 88 x 88 mm Min. Wall Box Depth: 35 mm Technical Insert Reference: FOC Product Code	1 gang Cable Outlet Nominal Plate Size: 88 x 88 mm Min. Wall Box Depth: 35 mm Technical Insert Reference: CO Product Code
<b>Bright Chrome</b> 	<b>Bright Chrome</b> <b>White Plastic</b> <b>Black Plastic</b>	<b>White</b> <b>Black</b> <b>White</b> <b>Black</b>	95 SP BC-W 95 SP BC-B 95 SP WH-W 95 SP BL-B	95 SPN BC-W 95 SPN BC-B 95 SPN WH-W 95 SPN BL-B	95 SPNC BC-W 95 SPNC BC-B 95 SPNC WH-W 95 SPNC BL-B	95 FO BC-W 95 FO BC-B 95 FO WH-W 95 FO BL-B	95 FOC BC-W 95 FOC BC-B 95 FOC WH-W 95 FOC BL-B	- - 95 CO W 95 CO B
<b>Satin Chrome</b> 	<b>Satin Chrome</b> <b>White Plastic</b> <b>Black Plastic</b>	<b>White</b> <b>Black</b> <b>White</b> <b>Black</b>	96 SP SC-W 96 SP SC-B 96 SP WH-W 96 SP BL-B	96 SPN SC-W 96 SPN SC-B 96 SPN WH-W 96 SPN BL-B	96 SPNC SC-W 96 SPNC SC-B 96 SPNC WH-W 96 SPNC BL-B	96 FO SC-W 96 FO SC-B 96 FO WH-W 96 FO BL-B	96 FOC SC-W 96 FOC SC-B 96 FOC WH-W 96 FOC BL-B	- - 96 CO W 96 CO B
<b>Polished Brass</b> 	<b>Polished Brass</b> <b>White Plastic</b> <b>Black Plastic</b>	<b>White</b> <b>Black</b> <b>White</b> <b>Black</b>	92 SP PB-W 92 SP PB-B 92 SP WH-W 92 SP BL-B	92 SPN PB-W 92 SPN PB-B 92 SPN WH-W 92 SPN BL-B	92 SPNC PB-W 92 SPNC PB-B 92 SPNC WH-W 92 SPNC BL-B	92 FO PB-W 92 FO PB-B 92 FO WH-W 92 FO BL-B	92 FOC PB-W 92 FOC PB-B 92 FOC WH-W 92 FOC BL-B	- - 92 CO W 92 CO B
<b>Satin Brass</b> 	<b>Satin Brass</b> <b>White Plastic</b> <b>Black Plastic</b>	<b>White</b> <b>Black</b> <b>White</b> <b>Black</b>	94 SP SB-W 94 SP SB-B 94 SP WH-W 94 SP BL-B	94 SPN SB-W 94 SPN SB-B 94 SPN WH-W 94 SPN BL-B	94 SPNC SB-W 94 SPNC SB-B 94 SPNC WH-W 94 SPNC BL-B	94 FO SB-W 94 FO SB-B 94 FO WH-W 94 FO BL-B	94 FOC SB-W 94 FOC SB-B 94 FOC WH-W 94 FOC BL-B	- - 94 CO W 94 CO B
<b>Antique Brass</b> 	<b>Antique Brass</b> <b>Black Plastic</b>	<b>Black</b> <b>Black</b>	93 SP AB-B 93 SP BL-B	93 SPN AB-B 93 SPN BL-B	-	93 FO AB-B 93 FO BL-B	93 FOC AB-B -	- 93 CO B
<b>Black Nickel</b> 	<b>Black Nickel</b> <b>Black Plastic</b>	<b>Black</b> <b>Black</b>	98 SP BK-B 98 SP BK-B	98 SPN BK-B 98 SPN BK-B	- -	98 FO BK-B 98 FO BK-B	- -	- 98 CO B

## Georgian Connection Units



90 SPN PB-B



Plate Finish	Insert Finish	Insert Surround Colour	1 gang 13A Double Pole Fused Spur Nominal Plate Size: 88 x 88 mm Min. Wall Box Depth: 35 mm Technical Insert Reference: SP Product Code	1 gang 13A Double Pole Fused Spur + Neon Nominal Plate Size: 88 x 88 mm Min. Wall Box Depth: 35 mm Technical Insert Reference: SPN Product Code	1 gang 13A Double Pole Fused Spur + Neon + Cable Outlet Nominal Plate Size: 88 x 88 mm Min. Wall Box Depth: 35 mm Technical Insert Reference: SPNC Product Code	1 gang 13A Fuse Only Nominal Plate Size: 88 x 88 mm Min. Wall Box Depth: 35 mm Technical Insert Reference: FO Product Code	1 gang 13A Fuse Only + Cable Outlet Nominal Plate Size: 88 x 88 mm Min. Wall Box Depth: 35 mm Technical Insert Reference: FOC Product Code	1 gang Cable Outlet Nominal Plate Size: 88 x 88 mm Min. Wall Box Depth: 35 mm Technical Insert Reference: CO Product Code
<b>Polished Brass</b> 	<b>Polished Brass</b> <b>White Plastic</b> <b>Black Plastic</b>	<b>White</b> <b>Black</b> <b>White</b> <b>Black</b>	90 SP PB-W 90 SP PB-B 90 SP WH-W 90 SP BL-B	90 SPN PB-W 90 SPN PB-B 90 SPN WH-W 90 SPN BL-B	90 SPNC PB-W 90 SPNC PB-B 90 SPNC WH-W 90 SPNC BL-B	90 FO PB-W 90 FO PB-B 90 FO WH-W 90 FO BL-B	90 FOC PB-W 90 FOC PB-B 90 FOC WH-W 90 FOC BL-B	- - 90 CO W 90 CO B
<b>Antique Brass</b> 	<b>Antique Brass</b> <b>Black Plastic</b>	<b>Black</b> <b>Black</b>	91 SP AB-B 91 SP BL-B	91 SPN AB-B 91 SPN BL-B	-	91 FO AB-B 91 FO BL-B	91 FOC AB-B -	- 91 CO B

# Hamilton® Cheriton

## Victorian Leading Edge Push On/Off Resistive Dimmers

Note: Tungsten filament GU10 lamps must be branded and with a fused base.

Note: When using mains voltage halogen lamps - dimmers should be de-rated by 25%. Note: When dimming LED lamps de-rate by 75% - please contact our Technical Department for compatibility.



### 1 gang 400W 2 way Dimmer

Nominal Plate Size: 88 x 88 mm  
Min. Wall Box Depth 35 mm  
Technical Insert Reference: 1X40  
Product Code

### 2 gang 400W 2 way (Max. 300 watts per gang) Dimmer

Nominal Plate Size: 88 x 88 mm  
Min. Wall Box Depth 35 mm  
Technical Insert Reference: 2X40  
Product Code

### 3 gang 400W 2 way Dimmer

Nominal Plate Size: 146 x 86 mm  
Min. Wall Box Depth 35 mm  
Technical Insert Reference: 3X40  
Product Code

### 4 gang 400W 2 way (Max. 300 watts per gang) Dimmer

Nominal Plate Size: 146 x 86 mm  
Min. Wall Box Depth 35 mm  
Technical Insert Reference: 4X40  
Product Code

### 1 gang 600W 2 way Dimmer

Nominal Plate Size: 88 x 88 mm  
Min. Wall Box Depth 35 mm  
Technical Insert Reference: 1X60  
Product Code

### 1 gang 1000W 2 way Dimmer

Nominal Plate Size: 146 x 86 mm  
Min. Wall Box Depth 35 mm  
Technical Insert Reference: 1X1K  
Product Code

Plate Finish    Insert Finish

Bright Chrome    Bright Chrome



95 1X40

95 2X40

95 3X40

95 4X40

95 1X60

95 1X1K

Satin Chrome    Satin Chrome



96 1X40

96 2X40

96 3X40

96 4X40

96 1X60

96 1X1K

Polished Brass    Polished Brass



92 1X40

92 2X40

92 3X40

92 4X40

92 1X60

92 1X1K

Satin Brass    Satin Brass



94 1X40

94 2X40

94 3X40

94 4X40

94 1X60

94 1X1K

Antique Brass    Antique Brass



93 1X40

93 2X40

93 3X40

93 4X40

93 1X60

93 1X1K

Black Nickel    Black Nickel



98 1X40

98 2X40

98 3X40

98 4X40


98 1X60

98 1X1K

## Georgian Leading Edge Push On/Off Resistive Dimmers

Note: Tungsten filament GU10 lamps must be branded and with a fused Base.

Note: When using mains voltage halogen lamps - dimmers should be de-rated by 25%. Note: When dimming LED lamps de-rate by 75% - please contact our Technical Department for compatibility.



### 1 gang 400W 2 way Dimmer

Nominal Plate Size: 88 x 88 mm  
Min. Wall Box Depth 35 mm  
Technical Insert Reference: 1X40  
Product Code

### 2 gang 400W 2 way (Max. 300 watts per gang) Dimmer

Nominal Plate Size: 88 x 88 mm  
Min. Wall Box Depth 35 mm  
Technical Insert Reference: 2X40  
Product Code

### 3 gang 400W 2 way Dimmer

Nominal Plate Size: 146 x 86 mm  
Min. Wall Box Depth 35 mm  
Technical Insert Reference: 3X40  
Product Code

### 4 gang 400W 2 way (Max. 300 watts per gang) Dimmer

Nominal Plate Size: 146 x 86 mm  
Min. Wall Box Depth 35 mm  
Technical Insert Reference: 4X40  
Product Code

### 1 gang 600W 2 way Dimmer

Nominal Plate Size: 88 x 88 mm  
Min. Wall Box Depth 35 mm  
Technical Insert Reference: 1X60  
Product Code

### 1 gang 1000W 2 way Dimmer

Nominal Plate Size: 146 x 86 mm  
Min. Wall Box Depth 35 mm  
Technical Insert Reference: 1X1K  
Product Code

Plate Finish    Insert Finish

Polished Brass    Polished Brass



90 1X40

90 2X40

90 3X40

90 4X40

90 1X60

90 1X1K

Antique Brass    Antique Brass



91 1X40

91 2X40

91 3X40

91 4X40

91 1X60

91 1X1K

# Hamilton Cheriton

## Victorian Leading Edge Push On/Off Inductive Dimmers

Note: When dimming LED lamps de-rate by 75% - please contact our Technical Department for compatibility.



98 2X2V



**1 gang 200VA  
2 way Dimmer**  
Nominal Plate Size:  
88 x 88 mm  
Min. Wall Box  
Depth 35 mm  
Technical Insert  
Reference: 1X2V  
**Product Code**



**2 gang 200VA  
2 way Dimmer**  
Nominal Plate Size:  
88 x 88 mm  
Min. Wall Box  
Depth 35 mm  
Technical Insert  
Reference: 2X2V  
**Product Code**



**1 gang 300VA  
2 way Dimmer**  
Nominal Plate Size:  
88 x 88 mm  
Min. Wall Box  
Depth 35 mm  
Technical Insert  
Reference: 1X3V  
**Product Code**

Plate Finish	Insert Finish	Product Code	Product Code	Product Code
Bright Chrome	Bright Chrome	95 1X2V	95 2X2V	95 1X3V
Satin Chrome	Satin Chrome	96 1X2V	96 2X2V	96 1X3V
Polished Brass	Polished Brass	92 1X2V	92 2X2V	92 1X3V
Satin Brass	Satin Brass	94 1X2V	94 2X2V	94 1X3V
Antique Brass	Antique Brass	93 1X2V	93 2X2V	93 1X3V
Black Nickel	Black Nickel	98 1X2V	98 2X2V	98 1X3V

## Georgian Leading Edge Push On/Off Inductive Dimmers

Note: When dimming LED lamps de-rate by 75% - please contact our Technical Department for compatibility.



90 1X2V



**1 gang 200VA  
2 way Dimmer**  
Nominal Plate Size:  
88 x 88 mm  
Min. Wall Box  
Depth 35 mm  
Technical Insert  
Reference: 1X2V  
**Product Code**



**2 gang 200VA  
2 way Dimmer**  
Nominal Plate Size:  
88 x 88 mm  
Min. Wall Box  
Depth 35 mm  
Technical Insert  
Reference: 2X2V  
**Product Code**



**1 gang 300VA  
2 way Dimmer**  
Nominal Plate Size:  
88 x 88 mm  
Min. Wall Box  
Depth 35 mm  
Technical Insert  
Reference: 1X3V  
**Product Code**

Plate Finish	Insert Finish	Product Code	Product Code	Product Code
Polished Brass	Polished Brass	90 1X2V	90 2X2V	90 1X3V
Antique Brass	Antique Brass	91 1X2V	91 2X2V	91 1X3V

# Hamilton® Cheriton

## Victorian Trailing Edge Push On/Off Dimmer

Note: Tungsten filament GU10 lamps must be branded and with a fused base. Note: When using mains voltage halogen load transformers - maximum rating is 210VA.  
 Note: When using mains voltage halogen lamps - dimmers should be de-rated by 25%. Note: When dimming LED lamps de-rate by 75% - please contact our Technical Department for compatibility.




93 3XTE



Plate Finish	Insert Finish	1 gang 250W/210VA Trailing Edge Multi-Way Dimmer Nominal Plate Size: 88 x 88 mm Min. Wall Box Depth 35 mm Technical Insert Reference: 1XTE Product Code	2 gang 250W/210VA Trailing Edge Multi-Way Dimmer Nominal Plate Size: 88 x 88 mm Min. Wall Box Depth 35 mm Technical Insert Reference: 2XTE Product Code	3 gang 250W/210VA Trailing Edge Multi-Way Dimmer Nominal Plate Size: 146 x 86 mm Min. Wall Box Depth 35 mm Technical Insert Reference: 3XTE Product Code	4 gang 250W/210VA Trailing Edge Multi-Way Dimmer Nominal Plate Size: 146 x 86 mm Min. Wall Box Depth 35 mm Technical Insert Reference: 4XTE Product Code
Bright Chrome 	Bright Chrome	95 1XTE	95 2XTE	95 3XTE	95 4XTE
Satin Chrome 	Satin Chrome	96 1XTE	96 2XTE	96 3XTE	96 4XTE
Polished Brass 	Polished Brass	92 1XTE	92 2XTE	92 3XTE	92 4XTE
Satin Brass 	Satin Brass	94 1XTE	94 2XTE	94 3XTE	94 4XTE
Antique Brass 	Antique Brass	93 1XTE	93 2XTE	93 3XTE	93 4XTE
Black Nickel 	Black Nickel	98 1XTE	98 2XTE	98 3XTE	98 4XTE

## Georgian Trailing Edge Push On/Off Dimmer

Note: Tungsten filament GU10 lamps must be branded and with a fused base. Note: When using mains voltage halogen load transformers - maximum rating is 210VA.  
 Note: When using mains voltage halogen lamps - dimmers should be de-rated by 25%. Note: When dimming LED lamps de-rate by 75% - please contact our Technical Department for compatibility.














90 4XTE

Plate Finish	Insert Finish	1 gang 250W/210VA Trailing Edge Multi-Way Dimmer Nominal Plate Size: 88 x 88 mm Min. Wall Box Depth 35 mm Technical Insert Reference: 1XTE Product Code	2 gang 250W/210VA Trailing Edge Multi-Way Dimmer Nominal Plate Size: 88 x 88 mm Min. Wall Box Depth 35 mm Technical Insert Reference: 2XTE Product Code	3 gang 250W/210VA Trailing Edge Multi-Way Dimmer Nominal Plate Size: 146 x 86 mm Min. Wall Box Depth 35 mm Technical Insert Reference: 3XTE Product Code	4 gang 250W/210VA Trailing Edge Multi-Way Dimmer Nominal Plate Size: 146 x 86 mm Min. Wall Box Depth 35 mm Technical Insert Reference: 4XTE Product Code
Polished Brass 	Polished Brass	90 1XTE	90 2XTE	90 3XTE	90 4XTE
Antique Brass 	Antique Brass	91 1XTE	91 2XTE	91 3XTE	91 4XTE

## Victorian Trailing Edge Touch Master Multi-way Dimmers

Note: Tungsten filament GU10 lamps must be branded and with a fused base. Note: When using mains voltage halogen lamps - dimmers should be de-rated by 25%.








Note: When using mains voltage halogen load transformers - maximum rating is 210VA. Note: When dimming LED lamps de-rate by 75% - please contact our Technical Department for compatibility.

 96 1XTM SC-W <b>Insert Surround Colour</b>			 <b>1 gang 250W/210VA Trailing Edge Multi-Way Touch Master Dimmer</b> Nominal Plate Size: 88 x 88 mm Min. Wall Box Depth 35 mm Technical Insert Reference: <b>1XTM</b> <b>Product Code</b>	 <b>2 gang 250W/210VA Trailing Edge Multi-Way Touch Master Dimmer</b> Nominal Plate Size: 88 x 88 mm Min. Wall Box Depth 35 mm Technical Insert Reference: <b>2XTM</b> <b>Product Code</b>	 <b>3 gang 250W/210VA Trailing Edge Multi-Way Touch Master Dimmer</b> Nominal Plate Size: 146 x 86 mm Min. Wall Box Depth 35 mm Technical Insert Reference: <b>3XTM</b> <b>Product Code</b>	 <b>4 gang 250W/210VA Trailing Edge Multi-Way Touch Master Dimmer</b> Nominal Plate Size: 146 x 86 mm Min. Wall Box Depth 35 mm Technical Insert Reference: <b>4XTM</b> <b>Product Code</b>
Plate Finish	Insert Finish	White Black				
	Bright Chrome Bright Chrome	White Black	95 1XTM BC-W 95 1XTM BC-B	95 2XTM BC-W 95 2XTM BC-B	95 3XTM BC-W 95 3XTM BC-B	95 4XTM BC-W 95 4XTM BC-B
	Satin Chrome Satin Chrome	White Black	96 1XTM SC-W 96 1XTM SC-B	96 2XTM SC-W 96 2XTM SC-B	96 3XTM SC-W 96 3XTM SC-B	96 4XTM SC-W 96 4XTM SC-B
	Polished Brass Polished Brass	White Black	92 1XTM PB-W 92 1XTM PB-B	92 2XTM PB-W 92 2XTM PB-B	92 3XTM PB-W 92 3XTM PB-B	92 4XTM PB-W 92 4XTM PB-B
	Satin Brass Satin Brass	White Black	94 1XTM SB-W 94 1XTM SB-B	94 2XTM SB-W 94 2XTM SB-B	94 3XTM SB-W 94 3XTM SB-B	94 4XTM SB-W 94 4XTM SB-B
	Antique Brass	Black	93 1XTM AB-B	93 2XTM AB-B	93 3XTM AB-B	93 4XTM AB-B
	Black Nickel	Black	98 1XTM BK-B	98 2XTM BK-B	98 3XTM BK-B	98 4XTM BK-B

## Georgian Trailing Edge Touch Master Multi-way Dimmers

Note: Tungsten filament GU10 lamps must be branded and with a fused base. Note: When using mains voltage halogen lamps - dimmers should be de-rated by 25%.

Note: When using mains voltage halogen load transformers - maximum rating is 210VA. Note: When dimming LED lamps de-rate by 75% - please contact our Technical Department for compatibility.

 90 1XTM PB-W <b>Insert Surround Colour</b>			 <b>1 gang 250W/210VA Trailing Edge Multi-Way Touch Master Dimmer</b> Nominal Plate Size: 88 x 88 mm Min. Wall Box Depth 35 mm Technical Insert Reference: <b>1XTM</b> <b>Product Code</b>	 <b>2 gang 250W/210VA Trailing Edge Multi-Way Touch Master Dimmer</b> Nominal Plate Size: 88 x 88 mm Min. Wall Box Depth 35 mm Technical Insert Reference: <b>2XTM</b> <b>Product Code</b>	 <b>3 gang 250W/210VA Trailing Edge Multi-Way Touch Master Dimmer</b> Nominal Plate Size: 146 x 86 mm Min. Wall Box Depth 35 mm Technical Insert Reference: <b>3XTM</b> <b>Product Code</b>	 <b>4 gang 250W/210VA Trailing Edge Multi-Way Touch Master Dimmer</b> Nominal Plate Size: 146 x 86 mm Min. Wall Box Depth 35 mm Technical Insert Reference: <b>4XTM</b> <b>Product Code</b>
Plate Finish	Insert Finish	White Black				
	Polished Brass Polished Brass	White Black	90 1XTM PB-W 90 1XTM PB-B	90 2XTM PB-W 90 2XTM PB-B	90 3XTM PB-W 90 3XTM PB-B	90 4XTM PB-W 90 4XTM PB-B
	Antique Brass	Black	91 1XTM AB-B	91 2XTM AB-B	91 3XTM AB-B	91 4XTM AB-B








## Victorian Touch Slave Controllers

Note: Tungsten filament GU10 lamps must be branded and with a fused base. Note: When using mains voltage halogen lamps - dimmers should be de-rated by 25%.  
 Note: When using mains voltage halogen load transformers - maximum rating is 210VA. Note: To only be used with Touch Master Dimmers.

 94 2XTS SB-B			 1 gang 250W/210VA Multi-Way Touch Slave Controller Nominal Plate Size: 88 x 88 mm Min. Wall Box Depth 35 mm Technical Insert Reference: 1XTS Product Code	 2 gang 250W/210VA Multi-Way Touch Slave Controller Nominal Plate Size: 88 x 88 mm Min. Wall Box Depth 35 mm Technical Insert Reference: 2XTS Product Code	 3 gang 250W/210VA Multi-Way Touch Slave Controller Nominal Plate Size: 146 x 86 mm Min. Wall Box Depth 35 mm Technical Insert Reference: 3XTS Product Code	 4 gang 250W/210VA Multi-Way Touch Slave Controller Nominal Plate Size: 146 x 86 mm Min. Wall Box Depth 35 mm Technical Insert Reference: 4XTS Product Code
Plate Finish	Insert Finish	Insert Surround Colour				
 Bright Chrome	Bright Chrome Bright Chrome	White Black	95 1XTS BC-W 95 1XTS BC-B	95 2XTS BC-W 95 2XTS BC-B	95 3XTS BC-W 95 3XTS BC-B	95 4XTS BC-W 95 4XTS BC-B
 Satin Chrome	Satin Chrome Satin Chrome	White Black	96 1XTS SC-W 96 1XTS SC-B	96 2XTS SC-W 96 2XTS SC-B	96 3XTS SC-W 96 3XTS SC-B	96 4XTS SC-W 96 4XTS SC-B
 Polished Brass	Polished Brass Polished Brass	White Black	92 1XTS PB-W 92 1XTS PB-B	92 2XTS PB-W 92 2XTS PB-B	92 3XTS PB-W 92 3XTS PB-B	92 4XTS PB-W 92 4XTS PB-B
 Satin Brass	Satin Brass Satin Brass	White Black	94 1XTS SB-W 94 1XTS SB-B	94 2XTS SB-W 94 2XTS SB-B	94 3XTS SB-W 94 3XTS SB-B	94 4XTS SB-W 94 4XTS SB-B
 Antique Brass	Antique Brass	Black	93 1XTS AB-B	93 2XTS AB-B	93 3XTS AB-B	93 4XTS AB-B
 Black Nickel	Black Nickel	Black	98 1XTS BK-B	98 2XTS BK-B	98 3XTS BK-B	98 4XTS BK-B

## Georgian Touch Slave Controllers

Note: Tungsten filament GU10 lamps must be branded and with a fused base. Note: When using mains voltage halogen lamps - dimmers should be de-rated by 25%.  
 Note: When using mains voltage halogen load transformers - maximum rating is 210VA. Note: To only be used with Touch Master Dimmers.

 90 2XTS PB-W			 1 gang 250W/210VA Multi-Way Touch Slave Controller Nominal Plate Size: 88 x 88 mm Min. Wall Box Depth 35 mm Technical Insert Reference: 1XTS Product Code	 2 gang 250W/210VA Multi-Way Touch Slave Controller Nominal Plate Size: 88 x 88 mm Min. Wall Box Depth 35 mm Technical Insert Reference: 2XTS Product Code	 3 gang 250W/210VA Multi-Way Touch Slave Controller Nominal Plate Size: 146 x 86 mm Min. Wall Box Depth 35 mm Technical Insert Reference: 3XTS Product Code	 4 gang 250W/210VA Multi-Way Touch Slave Controller Nominal Plate Size: 146 x 86 mm Min. Wall Box Depth 35 mm Technical Insert Reference: 4XTS Product Code
Plate Finish	Insert Finish	Insert Surround Colour				
 Polished Brass	Polished Brass Polished Brass	White Black	90 1XTS PB-W 90 1XTS PB-B	90 2XTS PB-W 90 2XTS PB-B	90 3XTS PB-W 90 3XTS PB-B	90 4XTS PB-W 90 4XTS PB-B
 Antique Brass	Antique Brass	Black	91 1XTS AB-B	91 2XTS AB-B	91 3XTS AB-B	91 4XTS AB-B

## Victorian EuroFix Plates complete with Fixing Grid

Minimum Wall Box Depth is dependent on the EuroFix insert fitted - please see the EuroFix section for our complete range of inserts.



**1 Module EuroFix Plate**  
Nominal Plate Size: 88 x 88 mm  
Aperture: 25 x 50 mm  
Technical Insert Reference: **EURO1**  
**Product Code**



**2 Module EuroFix Plate**  
Nominal Plate Size: 88 x 88 mm  
Aperture: 50 x 50 mm  
Technical Insert Reference: **EURO2**  
**Product Code**



**3 Module EuroFix Plate**  
Nominal Plate Size: 146 x 86 mm  
Aperture: 75 x 50 mm  
Technical Insert Reference: **EURO3**  
**Product Code**



**4 Module EuroFix Plate**  
Nominal Plate Size: 146 x 86 mm  
Aperture: 100 x 50 mm  
Technical Insert Reference: **EURO4**  
**Product Code**

**Plate Finish**

**Bright Chrome**



95 EURO1

95 EURO2

95 EURO3

95 EURO4

**Satin Chrome**



96 EURO1

96 EURO2

96 EURO3

96 EURO4

**Polished Brass**



92 EURO1

92 EURO2

92 EURO3

92 EURO4

**Satin Brass**




94 EURO1

94 EURO2

94 EURO3

94 EURO4

**Antique Brass**



93 EURO1

93 EURO2

93 EURO3

93 EURO4

**Black Nickel**



98 EURO1

98 EURO2

98 EURO3

98 EURO4

## Georgian EuroFix Plates complete with Fixing Grid

Minimum Wall Box Depth is dependent on the EuroFix insert fitted - please see the EuroFix section for our complete range of inserts.



**1 Module EuroFix Plate**  
Nominal Plate Size: 88 x 88 mm  
Aperture: 25 x 50 mm  
Technical Insert Reference: **EURO1**  
**Product Code**



**2 Module EuroFix Plate**  
Nominal Plate Size: 88 x 88 mm  
Aperture: 50 x 50 mm  
Technical Insert Reference: **EURO2**  
**Product Code**



**3 Module EuroFix Plate**  
Nominal Plate Size: 146 x 86 mm  
Aperture: 75 x 50 mm  
Technical Insert Reference: **EURO3**  
**Product Code**



**4 Module EuroFix Plate**  
Nominal Plate Size: 146 x 86 mm  
Aperture: 100 x 50 mm  
Technical Insert Reference: **EURO4**  
**Product Code**

**Plate Finish**

**Polished Brass**



90 EURO1

90 EURO2

90 EURO3

90 EURO4

**Antique Brass**



91 EURO1

91 EURO2

91 EURO3

91 EURO4



# Hamilton® Cheriton

## Victorian GRID-IT Grid Fix Plates complete with Fixing Grid

Minimum Wall Box Depth is dependent on the GRID-IT insert fitted - please see the GRID-IT section for our complete range of inserts.



**1 gang Aperture Grid Fix Plate**  
Nominal Plate Size: 88 x 88 mm  
Technical Insert Reference: **1GP**  
**Product Code**



**2 gang Aperture Grid Fix Plate**  
Nominal Plate Size: 88 x 88 mm  
Technical Insert Reference: **2GP**  
**Product Code**



**3 gang Aperture Grid Fix Plate**  
Nominal Plate Size: 146 x 86 mm  
Technical Insert Reference: **3GP**  
**Product Code**



**4 gang Aperture Grid Fix Plate**  
Nominal Plate Size: 146 x 86 mm  
Technical Insert Reference: **4GP**  
**Product Code**



**6 gang Aperture Grid Fix Plate**  
Nominal Plate Size: 146 x 146 mm  
Technical Insert Reference: **6GP**  
**Product Code**

**Plate Finish**

**Bright Chrome**



95 1GP      95 2GP      95 3GP      95 4GP      95 6GP

**Satin Chrome**



96 1GP      96 2GP      96 3GP      96 4GP      96 6GP

**Polished Brass**



92 1GP      92 2GP      92 3GP      92 4GP      92 6GP

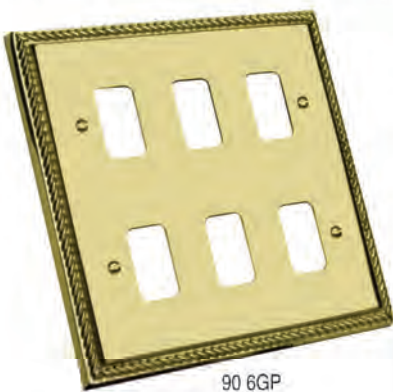
**Satin Brass**



94 1GP      94 2GP      94 3GP      94 4GP      94 6GP

## Georgian GRID-IT Grid Fix Plates complete with Fixing Grid

Minimum Wall Box Depth is dependent on the GRID-IT insert fitted - please see the GRID-IT section for our complete range of inserts.



**1 gang Aperture Grid Fix Plate**  
Nominal Plate Size: 88 x 88 mm  
Technical Insert Reference: **1GP**  
**Product Code**



**2 gang Aperture Grid Fix Plate**  
Nominal Plate Size: 88 x 88 mm  
Technical Insert Reference: **2GP**  
**Product Code**



**3 gang Aperture Grid Fix Plate**  
Nominal Plate Size: 146 x 86 mm  
Technical Insert Reference: **3GP**  
**Product Code**



**4 gang Aperture Grid Fix Plate**  
Nominal Plate Size: 146 x 86 mm  
Technical Insert Reference: **4GP**  
**Product Code**



**6 gang Aperture Grid Fix Plate**  
Nominal Plate Size: 146 x 146 mm  
Technical Insert Reference: **6GP**  
**Product Code**

**Plate Finish**

**Polished Brass**



90 1GP      90 2GP      90 3GP      90 4GP      90 6GP

## Victorian GRID-IT Grid Fix Plates complete with Fixing Grid

Minimum Wall Box Depth is dependent on the GRID-IT insert fitted - please see the GRID-IT section for our complete range of inserts.




94 9GP



Plate Finish	8 gang Aperture Grid Fix Plate Nominal Plate Size: 146 x 146 mm Technical Insert Reference: 8GP Product Code	9 gang Aperture Grid Fix Plate Nominal Plate Size: 146 x 210 mm Technical Insert Reference: 9GP Product Code	12 gang Aperture Grid Fix Plate Nominal Plate Size: 146 x 210 mm Technical Insert Reference: 12GP Product Code	1 gang 13A Switched Socket Aperture Grid Fix Plate (Grid fitted to insert) Nominal Plate Size: 88 x 88 mm Technical Insert Reference: SS1GP Product Code	2 gang 13A Switched Socket Aperture Grid Fix Plate (Grid fitted to insert) Nominal Plate Size: 146 x 86 mm Technical Insert Reference: SS2GP Product Code
<b>Bright Chrome</b> 	95 8GP	95 9GP	95 12GP	95 SS1GP	95 SS2GP
<b>Satin Chrome</b> 	96 8GP	96 9GP	96 12GP	96 SS1GP	96 SS2GP
<b>Polished Brass</b> 	92 8GP	92 9GP	92 12GP	92 SS1GP	92 SS2GP
<b>Satin Brass</b> 	94 8GP	94 9GP	94 12GP	94 SS1GP	94 SS2GP

## Georgian GRID-IT Grid Fix Plates complete with Fixing Grid

Minimum Wall Box Depth is dependent on the GRID-IT insert fitted - please see the GRID-IT section for our complete range of inserts.



90 SS2GP



Plate Finish	8 gang Aperture Grid Fix Plate Nominal Plate Size: 146 x 146 mm Technical Insert Reference: 8GP Product Code	9 gang Aperture Grid Fix Plate Nominal Plate Size: 146 x 210 mm Technical Insert Reference: 9GP Product Code	12 gang Aperture Grid Fix Plate Nominal Plate Size: 146 x 210 mm Technical Insert Reference: 12GP Product Code	1 gang 13A Switched Socket Aperture Grid Fix Plate (Grid fitted to insert) Nominal Plate Size: 88 x 88 mm Technical Insert Reference: SS1GP Product Code	2 gang 13A Switched Socket Aperture Grid Fix Plate (Grid fitted to insert) Nominal Plate Size: 146 x 86 mm Technical Insert Reference: SS2GP Product Code
<b>Polished Brass</b> 	90 8GP	90 9GP	90 12GP	90 SS1GP	90 SS2GP

# Hamilton® Cheriton

## Victorian Blank Plates



### Plate Finish

**Bright Chrome**



**Satin Chrome**



**Polished Brass**



**Satin Brass**



**Antique Brass**



**Black Nickel**



### Single Blank Plate

Nominal Plate Size:  
88 x 88 mm  
Technical Insert  
Reference: **BPS**  
**Product Code**




### Double Blank Plate

Nominal Plate Size:  
146 x 86 mm  
Technical Insert  
Reference: **BPD**  
**Product Code**

Plate Finish	Single Blank Plate Nominal Plate Size: 88 x 88 mm Technical Insert Reference: <b>BPS</b> <b>Product Code</b>	Double Blank Plate Nominal Plate Size: 146 x 86 mm Technical Insert Reference: <b>BPD</b> <b>Product Code</b>
<b>Bright Chrome</b> 	95 BPS	95 BPD
<b>Satin Chrome</b> 	96 BPS	96 BPD
<b>Polished Brass</b> 	92 BPS	92 BPD
<b>Satin Brass</b> 	94 BPS	94 BPD
<b>Antique Brass</b> 	93 BPS	93 BPD
<b>Black Nickel</b> 	98 BPS	98 BPD

## Georgian Blank Plates



### Plate Finish

**Polished Brass**



**Antique Brass**





### Single Blank Plate

Nominal Plate Size:  
88 x 88 mm  
Technical Insert  
Reference: **BPS**  
**Product Code**



### Double Blank Plate

Nominal Plate Size:  
146 x 86 mm  
Technical Insert  
Reference: **BPD**  
**Product Code**

Plate Finish	Single Blank Plate Nominal Plate Size: 88 x 88 mm Technical Insert Reference: <b>BPS</b> <b>Product Code</b>	Double Blank Plate Nominal Plate Size: 146 x 86 mm Technical Insert Reference: <b>BPD</b> <b>Product Code</b>
<b>Polished Brass</b> 	90 BPS	90 BPD
<b>Antique Brass</b> 	91 BPS	91 BPD