



THE WORLD'S FINEST CAST IRON STOVES



MULTIFUEL AND WOODBURNING



CONTENTS

INTRODUCING VERMONT CASTINGS

Welcome to Vermont Castings	02
Stove features explained	03

MULTIFUEL STOVE RANGE

Intrepid II Multifuel	04
Intrepid III Multifuel	06
Encore Multifuel	08
Aspen Multifuel	10

WOODBURNING STOVE RANGE

Intrepid II Woodburner	12
Resolute Acclaim Woodburner	14
Encore 2in1 Woodburner	16
Defiant 2in1 Woodburner	18
Aspen Woodburner	20

ACCESSORIES

Stove accessories range	22
-------------------------	----

INSTALLATION INFORMATION

Inglenook clearance guide	23
Flue collar options	23
Fuel and output information	24
Warranty information	24

WELCOME TO VERMONT CASTINGS



Vermont Castings stoves offer the classic warmth, timeless beauty and peerless quality that has helped us stand out from the crowd for many years. From our own foundry in the heart of Vermont we're proud to offer wood burning and multifuel stoves that are cast,

manufactured and enamelled under one roof. Every stove we make features impeccable hand craftsmanship and great attention to detail. Made with 100% recycled iron, Vermont Castings stoves represent our 35 year commitment to eco-friendly manufacturing. With options available in catalytic or non-catalytic combustion and multifuel, our line of stoves provides excellent heating that will bring you warmth and comfort for years to come. Developed to cope with even the most intensely

cold North American winters, all Vermont Castings stoves are manufactured from cast iron which withstands higher temperatures within the stove, radiates the heat back into the room more effectively and enables them to be cast into the iconic designs which feature on all Vermont Castings stoves.



Intrepid II woodburner shown fitted with warming shelves from the Vermont Castings accessories range (please see page 22).



STOVE FEATURES

All Vermont Castings stoves have a range of advanced features built in – they are designed to make using your stove more convenient and enjoyable whilst being more environmentally friendly. The following key explains each feature – the relevant symbols appear on each product page in this brochure.



The Vermont Castings catalytic combustion system



DEFRA exemption means that you can now burn wood in designated smoke controlled zones. Currently our popular Intrepid II and Resolute Acclaim woodburning stoves are DEFRA exempt. DEFRA exemption requires that the stove is used in accordance with the users manual. Visit www.defra.gov.uk for further information.



Catalytic combustion system

Combustion smoke passes through a catalyser which lowers its burning temperature to 600° from 1200° causing the smoke to re-ignite, producing more useable heat from the stove and cleaner emissions. See illustration to the left.



Thermostatic control

Primary air entering the stove is controlled automatically by a user-set thermostat. This ensures that the stove delivers a constant level of heat. This in turn means that the stove burns longer and more evenly requiring less refuelling.



Airwash system

Secondary air is 'washed' over the inside of the ceramic door glass which helps prevent the build up of unsightly tar deposits and particles, leaving a clearer view of the fire and requiring less cleaning.



Smokeless top loading

A smoke free system that allows the stove to be filled to capacity for longer burn times, greater heat output and less frequent loading. Safety is also increased as flying sparks and falling hot ashes are virtually eliminated.



Clean burn technology

A clean supply of air is fed into the stove above the fire resulting in combustion gases being burnt rather than released through the chimney - creating extra heat output as well as reducing emissions into the atmosphere.



Infra-red reflective glass

A special infra-red coating that has a similar effect to our airwash system - keeping the ceramic door glass clear of combustion deposits and discolouration. This again results in less cleaning and a clearer view of the fire.



Easy ash handling

A swing out ashpan (featured in the cutaway illustration) makes for safe removal of ash from the stove. A lid with handle is also supplied to make easy work of ash removal and disposal.





INTREPID II MULTIFUEL

The timeless Vermont Castings style of the Intrepid II stove makes it the perfect companion for a range of room sizes – featuring compact dimensions but with a more than adequate 7.5 Kw output. Intricately handcrafted from cast iron and equipped with a range of practical features such as smokeless top loading and a handy top hotplate, whilst the multifuel capability allows for burning either logs or solid fuel. The Intrepid II is one of the most charming stoves you could wish to spend a cold winters night in front of.

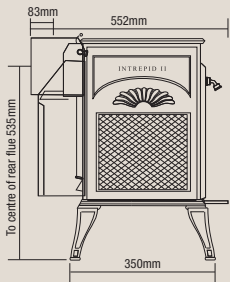
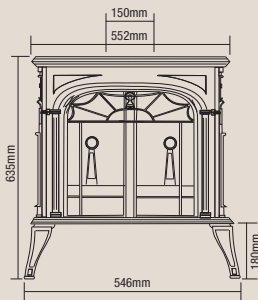
FEATURES AT A GLANCE

- Handcrafted cast iron construction featuring the attention to detail Vermont Castings are renowned for
- Doors can be kept open for a real crackling open fire
- Top hotplate cooking surface - ideal for boiling a kettle
- Front loading and convenient smokeless top loading
- Powerful airwash system to help keep the ceramic glass door clear of unsightly deposits
- Automatic thermostatic operation for even heat output
- Adjustable feet for easy installation on uneven flooring
- Large ashpan - requires less frequent emptying



Finely detailed handcrafted castings, timeless, elegant styling and solid engineering are Vermont Castings hallmarks. The Intrepid's top hotplate cooking surface also lifts open for smokeless top loading.

SPECIFICATIONS



Classic Black
Code: 0001695

Fuel	Wood & Solid Fuel
Nominal Output	7.5 Kws
Net Efficiency	76%
Gross Efficiency	68.8%
Max Hearth Temp	Less than 100°C
Weight	101 Kgs
Max Log Length	40 cm
Flue Diameter	150 mm (inside dia)
Flue Location	Top or Rear

ACCESSORIES RANGE

Shorter legs option	Flue collar options	Spark screen	Thermometer	Warming shelves	Childguard fence	Steamer
✓		✓	✓	✓	✓	✓
Log carrier	Woodbox	Gloves	Trivet	Exterior air kit	Gasket kits	Rear heat shield
✓	✓	✓	✓		✓	

Please see page 22 for a full description of accessories



INTREPID III MULTIFUEL

The Intrepid III is the latest model in this iconic range of stoves. Featuring more contemporary styling but retaining all of the features that make the Intrepid range so desirable – including the handcrafted cast iron construction and great attention to detail. With an impressive 6.4 Kw heat output, top cooking hotplate and ceramic door glass with a special infra-red coating to help keep it clear of deposits the Intrepid III brings sophistication and style to the modern living room.

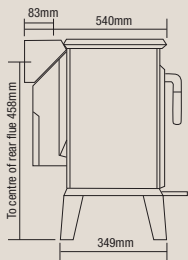
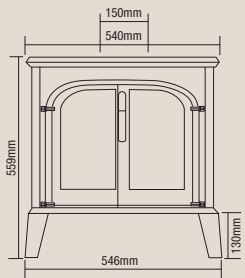
FEATURES AT A GLANCE

- Handcrafted cast iron construction featuring the attention to detail Vermont Castings are renowned for
- Doors can be kept open for a real crackling open fire
- Drop in grate to convert from solid fuel to woodburner
- Top hotplate cooking surface - ideal for boiling a kettle
- Front loading and convenient smokeless top loading
- Infra-red coating to keep the ceramic glass door clear of unsightly deposits
- Automatic thermostatic operation for even heat output
- Adjustable feet for easy installation on uneven flooring
- Large ashpan - requires less frequent emptying



Clean styling but still featuring our finely detailed handcrafted casting work. The hotplate raises to allow easy smokeless top loading. All handles and controls are engineered for many years of dependable service.

SPECIFICATIONS



Classic Black
Code: CS1CB0

Fuel	Wood & Solid Fuel
Nominal Output	6.4 Kws
Net Efficiency	70.1%
Gross Efficiency	68.2%
Max Hearth Temp	Less than 100°C
Weight	131 Kgs
Max Log Length	40 cm
Flue Diameter	150 mm (inside dia)
Flue Location	Top or Rear

ACCESSORIES RANGE

Shorter legs option	Flue collar options	Spark screen	Thermometer	Warming shelves	Childguard fence	Steamer
Log carrier	Woodbox	Gloves	Trivet	Exterior air kit	Gasket kits	Rear heat shield
✓	✓	✓	✓		✓	✓

Please see page 22 for a full description of accessories



ENCORE MULTIFUEL

With a 12.3 Kw output the Encore is our most powerful multifuel stove, handcrafted from cast iron with the attention to detail for which Vermont Castings are famed. The large ceramic door glass is swept by a powerful airwash system, or the stove can even be used with the doors removed* for a real open fire ambience. A range of convenient features such as the top cooking hotplate, thermostatic control and swing-out ashpan make the Encore both a stunning and practical stove suitable for heating a wide range of room sizes.

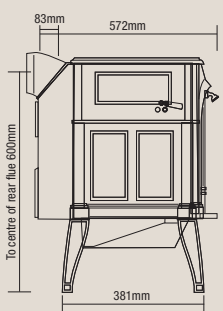
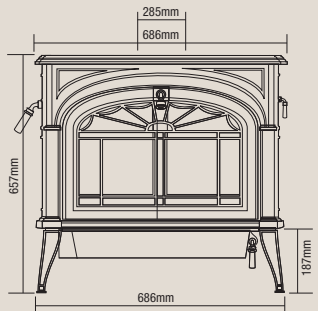
FEATURES AT A GLANCE

- Handcrafted cast iron construction featuring the attention to detail Vermont Castings are renowned for
- Doors can be removed to create a real fire effect*
- Top hotplate cooking surface - ideal for boiling a kettle
- Front loading and convenient smokeless top loading
- Powerful airwash system to help keep the ceramic glass door clear of unsightly deposits
- Automatic thermostatic operation for even heat output
- Adjustable feet for easy installation on uneven flooring
- Swing out high capacity ashpan for easier and safer ash removal and disposal



Finely cast detail by skilled craftsmen is a Vermont Castings tradition that has made us famous around the world. Practical features such as smokeless top loading and a handy swing out ashpan add to the ease of use of our stoves.

SPECIFICATIONS



Classic Black
Code: 0002547

Fuel	Wood & Solid Fuel
Nominal Output	12.3 Kws
Net Efficiency	71.6%
Gross Efficiency	65.1%
Max Hearth Temp	Less than 100°C
Weight	159 Kgs
Max Log Length	45 cm
Flue Diameter	285 mm (inside dia) Oval Collar**
Flue Location	Top or Rear

** Will require an adaptor (see page 22)

ACCESSORIES RANGE

Shorter legs option	Flue collar options	Spark screen	Thermometer	Warming shelves	Childguard fence	Steamer
Log carrier	Woodbox	Gloves	Trivet	Exterior air kit	Gasket kits	Rear heat shield
✓	✓	✓	✓	✓	✓	✓

* A 200mm flue system is required when using this appliance with the doors open or removed

Please see page 22 for a full description of accessories




ASPEN II MULTIFUEL

The Aspen with a 5.8 Kw output is the perfect stove for heating smaller rooms, its classic styling and practical features compare to our larger stoves without compromise. Designed to burn both wood and solid fuel and featuring an infra-red coating to help keep the ceramic door glass clear of unsightly deposits. Handcrafted in cast iron the Aspen is fully featured including a top cooking hotplate, riddling grate, the convenience of both top and front loading and a large capacity ashpan allowing for 24 hour burning.

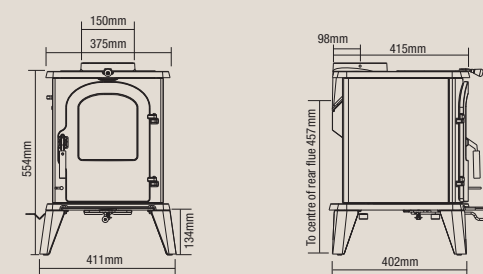
FEATURES AT A GLANCE

- Handcrafted cast iron construction featuring the attention to detail Vermont Castings are renowned for
- Riddling grate system to facilitate cleaning
- Top plate cooking surface - ideal for boiling a kettle
- Front loading and convenient smokeless top loading
- Infra-red coating to keep the ceramic glass door clear of unsightly deposits
- Automatic thermostatic operation for even heat output
- Adjustable feet for easy installation on uneven flooring
- Suitable for smaller rooms requiring a lower heat output



Clean, elegant styling handcrafted in premium cast iron for superior performance with the attention to detail and positive controls that make operating a Vermont Castings stove a pleasure.

SPECIFICATIONS



Classic Black
Code: 0001405

Fuel	Wood & Solid Fuel
Nominal Output	5.8 Kws
Net Efficiency	73.4%
Gross Efficiency	66.7%
Max Hearth Temp	Less than 100°C
Weight	70 Kgs
Max Log Length	40 cm
Flue Diameter	150 mm (inside dia)
Flue Location	Top or Rear

ACCESSORIES RANGE

Shorter legs option	Flue collar options	Spark screen	Thermometer	Warming shelves	Childguard fence	Steamer
Log carrier	Woodbox	Gloves	Trivet	Exterior air kit	Gasket kits	Rear heat shield
✓	✓	✓	✓		✓	✓

Please see page 22 for a full description of accessories

Intrepid II woodburner shown fitted with warming shelves from the Vermont Castings accessories range (please see page 22).



INTREPID II WOODBURNER



The Intrepid II woodburner is the classic Vermont Castings stove – intricate styling from handcrafted cast iron, plus a range of sophisticated features and all in a compact stove that would grace any room. Equipped with a powerful airwash system to help keep the ceramic door glass clear of deposits, catalytic combustion for cleaner emissions and even a handy top hotplate for warming a casserole or simply boiling the kettle. The Intrepid II is available in a wide range of stunning enamelled finishes as well as our traditional classic black.

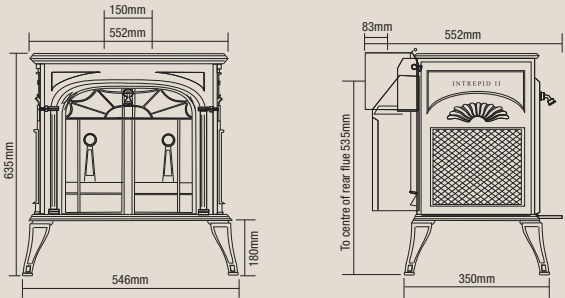


Intricate handcrafted casting detail and deep, luxurious enamel finishes are a Vermont Castings speciality that have made our stoves famous around the world.

FEATURES AT A GLANCE

- Handcrafted cast iron construction featuring the attention to detail Vermont Castings are renowned for
- DEFRA exemption allows woodburning in smoke controlled zones - ideal for a townhouse installation
- Doors can be kept open for a real crackling open fire
- Catalytic combustion for cleaner emissions
- Top hotplate cooking surface - ideal for boiling a kettle
- Front loading and convenient smokeless top loading
- Powerful airwash system to help keep the ceramic glass door clear of unsightly deposits
- Automatic thermostatic operation for even heat output
- Adjustable feet for easy installation on uneven flooring
- Large ashpan - requires less frequent emptying

SPECIFICATIONS



Classic Black Code: 0001990	Biscuit Code: 0001997	Majolica Brown Code: 0001987	Ebony Black Code: 0001999	Bordeaux Code: 0001991

Fuel	Wood
Nominal Output	6.2 Kws
Net Efficiency	72.8%
Gross Efficiency	66.4%
Max Hearth Temp	Less than 100°C
Weight	101 Kgs
Max Log Length	41 cm
Flue Diameter	150 mm (inside dia)
Flue Location	Top or Rear

ACCESSORIES RANGE

Shorter legs option	Flue collar options	Spark screen	Thermometer	Warming shelves	Childguard fence	Steamer
✓	✓	✓	✓	✓	✓	✓
Log carrier	Woodbox	Gloves	Trivet	Exterior air kit	Gasket kits	Rear heat shield
✓	✓	✓	✓	✓	✓	✓

Please see page 22 for a full description of accessories



RESOLUTE ACCLAIM WOODBURNER



The perfect sized stove for many homes, the Resolute Acclaim is handcrafted from cast iron and features classic Vermont Castings styling – both intricate and sophisticated, as is the wide range of beautiful deep enamel finishes. A special infra-red coating helps to keep the ceramic glass door panel clear of unsightly combustion deposits. The top hotplate also raises up to allow convenient smoke-free top loading, and can also be used for boiling a kettle or keeping a casserole simmering away.

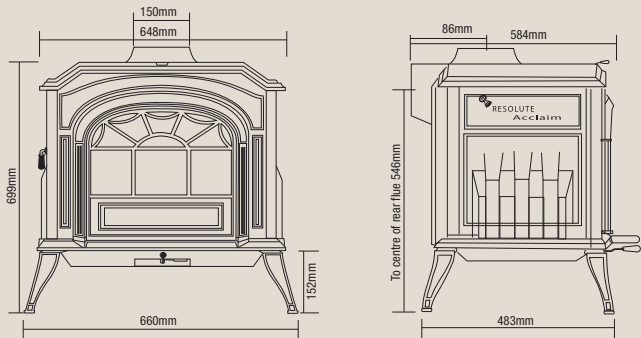


Attention to even the smallest detail of fit and finish mark Vermont Castings out as a premium quality stove manufacturer, designed to give a lifetime of dependable service.

FEATURES AT A GLANCE

- Handcrafted cast iron construction featuring the attention to detail Vermont Castings are renowned for
- DEFRA exemption allows woodburning in smoke controlled zones - ideal for a townhouse installation
- Cleanburn combustion system for cleaner emissions
- Top hotplate cooking surface - ideal for boiling a kettle
- Front loading and convenient smokeless top loading
- Infra-red coating to help keep the ceramic glass door clear of unsightly deposits
- Automatic thermostatic operation for even heat output
- Adjustable feet for easy installation on uneven flooring
- Large ashpan - requires less frequent emptying

SPECIFICATIONS



- Classic Black
Code: 0002490
- Biscuit
Code: 0002488
- Majolica Brown
Code: 0002487
- Ebony Black
Code: 0002498
- Bordeaux
Code: 0002491

Fuel	Wood
Nominal Output	10.7 Kws
Net Efficiency	74.1%
Gross Efficiency	67.1%
Max Hearth Temp	Less than 100°C
Weight	192 Kgs
Max Log Length	40 cm
Flue Diameter	150 mm (inside dia)
Flue Location	Top or Rear

ACCESSORIES RANGE

Shorter legs option	Flue collar options	Spark screen	Thermometer	Warming shelves	Childguard fence	Steamer
✓		✓	✓	✓	✓	✓
Log carrier	Woodbox	Gloves	Trivet	Exterior air kit	Gasket kits	Rear heat shield
✓	✓	✓	✓	✓	✓	✓

Please see page 22 for a full description of accessories




ENCORE WOODBURNER



Classic Vermont Castings styling, handcrafted cast iron and a 8 Kw output makes the Encore a practical and visually stunning stove. Available in a wide range of luxurious enamelled finishes and classic black stove paint, the Encore features our 2 in 1 combustion system allowing you to choose between standard and catalytic operation (see page 3 for details). Providing all the sophisticated features you could ask for, including a powerful airwash system to sweep the ceramic glass door panel clear of deposits, smokeless top loading and a convenient swing out ashpan system.

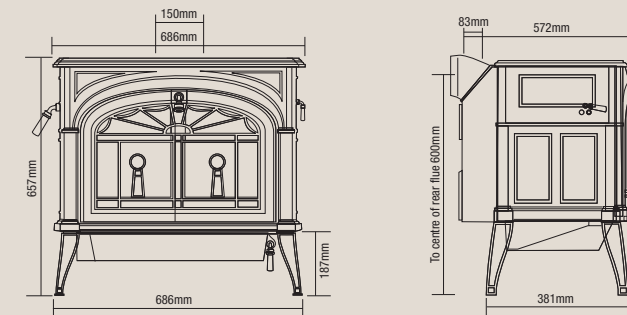
FEATURES AT A GLANCE

- Handcrafted cast iron construction featuring the attention to detail Vermont Castings are renowned for
- Doors can be kept open or removed for a real crackling open fire*
- 2 in 1 catalytic combustion system
- Top hotplate cooking surface - ideal for boiling a kettle
- Front loading and convenient smokeless top loading
- Powerful airwash system to keep the ceramic glass door clear of unsightly deposits
- Automatic thermostatic operation for even heat output
- Adjustable feet for easy installation on uneven flooring
- Swing out high capacity ashpan for easier and safer ash removal and disposal.



Amongst its many features the Encore has a swing out large capacity ashpan for safer and easier cleaning, along with highly detailed castings and a range of luxurious enamel finishes.

SPECIFICATIONS



Classic Black
Code: 0002040



Biscuit
Code: 0002041



Majolica Brown
Code: 0002042



Ebony Black
Code: 0002043



Bordeaux
Code: 0002044

Fuel	Wood
Nominal Output	8 Kws
Net Efficiency	CAT 75.9% / NON-CAT 72.9%
Gross Efficiency	CAT 68.3% / NON-CAT 66.3%
Max Hearth Temp	Less than 100°C
Weight	215 Kgs
Max Log Length	55 cm
Flue Diameter	150 mm (inside dia)**
Flue Location	Top or Rear

** Will require an oval collar and adaptor if 200mm diameter flue is to be installed (see page 22)

ACCESSORIES RANGE

Shorter legs option	Flue collar options	Spark screen	Thermometer	Warming shelves	Childguard fence	Steamer
Log carrier	✓ Woodbox	✓ Gloves	✓ Trivet	✓ Exterior air kit	✓ Gasket kits	✓ Rear heat shield

* A 200mm flue system is required when using this appliance with the doors open or removed

Please see page 22 for a full description of accessories



DEFIANT WOODBURNER



A real powerhouse of a stove with a massive 9.6 Kw output – the Defiant will heat the largest of rooms, yet still retains the classic Vermont Castings styling and handcrafted cast iron construction. Equipped with all the features you could need from a stove – including our 2 in 1 combustion system allowing you to choose between standard and catalytic operation (see page 3 for details), a powerful airwash system to sweep the large ceramic glass door panels and a convenient swing out ash pan system. The Defiant is available in our full range of stunning enamel finishes and classic black.

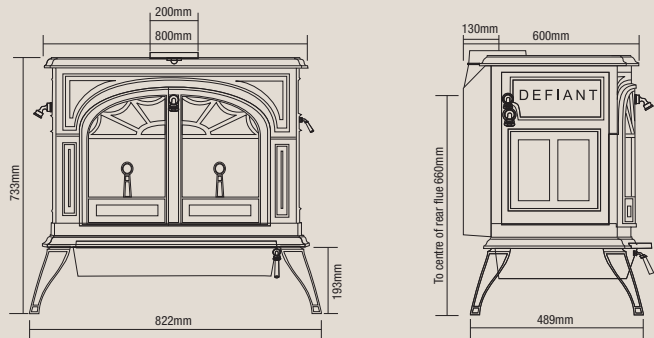


Fine detailing on the Defiant - the main photograph also features the cast iron Woodbox - available from our Vermont Castings Accessories Range (please see page 22).

FEATURES AT A GLANCE

- Handcrafted cast iron construction featuring the attention to detail Vermont Castings are renowned for
- Doors can be kept open or removed for a real crackling open fire*
- 2 in 1 catalytic combustion system
- Top hotplate cooking surface - ideal for boiling a kettle
- Front loading and convenient smokeless top loading
- Powerful airwash system to keep the ceramic glass door clear of unsightly deposits
- Automatic thermostatic operation for even heat output
- Adjustable feet for easy installation on uneven flooring
- Swing out high capacity ashpan for easier and safer ash removal and disposal.

SPECIFICATIONS



- 
Classic Black
Code: 0001975
- 
Biscuit
Code: 0001976
- 
Majolica Brown
Code: 0001977
- 
Ebony Black
Code: 0001978
- 
Bordeaux
Code: 0001979

Fuel	Wood
Nominal Output	9.6 Kws
Net Efficiency	CAT 77.5% / NON-CAT 73.9%
Gross Efficiency	CAT 70.5% / NON-CAT 67.2%
Max Hearth Temp	Less than 100°C
Weight	235 Kgs
Max Log Length	61 cm
Flue Diameter	200 mm (inside dia)
Flue Location	Top or Rear

ACCESSORIES RANGE

Shorter legs option	Flue collar options	Spark screen	Thermometer	Warming shelves	Childguard fence	Steamer
Log carrier	✓ Woodbox	✓ Gloves	✓ Trivet	✓ Exterior air kit	✓ Gasket kits	✓ Rear heat shield

* A 200mm flue system is required when using this appliance with the doors open or removed

Please see page 22 for a full description of accessories



ASPEN WOODBURNER

Compact in size but with all the detailing and sophistication of our larger stoves. Handcrafted from cast iron, the Aspen's dimensions make it ideal for smaller fireplaces and rooms where space is at a premium, whilst the 5.5 Kw output will keep you cosy and warm during the coldest nights. Infra-red coated glass helps to keep the ceramic glass door panel clear of deposits and the top hotplate is ideal for keeping a pot simmering away. Our cleanburn technology ensures that the Aspen's emissions are greatly reduced too.

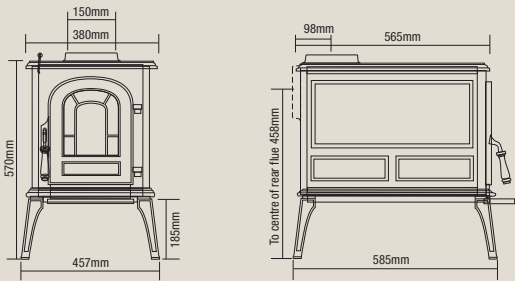
FEATURES AT A GLANCE

- Handcrafted cast iron construction featuring the attention to detail Vermont Castings are renowned for
- Top plate cooking surface - ideal for boiling a kettle
- Cleanburn combustion system for cleaner emissions
- Front loading and convenient smokeless top loading
- Infra-red coating to keep the ceramic glass door clear of unsightly deposits
- Automatic thermostatic operation for even heat output
- Adjustable feet for easy installation on uneven flooring
- Suitable for smaller rooms requiring a lower heat output



Only the most skilled craftsmen and top quality materials allow us to capture such fine detail in cast iron - the castings on all our stoves feature the same precise workmanship.

SPECIFICATIONS



Classic Black
Code: 0001920



Bordeaux
Code: 0001923

Fuel	Wood
Nominal Output	5.5 Kws
Net Efficiency	76.6%
Gross Efficiency	69.5%
Max Hearth Temp	Less than 100°C
Weight	110 Kgs
Max Log Length	40 cm
Flue Diameter	150 mm (inside dia)
Flue Location	Top or Rear

ACCESSORIES RANGE

Shorter legs option	Flue collar options	Spark screen	Thermometer	Warming shelves	Childguard fence	Steamer
Log carrier	Woodbox	Gloves	Trivet	Exterior air kit	Gasket kits	Rear heat shield
✓	✓	✓	✓		✓	✓

Please see page 22 for a full description of accessories

STOVE ACCESSORIES



A range of high quality accessories is available to perfectly complement your Vermont Castings stove. All are available to order from your local Vermont Castings dealer.



Childguard fence

Portable stove safety fence measuring 780mm H x 765mm W x 665mm D x 3 folding panels. Large enough to surround all Vermont Castings stoves including the Defiant. A must for safety conscious family homes with young children.



Spark screen

Specially designed to fit to your Vermont Castings stove whilst under fire with the doors open. Sturdily constructed, our Sparkscreen will help to prevent the problem of flying sparks whilst you are not tending to the stove.



Cast iron warming shelves

Available in classic black and the full range of Vermont Castings enamel finishes, our cast iron warming shelves make a great addition to your stove. Perfect for creating further visual interest to your stove and installation.



Cast iron stove top steamer

Beautifully cast ornate steamers in all of the Vermont Castings enamel finishes and classic black. Designed to return humidity to the room air, creating a more comfortable atmosphere. Our steamers are not designed for culinary use.



Cast iron trivet

Depicting a traditional Vermont Castings foundry scene this beautifully cast trivet is ideal as a cooking stand or to add visual interest to your stove installation. Cast in Vermont at our own foundry by the same skilled craftsmen who make our stoves.



Thermometer

A sturdily made surface mounted magnetic thermometer designed to work with all of our stoves. Allows you to make the correct air intake settings and will tell you when it is time to reload the stove or shut the damper.



Cast iron woodbox

The perfect complement to our stoves, our woodbox is handcrafted from cast iron, featuring the same attention to detail as our stoves. With fine cast lattice work and ample capacity for your living room. Size: 710mm W x 400mm D x 550mm H.



Log carrier

The perfect way to transport logs from your outdoor wood-store to your woodbox. Manufactured from durable black canvas with double stitched seams and webbing handles. Measures 600mm W x 300mm D x 400mm H when loaded.



Gloves

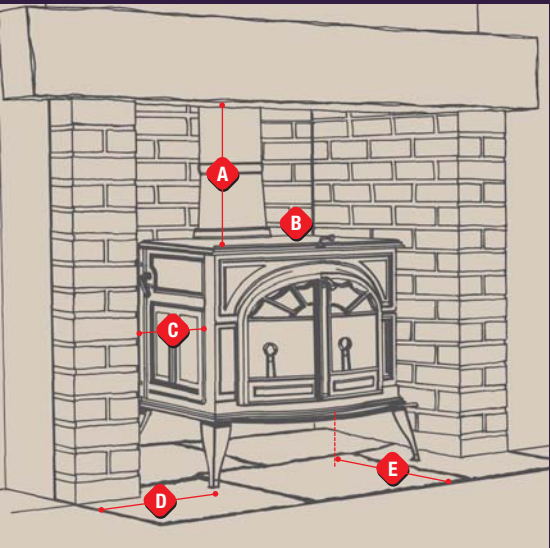
As worn by the workers in our foundry, these gloves have proved so popular we have now made them available to you. Made from durable leather, these are the perfect gloves for loading your stove whilst it is under fire and too hot to touch.

Also available:

- Gasket kits and maintenance

A full range of consumables is available to keep your Vermont Castings stove in peak condition - from door glass and seals to gasket kits and enamel touch-ups.

INSTALLATION CLEARANCES



INGLENOOK INSTALLATION CLEARANCES FOR ALL STOVES
It is important to ensure that your Vermont Castings stove is installed correctly. We recommend employing the services of a qualified fitter who will be aware of all the latest installation regulations. To ensure that your stove can be safely accommodated within your fireplace the following dimensions are provided as a guide:

Non-combustible surround and inglenook		
A	Top of stove to bottom of mantle	300mm
B	Rear of stove to back of inglenook	50mm
C	Side of stove to side of inglenook	125mm
D	Side of stove to edge of hearth	150mm
E	Front of stove to front of hearth	300mm

Combustible surround and inglenook		
A	Top of stove to bottom of mantle	750mm
B	Rear of stove to back of inglenook	750mm
C	Side of stove to side of inglenook	600mm

FLUE ADAPTOR OPTIONS



APPLIES TO THE ENCORE MULTIFUEL AND THE DEFIANT WOODBURNING STOVES ONLY.

Both the Encore and Defiant stoves are supplied with an oval flue collar - to connect these stoves to a round flue system a flue collar adaptor is required as highlighted in the photograph opposite.

A range of adaptors are available in classic black and the full range of enamel colours:



Adaptors are available for both 150mm and 200mm inside diameter flue systems as shown below.

If you intend using your stove with the doors in the open position a 200mm flue system must be fitted.



Offset 200mm oval to 150mm round flue collar adaptor.



260mm oval to 150mm round flue collar adaptor.



260mm oval to 200mm round flue collar adaptor.



260mm oval to 200mm round flue collar adaptor.

The Encore 2in1 Woodburner is supplied as standard with a 150mm flue collar. To use this appliance with a 200mm diameter flue the optional oval collar is required in addition to the above adaptors.

FUEL AND OUTPUT INFORMATION

OUTPUTS

Vermont Castings stoves produce varying degrees of heat. In order to calculate whether an appliance will be suitable for your room please consult your local dealer for advice. As a general rule of thumb you will need approximately 1 Kw of heat for every 14 cubic metres of room-space (based on an outdoor temperature of 0°C). Measure your room's height, width and depth to obtain a total cubic metres figure and divide by 14. This calculation can be influenced by other factors such as levels of insulation and number of windows, so treat your final figure as a guideline only. Your dealer will be happy to provide you with a more accurate calculation.

THE ENVIRONMENT

We all have an obligation to protect the environment and preserve its future. Making informed energy decisions now will reflect in the environment around us in the years to come.

Woodburning is a highly efficient way of heating your home and by choosing a Vermont Castings stove you can make a difference now to reducing your carbon emissions. Wood is environmentally friendly as it consumes more carbon dioxide whilst growing than it emits when burning. Wood is also one of the few fuels which is renewable in our lifetime.

The Carbon Trust recognises wood as a carbon neutral fuel (see table below):

Fuel	Kgs of CO ₂ per week
Electricity	128 Kg
Coal	116 Kg
Oil	88 Kg
Gas	63 Kg
Coal/water 50% mix	58 Kg
Wood	Zero Kg



SEASONING & STORING LOGS

We recommend that our customers select seasoned wood purchased from a sustainable forest management scheme, to ensure that the wood you use will be replaced using reliable methods. For more information please visit www.acrheatproducts.co.uk. Trees contain a lot of water, freshly cut logs will contain about 50% water and will be difficult to burn and may cause excessive tar deposits on glass panels, stove components and the flue pipe. We recommend that logs should be cut to the required lengths and stored outside in a manner that allows air to circulate, but under cover so they are protected from rain. If possible, it is always best to season the wood for two years before burning reducing water content to less than 20%.

SOLID FUEL

We do not recommend the use of house coal with our products. You are advised to check the compatibility of the fuel you intend to use with your chosen stove before you commit to buy. For independent advice on all fuel types, please contact the Solid Fuel Association on 0845 601 4406.

CE CERTIFICATION

In line with current building regulations your installer will need to check that the appliance he is installing is CE approved. All of our stoves are fully CE approved and the appropriate certification is available to your installer by calling ACR Heat Products on 0121 706 8266.



WARRANTY INFORMATION

All Vermont Castings stoves are covered by a 3 year warranty which covers all stove body castings, it does not include consumable items such as glass and door seals. This 3 year warranty is only applicable when the stove is purchased from one of our recommended retailers. If a stove from any of our brands is purchased from a non-recommended retailer then only a 12 month warranty will be applicable as outlined below.

All stoves are covered by a 1 year castings warranty when purchased through a non-recommended retailer. The warranty covers the stove body castings only and does not include consumable items such as grates, firebricks, vermiculite panels, baffles, log guards, door rope and glass.

Any warranty claims should be addressed to your original supplier and accompanied with the date of purchase and serial number of the appliance.

Your local Vermont Castings dealer:



ACR Heat Products Limited, Unit 1, Weston Works, Weston Lane, Tyseley
Birmingham B11 3RP, England.

• Tel: 0121 706 8266
• E-mail: enquiries@acrheatproducts.co.uk

• Fax: 0121 706 9182
• www.acrheatproducts.co.uk

Issue 2 / April 2012

All installations shown in this brochure are for illustrative purposes only. All actual installations must comply with the latest building regulations and Vermont installation manuals.

Please note that due to limitations of the printing process, colour reproduction of the stoves may vary slightly from those shown. Please consult your dealer for more accurate colour matching.

Vermont reserves the right to amend any specifications herein or to make any product design changes. The specifications, dimensions and information shown within our brochures are provided for information purposes only and are not binding. With the aim of constantly improving our equipment, all modifications considered necessary may be made without notice.