
 **Electrium**





Appleby products have always been known for quality and value for money, the extensive range of switch and socket boxes, moulded and metal adaptable boxes, enclosures and luminaires provide the ideal solution for electrical installations, in any commercial or industrial environment.


Left
Electrium's purpose built Commercial Centre in Cannock, Staffordshire

Installation Boxes	2
Dry Lining Boxes	4
Steel Adaptable Boxes	5
Moulded Adaptable Boxes & Enclosures	7
Service Items	9
Tungsten Luminaires & Spares	10
Technical Data	11

APPLEBY Installation Boxes



SB615



SB655

9257



SB665



SB636



VX1590SS Fitted



SB695

FLUSH STEEL BOXES

BS 4662 WHERE APPLICABLE

PACK QTY

LIST No.

1 GANG

16mm	1x adjustable lug, 3 fixed lugs with smooth cable entry hole and knockouts	20	SB623
25mm	1x adjustable lug, 3 fixed lugs with 12 x 20mm knockouts	10	SB655
28mm	Architrave box fixed lugs, with 16mm knockouts	10	9257
35mm	1x adjustable lug, 3 fixed lugs with 12 x 20mm knockouts	10	SB615
47mm	1x adjustable lug, 3 fixed lugs with 1 x 25mm knockouts	5	SB618

Dimensions **16mm** 70mm x 70mm x 16mm
25mm 68.3mm x 68.3mm x 25mm
28mm Architrave 26.5mm x 73mm x 28mm
35mm 68.3mm x 68.3mm x 35mm
47mm 68.3mm x 68.3mm x 47mm

For detailed dimensions see page 12.

2 GANG

16mm	1x adjustable lug, 1x fixed lug with knockouts for grommet entry	20	SB633
25mm	1x adjustable lug, 1x fixed lug with 16 x 20mm knockouts	5	SB665
25mm	Dual box, fixed lugs, for two 1 gang size accessories with 16 x 20mm knockouts	5	SB676
28mm	Architrave box fixed lugs, with 16mm knockouts	5	9258
35mm	1x adjustable lug, 1x fixed lug with 16 x 20mm knockouts	5	SB625
35mm	Dual box, fixed lugs, for two 1 gang size accessories with 16 x 20mm knockouts	5	SB636
47mm	1x adjustable lug, 1x fixed lug with 4 x 20/25mm knockouts	10	SB628

Dimensions **16mm** 130mm x 70mm x 16mm
25mm 129mm x 68.3mm x 25mm
28mm Architrave 27.5mm x 133mm x 28mm
25mm Dual box 154mm x 68.3mm x 25mm
35mm 129mm x 68.3mm x 35mm
35mm Dual box 154mm x 68.3mm x 35mm
47mm 129mm x 68.3mm x 47mm

For detailed dimensions see page 12.

3 GANG

35mm	3 gang, fixed lugs, 18 x 20mm knockouts	5	SB646
-------------	---	---	--------------

Dimensions **35mm** 189mm x 68.3mm x 35mm

LOUNGE PLATE FLUSH BOXES

35mm	Box to fit Volex Lounge Plates VX1590PS, VX1590SS, VX1590WH 9 x 20mm knockouts	1	SB695
56mm	Box to fit Volex Lounge Plates VX1590PS, VX1590SS, VX1590WH 10 x 20/25mm knockouts	1	SB1590

Dimensions **35mm** 253mm x 194mm x 35mm
56mm 253mm x 194mm x 56mm

For detailed dimensions see page 12.



BS LOOPING AND JUNCTION BOXES

16mm deep x 50.8 dia terminal pattern circular junction box	20	SB641
16mm deep x 50.8 dia through pattern circular junction box	20	SB642
M4 x 6mm combi pan head earth screws and washers for SB641 and SB642	100	SB650




FLUSH STEEL BOX ACCESSORIES

	PACK QTY	
Box fixing flanges for dry partition walls	100	SB603
Connectors for coupling 25mm or 35mm fixed lug boxes	100	SB604
PVC Grommet for SB623 and SB683 boxes	100	SB605

Dimensions SB604 17mm x 59mm x 36mm

Note: **SB604** can be used to mount boxes for use with dual mounting of Volex raised and flatplate metal accessories as well as white moulded.



STEEL BOX EXTENSIONS

	PACK QTY	
16mm deep 1 gang	20	SB677
16mm deep 2 gang	10	SB678
25mm deep 1 gang	10	SB679
25mm deep 2 gang	5	SB680
35mm deep 1 gang	10	SB681
35mm deep 2 gang	5	SB682

For detailed dimensions see page 12.

SELECTION CHART	16mm	25mm	35mm	47mm	56mm
Metal Boxes					
1 Gang	SB623	SB655	SB615	SB618	-
1 Gang Architrave	-	9257	-	-	-
2 Gang	SB633	SB665	SB625	SB628	-
2 Gang Architrave	-	9258	-	-	-
2 Gang Dual Box (2 x 1 Gang)	-	SB676	-	-	-
3 Gang	-	-	SB646	-	-
Lounge Plate Box	-	-	SB695	-	SB1590
MI Circular Terminal Box	SB641	-	-	-	-
MI Circular Through Box	SB642	-	-	-	-
Dry Lining Box					
1 Gang	-	-	SB619	SB632	-
2 Gang	-	-	SB629	SB631	-
Dual Box	-	-	SB637	-	-
Circular Dry Lining	-	-	SB639	-	-
Extension Boxes					
1 Gang	SB677	SB679	SB681	-	-
2 Gang	SB678	SB680	SB682	-	-

APPLEBY Dry Lining Boxes

DRY LINING BOXES

- Large flange around front prevents slipping into cavity and matches profile of accessory front plate.
- Manufactured from flame retardant thermoplastic.
- Tough yellow nylon lugs have large bearing faces for superior strength.
- 2 side knockout cable entries plus one 25mm base knockout.
- Brass earth terminal available.
- For Acoustic or Fire rated solutions please contact Technical Services.




SB619

1 GANG

		PACK QTY	LIST No.
35mm	Adjustable lugs	10	SB619
47mm	Adjustable lugs	4	SB632
Dimensions	35mm 83mm x 83mm x 36mm 47mm 83mm x 83mm x 48mm		
Cut-out dimensions	73mm x 73mm		

Board thicknesses from 6.35 up to 15mm.
For detailed dimensions see page 12.



SB637

2 GANG

		PACK QTY	LIST No.
35mm	Adjustable lugs	5	SB629
35mm	Dual box, for two 1 gang size accessories	4	SB637
47mm	Adjustable lugs	4	SB631
Dimensions	35mm 143mm x 83mm x 36mm Dual 168mm x 83mm x 36mm 47mm 143mm x 83mm x 48mm		
Cut-out dimensions	2 Gang 133mm x 73mm Dual 158mm x 73mm		

Board thicknesses from 6.35 up to 15mm.
For detailed dimensions see page 12.



SB631




SB639

CIRCULAR DRY LINING BOX

		PACK QTY	LIST No.
35mm	1 Gang 2 x 20mm knockouts	10	SB639
Dimensions	80mm diameter		
Cut-out dimensions	63mm diameter		

For detailed dimensions see page 12.





Earth Terminal

Packing Piece

DRY LINING ACCESSORIES

		PACK QTY	LIST No.
	Brass earth terminal	10	SB/BT
	Packing piece For fitting to partitions below 6.35mm	10	SB/LX



SURFACE STEEL ADAPTABLE BOXES

- Boxes conform to IEC 60670-1 where applicable.
- Choice of finishes, either black epoxy polyester, pre-coated galvanised steel or hot-dipped galvanised.
- Boxes are available with either knockouts or plain sides.
- Lids are flanged with drawn corners.
- See page 6 for available gaskets.


STANDARD GAUGE

BS 4568	PACK QTY	
75mm x 75mm x 37mm (3" x 3" x 1 1/2")	6	AB550
75mm x 75mm x 50mm (3" x 3" x 2")	6	AB551
75mm x 75mm x 75mm (3" x 3" x 3")	4	AB553
100mm x 100mm x 37mm (4" x 4" x 1 1/2")	4	AB556
100mm x 100mm x 50mm (4" x 4" x 2")	4	AB557
100mm x 100mm x 75mm (4" x 4" x 3")	4	AB558
100mm x 100mm x 100mm (4" x 4" x 4")	4	AB559
150mm x 75mm x 50mm (6" x 3" x 2")	3	AB561
150mm x 75mm x 75mm (6" x 3" x 3")	3	AB562
150mm x 100mm x 50mm (6" x 4" x 2")	3	AB563
150mm x 100mm x 75mm (6" x 4" x 3")	3	AB564
150mm x 100mm x 100mm (6" x 4" x 4")	2	AB595
150mm x 150mm x 50mm (6" x 6" x 2")	2	AB566
150mm x 150mm x 75mm (6" x 6" x 3")	1	AB567
150mm x 150mm x 100mm (6" x 6" x 4")	1	AB569
225mm x 75mm x 50mm (9" x 3" x 2")	1	AB571
225mm x 150mm x 50mm (9" x 6" x 2")	1	AB573
225mm x 150mm x 100mm (9" x 6" x 4")	1	AB576
225mm x 225mm x 75mm (9" x 9" x 3")	1	AB579
225mm x 225mm x 100mm (9" x 9" x 4")	1	AB580
300mm x 150mm x 75mm (12" x 6" x 3")	1	AB582
300mm x 225mm x 100mm (12" x 9" x 4")	1	AB587
300mm x 300mm x 75mm (12" x 12" x 3")	1	AB589
300mm x 300mm x 100mm (12" x 12" x 4")	1	AB590
300mm x 300mm x 150mm (12" x 12" x 6")	1	AB591

How to order

1 Select size of box required	150mm x 150mm x 75mm	AB567
2 Select whether knockouts are required	P plain	AB567P
	K knockouts	AB567K
3 Select finish required	B black epoxy polyester	AB567PB
	PC pre-coated galvanised	AB567P-PC
	G hot-dipped galvanised	AB567PG


For external dimensions see pages 15 & 16.



AB501B



AB511G



AB517B

SURFACE STEEL ADAPTABLE BOXES

HEAVY GAUGE

BS 4568	PACK QTY	
75mm x 75mm x 50mm (3" x 3" x 2")	6	AB501
88mm x 50mm x 37mm (3 1/2" x 2" x 1 1/2")	6	AB502
100mm x 100mm x 50mm (4" x 4" x 2")	2	AB507
150mm x 75mm x 50mm (6" x 3" x 2")	1	AB511
150mm x 150mm x 75mm (6" x 6" x 3")	1	AB517

- Boxes are available with plain sides only.
- Boxes are supplied with flat non-overlapping lids.
- Seams are totally welded offering greater strength and durability.
- Boxes are available in either black epoxy polyester or hot-dipped galvanised.

How to order

1 Select size of box required	100mm x 100mm x 50mm	AB507
2 Select finish required	B black epoxy polyester	AB507B
	G hot-dipped galvanised	AB507G

For external dimensions see page 15.

RUBBER GASKETS


PACK QTY

FOR STANDARD GAUGE BOXES

75mm x 75mm (3" x 3")	10	AG3551
100mm x 100mm (4" x 4")	10	AG3557
150mm x 75mm (6" x 3")	10	AG3561
150mm x 100mm (6" x 4")	10	AG3564
150mm x 150mm (6" x 6")	10	AG3566
225mm x 75mm (9" x 3")	10	AG3570
225mm x 150mm (9" x 6")	10	AG3572
225mm x 225mm (9" x 9")	10	AG3578
300mm x 150mm (12" x 6")	10	AG3581
300mm x 225mm (12" x 9")	10	AG3585
300mm x 300mm (12" x 12")	10	AG3588

FOR HEAVY GAUGE BOXES

75mm x 75mm (3" x 3")	10	AG3551
88mm x 50mm (3 1/2" x 2")	10	AG3552
100mm x 100mm (4" x 4")	10	AG3557
150mm x 75mm (6" x 3")	10	AG3511
150mm x 150mm (6" x 6")	10	AG3516




APPLEBY Moulded Adaptable Boxes & Enclosures



SURFACE MOULDED ADAPTABLE BOXES

- International Degree of Protection IP55 or IP66 when fitted with optional gasket.
- Moulded in ABS with a choice of colours, either black, dark grey or white.
- Boxes are available with either knockouts or plain sides.
- Cover fixing screws have wire sealing facility to prevent unauthorised access to enclosed equipment.
- A range of accessories are available, including baseplates and secret head screws.



MA751GP

MA757WP

PLAIN SIDES IP55

INTERNAL DIMENSIONS	PACK QTY	
Black 75mm x 75mm x 50mm (3" x 3" x 2")	4	MA751BP
Grey 75mm x 75mm x 50mm (3" x 3" x 2")	4	MA751GP
White 75mm x 75mm x 50mm (3" x 3" x 2")	4	MA751WP
Black 100mm x 100mm x 50mm (4" x 4" x 2")	4	MA757BP
Grey 100mm x 100mm x 50mm (4" x 4" x 2")	4	MA757GP
White 100mm x 100mm x 50mm (4" x 4" x 2")	4	MA757WP
Black 150mm x 150mm x 50mm (6" x 6" x 2")	2	MA766BP
Grey 150mm x 150mm x 50mm (6" x 6" x 2")	2	MA766GP
White 150mm x 150mm x 50mm (6" x 6" x 2")	2	MA766WP

For external dimensions see page 14.

For accessories see page 9.



MA766BP

KNOCK-OUT SIDES IP55


INTERNAL DIMENSIONS	PACK QTY	
Black 75mm x 75mm x 50mm (3" x 3" x 2")	4	MA751BK
Grey 75mm x 75mm x 50mm (3" x 3" x 2")	4	MA751GK
White 75mm x 75mm x 50mm (3" x 3" x 2")	4	MA751WK
Black 100mm x 100mm x 50mm (4" x 4" x 2")	4	MA757BK
Grey 100mm x 100mm x 50mm (4" x 4" x 2")	4	MA757GK
White 100mm x 100mm x 50mm (4" x 4" x 2")	4	MA757WK
Black 150mm x 150mm x 50mm (6" x 6" x 2")	2	MA766BK
Grey 150mm x 150mm x 50mm (6" x 6" x 2")	2	MA766GK
White 150mm x 150mm x 50mm (6" x 6" x 2")	2	MA766WK

For external dimensions see page 14.

For accessories see page 9.



MA766GK



ME901

ME910



ME926



ME965

SURFACE MOULDED ENCLOSURES

- International Degree of Protection IP66.
- Moulded in either light grey polycarbonate (RAL 7035) for arduous environments or ABS (dark grey) for light duty applications.
- Polycarbonate versions are available with clear lids for visual inspection of enclosed equipment.
- Cover fixing screws have a wire sealing facility to prevent unauthorised access to enclosed equipment.
- A range of accessories are available, including baseplates and secret head screws.

SURFACE MOULDED POLYCARBONATE ENCLOSURES IP66


INTERNAL DIMENSIONS	PACK QTY	FITTED WITH LIGHT GREY LID	FITTED WITH CLEAR LID
100mm x 100mm x 75mm	1	ME901	ME902
100mm x 100mm x 100mm	1	ME903	ME904
150mm x 100mm x 75mm	1	ME905	ME906
150mm x 100mm x 100mm	1	ME907	ME908
150mm x 150mm x 75mm	1	ME909	ME910
150mm x 150mm x 100mm	1	ME911	ME912
150mm x 150mm x 150mm	1	ME913	ME914
225mm x 150mm x 75mm	1	ME915	ME916
225mm x 150mm x 100mm	1	ME917	ME918
225mm x 150mm x 150mm	1	ME919	ME920
225mm x 225mm x 75mm	1	ME921	ME922
225mm x 225mm x 100mm	1	ME923	ME924
225mm x 225mm x 150mm	1	ME925	ME926
300mm x 300mm x 100mm	1	ME927	ME928
300mm x 300mm x 150mm	1	ME929	ME930

For external dimensions see page 15.

SURFACE MOULDED ABS ENCLOSURES IP66

INTERNAL DIMENSIONS	PACK QTY	FITTED WITH DARK GREY LID
100mm x 100mm x 75mm	1	ME951
100mm x 100mm x 100mm	1	ME953
150mm x 100mm x 75mm	1	ME955
150mm x 100mm x 100mm	1	ME957
150mm x 150mm x 75mm	1	ME959
150mm x 150mm x 100mm	1	ME961
225mm x 150mm x 75mm	1	ME965
225mm x 150mm x 100mm	1	ME967

For external dimensions see page 15.



MA/G3

MA/BP3

ME/SSDG

ACCESSORIES FOR APPLEBY MOULDED ADAPTABLE BOXES

GASKETS	PACK	QTY	
IP66 silicone gasket to fit MA751 boxes	10		MA/G1
IP66 silicone gasket to fit MA757 boxes	10		MA/G3
IP66 silicone gasket to fit MA766 boxes	10		MA/G5
METAL BASE PLATES			
Metal base plate and fixing screws to fit MA751	1		MA/BP1
Metal base plate and fixing screws to fit MA757	1		MA/BP3
Metal base plate and fixing screws to fit MA766	1		MA/BP5
SECRET HEAD SCREWS			
Grey secret head screw kit (4 per pack)	1		ME/SSDG
White secret head screw kit (4 per pack)	1		ME/SSW
Black secret head screw kit (4 per pack)	1		ME/SSB

● Secret head screws supplied complete with key.



ME/BP7

ACCESSORIES FOR APPLEBY MOULDED ENCLOSURES

METAL BASE PLATES	PACK	QTY	
Metal base plate and fixing screws to fit all 100mm x 100mm enclosures	1		ME/BP3
Metal base plate and fixing screws to fit all 150mm x 100mm enclosures	1		ME/BP4
Metal base plate and fixing screws to fit all 150mm x 150mm enclosures	1		ME/BP5
Metal base plate and fixing screws to fit all 225mm x 150mm enclosures	1		ME/BP6
Metal base plate and fixing screws to fit all 225mm x 225mm enclosures	1		ME/BP7
Metal base plate and fixing screws to fit all 300mm x 300mm enclosures	1		ME/BP9

EXTERNAL FIXING BRACKET

External fixing brackets including enclosure fixing screws (2 per pack)	1		ME/FB
---	---	--	--------------

All enclosures over 150mm x 150mm require 2 pairs.

- Provides an alternative means of mounting enclosure.
- Maintains IP66 rating.




ME/FB

SECRET HEAD SCREWS

Light grey secret head screw kit for polycarbonate range (4 per pack)	1		ME/SSLG
Dark grey secret head screw kit for ABS range (4 per pack)	1		ME/SSDG

● Supplied complete with key.



ME/SSLG

ME/SSDG

HINGES

Light grey, to fit all polycarbonate range (4 per pack)	1		ME/HLG
Dark grey, to fit all ABS range (2 per pack)	1		ME/HDG

- Supplied in pairs.
- IP66 maintained.

THUMB SCREWS

Light grey, to fit all polycarbonate range (4 per pack)	1		ME/THLG
Dark grey, to fit all ABS range (4 per pack)	1		ME/THDG



ME/HLG

ME/THDG

APPLEBY Tungsten Luminaires & Spares



TUNGSTEN LUMINAIRES

A wide selection of products offering a high specification satisfying the most arduous applications.

- Type tested to BS EN60598.
- Heavy gauge pressed aluminium silicon alloy base. 100% anodised providing a high resistance to corrosion (except for economy version).
- Choice of vandal resistant polycarbonate or glass diffusers available.
- M20 knockouts for cable and/or conduit entry.
- Aluminium base provides secure fixing, with a variety of 5mm knockouts.
- BESA box entry located in the base.
- Class 1 construction.



TL1000

TL1001

1000 RANGE IP55 SUITABLE FOR 100W GLS LAMP

TYPE TESTED TO BS EN 60598

PACK QTY

LUMINAIRES WITH GLASS DIFFUSERS

Fitted with slotted head screws

100W BC Birch Grey base, clear diffuser	1	TL1000
100W BC Steel base, clear diffuser (economy version)	1	TL1000E
100W BC Birch Grey base, pearl diffuser	1	TL1001

LUMINAIRES WITH POLYCARBONATE DIFFUSERS

Fitted with secret head screws unless stated

100W BC Birch Grey base, clear diffuser	1	TL1004
100W BC Steel base, clear diffuser (economy version) †	1	TL1004E
100W BC Birch Grey base, red diffuser	1	TL1006
100W BC Birch Grey base, green diffuser	1	TL1008

Dimensions 242mm x 121mm x 99mm

Units are not supplied with lamp.

Luminaires with polycarbonate diffusers should be down rated to 60 watts when mounted horizontally.

† Slotted screws.

For Technical details see page 16.



TL1006

TL1008

SCAFFOLD BRACKET

For the quick fitting of any Luminaire to standard scaffold tubing. Durable paint finish protecting against rust and suitable for repeated use.

PACK QTY

Scaffold Bracket	1	TL3020
------------------	---	---------------

Paint finish RAL7035.



TL3020

SPARES

1000 RANGE

Diffusers

Glass and polycarbonate
(supplied with screws and captive washers)

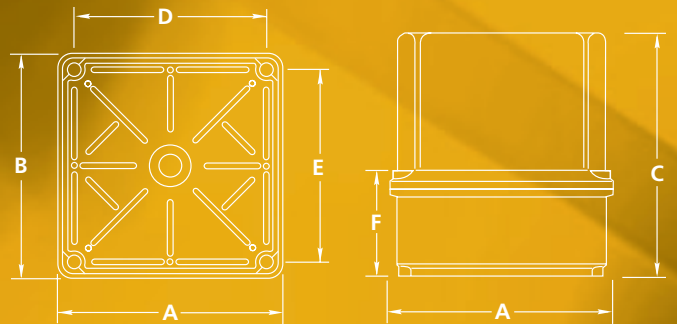
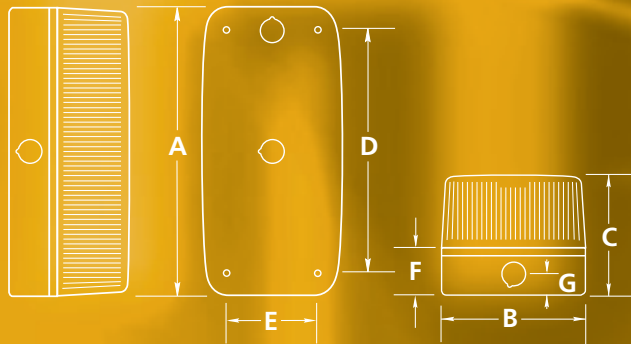
Clear glass diffuser	TL1010
Clear polycarbonate diffuser	TL1014

Standard items for 1000 range

Zinc plated key for secret head screws	TL1015
Pack of 10 secret head screws	TL1016
BC lampholder*	TL1017
EPDM gasket for body/diffuser	TL1022
BC lampholder mounting bracket*	TL1027

* To fit BC lampholder, the lampholder bracket must be ordered in addition to the lampholder.

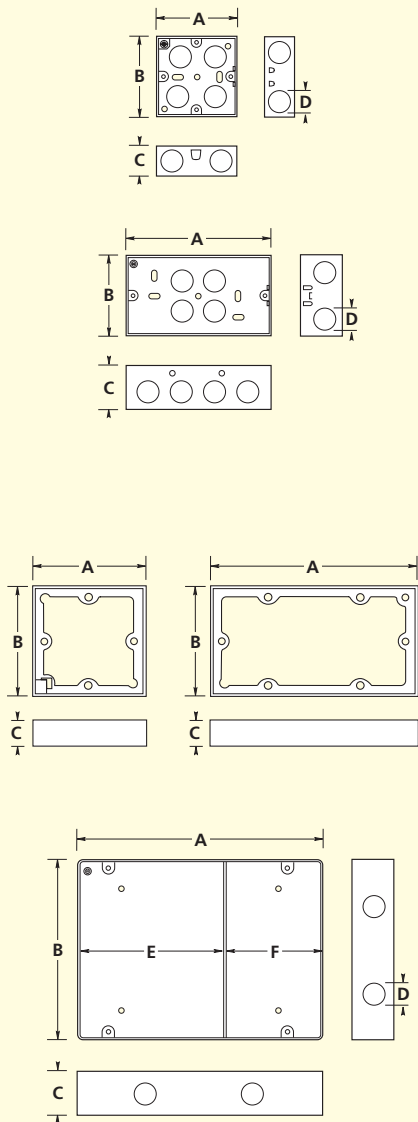
TECHNICAL DATA & DIMENSIONS



Technical Data

APPROXIMATE DIMENSIONS (mm)

APPLEBY FLUSH STEEL BOXES



1 GANG	A	B	C	D	LIST No
	70	70	16	20	SB623
	68.3	68.3	25	20	SB655
	26.5	73	28	16	9257
	68.3	68.3	35	20	SB615
	68.3	68.3	47	25	SB618

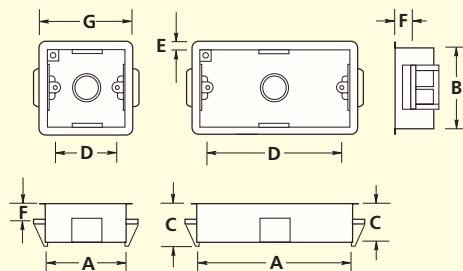
2 GANG	A	B	C	D	LIST No
	130	70	16	20	SB633
	129	68.3	25	20	SB665
	154	68.3	25	20	SB676
	129	68.3	35	20	SB625
	154	68.3	35	20	SB636
	129	68.3	47	25	SB628
	27.5	133	28	16	9258
	189	68.3	35	20	SB646

EXTENSION BOXES	A	B	C	LIST No
	70	70	16	SB677
	130	70	16	SB678
	68.3	68.3	25	SB679
	129	68.3	25	SB680
	68.3	68.3	35	SB681
	129	68.3	35	SB682

LOUNGE BOX	A	B	C	D	E	F	LIST No
	253	194	35	20	141	108	SB695
	253	194	56	20	141	108	SB1590

APPROXIMATE DIMENSIONS (mm)

APPLEBY DRY LINING BOXES

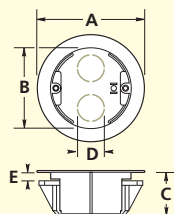


	A	B	C	D	E	F	min	max	G	LIST No
	73	73	36	60	6.7	6.35	15.0	83		SB619
	73	73	48	60	6.7	6.35	15.0	83		SB632
	133	73	36	130	6.7	6.35	15.0	143		SB629
	158	73	36	130	6.7	6.35	15.0	168		SB637
	133	73	48	155	6.7	6.35	15.0	143		SB631

For Acoustic or Fire rated solutions please contact Technical Services.

APPROXIMATE DIMENSIONS (mm)

APPLEBY CIRCULAR DRY LINING BOXES



	A	B	C	D	E	min	max	LIST No
	80	57.5	36	20	7	22		SB639

RECOMMENDED MOUNTING BOXES FOR MOULDED VOLEX WIRING ACCESSORIES

List no	Product Description	Metal (flush) box List no	Drylining (flush) box List no	List no	Product Description	Metal (flush) box List no	Drylining (flush) box List no
VX1010	10A switch 1 gang	SB623	SB619	VX9712	45A switch	SB618	SB632
VX1020	10A switch 1 gang	SB623	SB619	VX9713	45A switch	SB618	SB632
VX1030	10A switch 1 gang	SB623	SB619	VX9700	Cooker unit	SB628	SB631
VX1040	10A switch 2 gang	SB623	SB619	VX9701	Cooker unit	SB628	SB631
VX1050	10A switch 3 gang	SB623	SB619	VX1080	Fused connection unit	SB655	SB619
VX1054	10A switch 4 gang	SB665	SB629	VX1081	Fused connection unit	SB655	SB619
VX9100	13A socket 1 gang	SB655	SB619	VX1090	Fused connection unit	SB655	SB619
VX1300	13A socket 1 gang	SB655	SB619	VX1091	Fused connection unit	SB655	SB619
VX1400	13A socket 1 gang	SB655	SB619	VX9974	Telephone socket	SB655	SB619
VX9200	13A socket 2 gang	SB665	SB629	VX9984	Secondary socket	SB655	SB619
VX1500	13A socket 2 gang	SB665	SB629	VX9062	2 module mounting plate	SB615	SB619
VX1600	13A socket 2 gang	SB665	SB629	VX9064	4 module mounting plate	SB625	SB629
VX1700	13A socket 2 gang	SB665	SB629	VX9800	Shaver unit	SB628	SB631
VX1800	13A socket 2 gang	SB665	SB629	VX9992	TV outlet 1 gang	SB655	SB619
VX9230	13A socket 3 gang	SB646	-	VX9993	TV outlet 2 gang	SB655	SB619
VX1060	20A switch	SB655	SB619	VX9990	13A flex outlet plate	SB655	SB619
VX1070	20A switch	SB655	SB619	VX9704	Cooker outlet plate	SB615	SB632
VX9702	45A switch	SB628	SB631	VX9001	6 Amp 1way Pull Switch	-	SB639
VX9703	45A switch	SB628	SB631	VX9002	6 Amp 2way Pull Switch	-	SB639

RECOMMENDED MOUNTING BOXES FOR METAL FLATPLATE DECORATIVE WIRING ACCESSORIES

List no	Product Description	Metal (flush) box List no*	Drylining (flush) box List no
VX3020__	10AX 1 Gang 2 way Switch	SB623*	SB619
VX3040__	10AX 2 Gang 2 way Switch	SB623*	SB619
VX3030__	10AX 1 Gang Intermediate Switch	SB623*	SB619
VX3050__	10AX 3 Gang 2 way Switch	SB623*	SB619
VX3054__	10AX 4 Gang 2 way Switch	SB633*	SB629
VX3013__	Fan Isolator	SB655*	SB619
VX3120__	1 Gang 2 way Toggle Switch	SB655*	SB619
VX3130__	1 Gang Intermediate Toggle Switch	SB655*	SB619
VX3140__	2 Gang 2 way Toggle Switch	SB655*	SB619
VX3150__	3 Gang 2 way Toggle Switch	SB665*	SB619
VX3400LV__PU	1 Gang 2 way 400W Low Voltage/Mains Dimmer	SB615*	SB619
VX3252LV__PU	2 Gang 2 way 250W Low Voltage/Mains Dimmer	SB655*	SB619
VX3253LV__PU	3 Gang 2 way 250W Low Voltage/Mains Dimmer	SB665*	SB629
VX3400__PU	1 Gang 2 way 400W Mains Dimmer	SB615*	SB619
VX3252__PU	2 Gang 2 way 250W Mains Dimmer	SB655*	SB619
VX3253__PU	3 Gang 2 way 250W Mains Dimmer	SB665*	SB629
VX3254__PU	4 Gang 2 way 250W Mains Dimmer	SB665*	SB629
VX3005TD__	1 way 500W/500VA Touch Dimmer	SB615*	SB619
VX3400TRD__	1 way 400W Touch Remote Dimmer	SB615*	SB619
VX3905__	5A 3 Pin Socket	SB655*	SB619
VX3300__/D	13A 1 Gang DP Switched Socket	SB655*	SB619
VX3500__/D	13A 2 Gang DP Switched Socket	SB665*	SB629
VX3090__	13A Unswitched Fused Connection Unit	SB655*	SB619
VX3080__	13A DP Switched Fused Connection Unit	SB655*	SB619
VX3081__	13A DP Fused Switched Connection Unit with Neon	SB655*	SB619
VX3060__	20A 1 Gang DP Switch with Neon	SB655*	SB619
VX3713__	1 Gang 45A Switch	SB618*	SB632
VX3703__	2 Gang 45A Switch	SB628*	SB631
VX3700__	Cooker Control Unit with Neon	SB628*	SB631
VX3800__	Shaver Socket	SB628*	SB631
VX3974__	Telephone Master Socket	SB655*	SB619
VX3984__	Telephone Secondary Socket	SB655*	SB619
VX3992__	1 Gang Co-Axial TV Socket	SB655*	SB619
VX3993__	2 Gang Co-Axial TV Socket	SB655*	SB619
VX3991__	1 Gang Blanking off Plate	SB623*	SB619
VX3996__	2 Gang Blanking off Plate	SB633*	SB629
VX3061__	1 Gang 1 Module Communication Plate	SB655*	SB619
VX3062__	1 Gang 2 Module Communication Plate	SB655*	SB619
VX9002__	6A 2 way Ceiling Pull Switch	-	SB639

* Note: Metal box recommendations are subject to back boxes being mounted 5mm below plaster depth

Add suffix for finish

- PS** Polished Steel eg: VX3010**PS**
- SS** Stainless Steel eg: VX3010**SS**
- BN** Black Nickel eg: VX3010**BN**
- PB** Polished Brass eg: VX3010**PB**
- BB** Brushed Brass eg: VX3010**BB**

Technical Data

RECOMMENDED MOUNTING BOXES FOR RAISED METAL DECORATIVE WIRING ACCESSORIES

List no	Product Description	Metal (flush) box List no	Drylining (flush) box List no
VX1020_ _	10AX 1 Gang 2 way Switch	SB623	SB619
VX1040_ _	10AX 2 Gang 2 way Switch	SB623	SB619
VX1030_ _	10AX 1 Gang Intermediate Switch	SB623	SB619
VX1050_ _	10AX 3 Gang 2 way Switch	SB623	SB619
VX1054_ _	10AX 4 Gang 2 way Switch	SB633	SB629
VX1013_ _	Fan Isolator	SB655	SB619
VX1120_ _*	1 Gang 2 way Toggle Switch	SB655	SB619
VX1130_ _*	1 Gang Intermediate Toggle Switch	SB655	SB619
VX1140_ _*	2 Gang 2 way Toggle Switch	SB655	SB619
VX1150_ _*	3 Gang 2 way Toggle Switch	SB665	SB619
VX0400LV_ _PU*	1 Gang 2 way 400W Low Voltage/Mains Dimmer	SB615	SB619
VX0252LV_ _PU*	2 Gang 2 way 250W Low Voltage/Mains Dimmer	SB655	SB619
VX0253LV_ _PU*	3 Gang 2 way 250W Low Voltage/Mains Dimmer	SB665	SB629
VX0400_ _PU	1 Gang 2 way 400W Mains Dimmer	SB615	SB619
VX0252_ _PU	2 Gang 2 way 250W Mains Dimmer	SB655	SB619
VX0253_ _PU*	3 Gang 2 way 250W Mains Dimmer	SB665	SB629
VX0254_ _PU*	4 Gang 2 way 250W Mains Dimmer	SB665	SB629
VX0500TD_ _*	1 way 500W/500VA Touch Dimmer	SB615	SB619
VX0400TRD_ _*	1 way 400W Touch Remote Dimmer	SB615	SB619
VX9905_ _	5A 3 Pin Socket	SB655	SB619
VX1300_ _/D	13A 1 Gang DP Switched Socket	SB655	SB619
VX1500_ _/D	13A 2 Gang DP Switched Socket	SB665	SB629
VX1090_ _	13A Unswitched Fused Connection Unit	SB655	SB619
VX1080_ _	13A DP Switched Fused Connection Unit	SB655	SB619
VX1081_ _	13A DP Fused Switched Connection Unit with Neon	SB655	SB619
VX1060_ _	20A 1 Gang DP Switch with Neon	SB655	SB619
VX9713_ _	1 Gang 45A Switch	SB618	SB632
VX9703_ _	2 Gang 45A Switch	SB628	SB631
VX9700_ _	Cooker Control Unit with Neon	SB628	SB631
VX9800_ _	Shaver Socket	SB628	SB631
VX9974_ _	Telephone Master Socket	SB655	SB619
VX9984_ _	Telephone Secondary Socket	SB655	SB619
VX9992_ _	1 Gang Co-Axial TV Socket	SB655	SB619
VX9993_ _	2 Gang Co-Axial TV Socket	SB655	SB619
VX9991_ _	1 Gang Blanking off Plate	SB623	SB619
VX9996_ _	2 Gang Blanking off Plate	SB633	SB629
VX9061_ _*	1 Gang 1 Module Communication Plate	SB655	SB619
VX9062_ _	1 Gang 2 Module Communication Plate	SB655	SB619
VX9002_ _	6A 2 way Ceiling Pull Switch	-	SB639

Add suffix for finish

PS Polished Steel

SS Stainless Steel

***APC** Angle Edge Polished Chrome

***RBB** Brushed Brass

***RBN** Black Nickel

* Only available in marked finishes

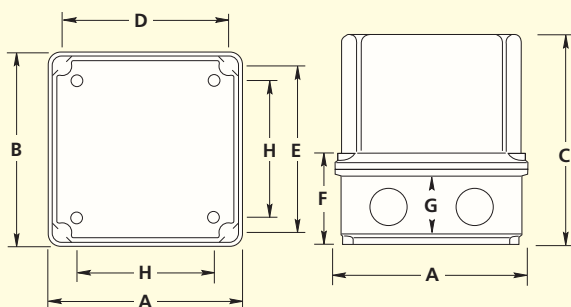
eg: VX1010**PS**

eg: VX1010**SS**

eg: VX1010**APC**

eg: VX1010**RBB**

eg: VX1010**RBN**



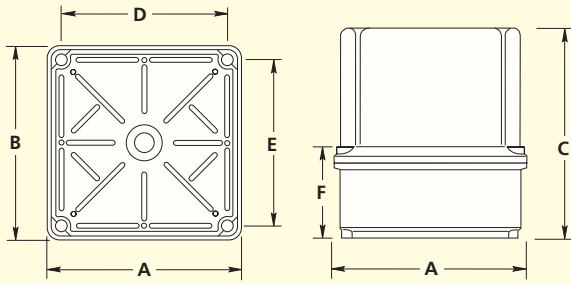
APPLEBY MOULDED ADAPTABLE BOXES

	A	B	C	D	E	F	G	H	LIST No
	85	85	66	65	65	51	17	42	MA751
	110	110	66	90	90	51	17	67	MA757
	160	160	68	140	140	51	17	117	MA766

KNOCKOUTS

Size	Left Side	Right Side	Top	Bottom
75 x 75mm	1 x 20mm	1 x 20mm	1 x 20mm	1 x 20mm
100 x 100mm	2 x 20mm	2 x 20mm	2 x 20mm	2 x 20mm
150 x 150mm	3 x 20mm	3 x 20mm	3 x 20mm	3 x 20mm

APPLEBY MOULDED ENCLOSURES

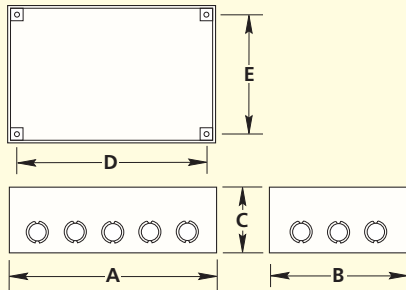


A	B	C	D	E	F	LIST Nos
110	110	92	90	90	69	ME901/2 ME951
110	110	117	90	90	69	ME903/4 ME953
160	110	92	140	90	69	ME905/6 ME955
160	110	117	140	90	69	ME907/8 ME957
160	160	92	140	140	69	ME909/10 ME959
160	160	117	140	140	69	ME911/12 ME961
160	160	167	140	140	69	ME913/14
235	160	92	215	140	69	ME915/16 ME965
235	160	117	215	140	69	ME917/18 ME967
235	160	167	215	140	69	ME919/20
235	235	92	215	215	69	ME921/22
235	235	117	215	215	69	ME923/24
235	235	167	215	215	69	ME925/26
310	310	117	290	290	69	ME927/28
310	310	167	290	290	69	ME929/30

Maximum operating temperature 75°C
Minimum operating temperature -15°C

APPLEBY STEEL ADAPTABLE BOXES

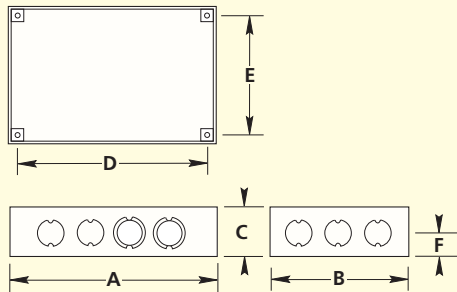
HEAVY GAUGE



A	B	C	D	E	LIST No
76	76	51	65	65	AB501
89	51	38	78	40	AB502
100	100	50	88	88	AB507
152	76	51	14	165	AB511
152	152	76	141	41	AB517

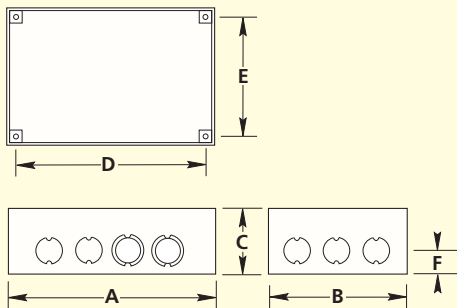
Thickness 2mm.

STANDARD GAUGE



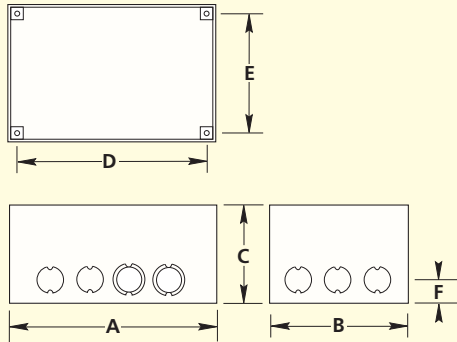
A	B	C	D	E	F	LIST No
37.5mm DEPTH						
75	75	37.5	65	65	16.5	AB550
100	100	37.5	90	90	16.5	AB556

50mm DEPTH



75	75	50	65	65	16.5	AB551
100	100	50	90	90	16.5	AB557
150	75	50	140	65	16.5	AB561
150	100	50	140	90	16.5	AB563
150	150	50	140	140	16.5	AB566
225	75	50	215	65	21	AB571
225	150	50	215	140	21	AB573

Technical Data



APPROXIMATE DIMENSIONS (mm)

APPLEBY STEEL ADAPTABLE BOXES

STANDARD GAUGE

	A	B	C	D	E	F	List No
75mm DEPTH							
	75	75	75	65	65	16.5	AB553
	100	100	75	90	90	16.5	AB558
	150	75	75	140	65	16.5	AB562
	150	100	75	140	90	16.5	AB564
	150	150	75	140	140	16.5	AB567
	225	225	75	215	215	21	AB579
	300	150	75	290	140	21	AB582
	300	300	75	290	290	21	AB589
100mm DEPTH							
	100	100	100	90	90	16.5	AB559
	150	100	100	140	90	16.5	AB595
	150	150	100	140	140	16.5	AB569
	225	150	100	215	140	21	AB576
	225	225	100	215	215	21	AB580
	300	225	100	290	215	21	AB587
	300	300	100	290	290	21	AB590
150mm DEPTH							
	300	300	150	290	290	21	AB591

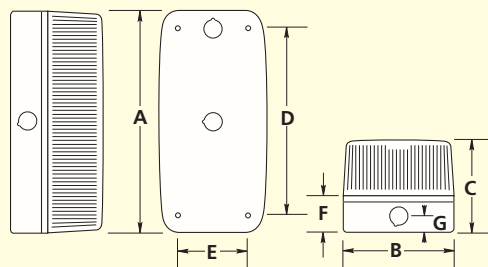
Thickness 1.4mm.

KNOCKOUTS

Size	Left Side	Right Side	Top	Bottom
75 x 75mm	2 x 20mm	2 x 20mm	2 x 20mm	2 x 20mm
100 x 100mm	3 x 20mm	3 x 20mm	2 x 20mm	2 x 20mm
150 x 75mm	4 x 20mm	4 x 20mm	2 x 20mm	2 x 20mm
150 x 100mm	4 x 20mm	4 x 20mm	3 x 20mm	3 x 20mm
150 x 150mm	4 x 20mm	4 x 20mm	4 x 20mm	4 x 20mm
225 x 75mm	5 x 20mm	5 x 20mm	2 x 20mm	2 x 20mm
225 x 150mm	5 x 20mm	5 x 20mm	3 x 20mm	3 x 20mm
225 x 225mm	5 x 20mm	5 x 20mm	5 x 20mm	5 x 20mm
300 x 150mm	7 x 20mm	7 x 20mm	3 x 20mm	3 x 20mm
300 x 225mm	7 x 20mm	7 x 20mm	5 x 20mm	5 x 20mm
300 x 300mm	7 x 20mm	7 x 20mm	7 x 20mm	7 x 20mm

TUNGSTEN LUMINAIRES

1000 RANGE TUNGSTEN BULKHEAD



Max lamp rating	100 watt	
Number of lamps	1	
Max current	240V = 0.416A; 110V = 0.9A	
Luminaire tested to	BS EN 60598	
Glow wire test	IEC 695-2-1 at 850°C (diffuser)	
Max and min temp	-20°C +25°C	
Weight	Glass = 1.48kg;	Polycarbonate = 0.60kg
LOR	Glass = 0.64;	Polycarbonate = 0.55
DLOR	Glass = 0.57;	Polycarbonate = 0.46
ULOR	Glass = 0.07;	Polycarbonate = 0.09
SHR nom	Glass = 1.50;	Polycarbonate = 1.75
SHR max	Glass = 1.54;	Polycarbonate = 1.82
BZ class	Glass = 7;	Polycarbonate = 7

APPROXIMATE DIMENSIONS (mm)

A	B	C	D	E	F	G
242	121	99	201	75.5	40	16

HOME

1 Contract Terms Quotations & Orders

1.1 Unless other terms and conditions are expressly accepted by Electrium by means of a specific written amendment hereto signed by Electrium or a Director of Electrium the contract will be on the terms and conditions set out below ("the Contract Terms") to the exclusion of any other terms and conditions (except those implied in favour of a seller which are not inconsistent with the Contract Terms) whether or not the same are endorsed upon, delivered with or referred to in any purchase order or other document delivered or sent by the Customer to Electrium or by Electrium to the Buyer reference made by Electrium to the Customer's order, specification or like document will not be deemed to imply that any terms or conditions endorsed upon, delivered with or referred to in such order, specification or like document will have effect to the exclusion or amendment of the Contract Terms. No variation, addition or modification of the Contract Terms conditions shall be binding on Electrium unless such variation, addition or modification be agreed to in writing under the signature of a Director of Electrium.

1.2 Any quotation is given on the basis that no contract will come into existence until the Customer places an order pursuant thereto. Any quotation is valid for a period of 30 days only from its date provided that Electrium has not previously withdrawn it.

2 Price

The price of Goods supplied hereunder ("the Goods") is exclusive of VAT or any successor tax thereto unless otherwise agreed in writing. The price for the Goods shall be (unless otherwise agreed by Electrium in writing) the list price of Electrium current at the date of despatch and in the case of an order for delivery by instalments the price payable for each instalment shall be Electrium's list price current at the date of despatch for each instalment. All prices are based on standard pack sizes and quantities and Electrium reserves the right to levy an additional charge if such packs must be broken up to fulfil an order. The price of Goods is inclusive of costs of carriage to the Customer's premises in Great Britain and Northern Ireland except on individual orders having a net value calculated by reference to the Company's most recent price list of less than £200 (excluding VAT) which shall be subject to an additional charge of not less than £15.00 (excluding VAT) to cover carriage and packing. The price of Goods is based on the costs of materials, labour, sub-contractors, transport, taxes, duties and currency exchange rates ruling at the date of the quotation. Electrium reserves the right to amend the contract price to take account of any variations in these costs or the imposition of any new taxes or duties occurring from whatever cause before delivery of the Goods.

3 Payment

The due date for payment shall be the last day of the month following the month of despatch of Goods supplied by Electrium. Payment made before the due date for payment shall be subject to a settlement discount of 2.5%. VAT is calculated on the discounted value of the invoice and is not subject to settlement discount. Interest at an annual rate of 3% per month will accrue daily and be calculated on a daily basis on overdue accounts from the date of invoice until payment. Notwithstanding any Contract Term allowing the Customer credit payment shall become due and payable to Electrium immediately upon the termination of the contract. The Customer shall not be entitled to exercise any right of set-off or lien or any similar right or claim in connection with the Goods or the price payable therefor.

4 Packing Materials

Packing cases and cartons will be provided free of charge by Electrium. All pallets used shall remain at all times the property of Electrium and are to be returned to Electrium on demand in good condition. Electrium reserves the right to alter the method of packing without reference to the Customer.

5 Damage or Loss in Transit

Electrium will not be liable in respect of any damage or discrepancy, shortage or loss in transit or any claim that the Goods delivered do not otherwise comply with the contract unless the Customer shall have informed the Company in writing, telex or facsimile as follows:

- (a) Within three days of delivery in the event of any damage, discrepancy or shortage.
- (b) Within seven days of delivery in the event that the Goods do not comply with the contract.
- (c) Within twenty-one days of receipt of the Company's invoice in the event of non-delivery.

Where the Goods are accepted from the Company's carriers they shall be deemed to have been checked by the Purchaser and accepted unless the delivery receipt is signed and endorsed 'unexamined' and the packing and its contents are retained for later inspection.

6 Delivery

The place of delivery for Goods shall be the Customer's premises or as otherwise agreed by Electrium in writing. The time of delivery will be as agreed between the parties or if no such agreement has been reached will be within a reasonable time and the Company will be entitled to make delivery by instalments. In no circumstances will Electrium be liable for loss or damage of any kind whatsoever caused directly or indirectly by any delay in the delivery of Goods, nor unless such delay exceeds 180 days will any delay entitle the Customer to terminate or rescind the contract. Notwithstanding any other Contract Term, risk in the Goods shall pass to the Buyer when the Goods are delivered to the Customer or its agent.

7 Title of Goods

Until Electrium has been paid in full for the Goods comprised in this and/or any other contract between the Customer and Electrium, the Customer shall hold the Goods in a fiduciary capacity as bailee for Electrium and:

- (i) the title to, ownership of, and the property in, the Goods shall remain vested in Electrium (notwithstanding delivery of the same and parting of the risk therein to the Customer) until payment in full for all Goods comprised in this and every other contract between Electrium and the Customer has been received by Electrium.
- (ii) The Customer shall be in possession of the Goods as Electrium's bailee. If so required the Customer shall store the Goods for Electrium without charge to Electrium separate from any goods which are the property of the Customer and/or any third party and ensure that they are clearly marked and identified as belonging to Electrium.
- (iii) Electrium reserves the right to require the Customer to return the Goods and may recover and sell the same at any time. For that purpose Electrium's servants and agents together with all necessary and appropriate transport shall be entitled to unrestricted access to the Customer's premises and any other location where the Goods are situated to take possession of the Goods and, if necessary,

dismantle the Goods from any article or articles to which they may have been attached and to remove the Goods from the Customer's premises.

- (iv) Prior to the property in the Goods passing to the Customer Electrium permits the Customer to deliver the Goods to a third party pursuant to a bona fide and arms-length agreement to re-sell the Goods and allows the Customer to convert or incorporate the Goods into or mix the Goods with other goods but such liberty will cease upon the termination of the contract.
- (v) Where Electrium is unable to determine whether any goods are Electrium's Goods the Customer shall be deemed to have sold all goods of the kind sold by Electrium to the Customer in the order in which they were invoiced to the Customer.

8 Descriptive Matter

Descriptive matter, illustrations, dimensions and weights issued by Electrium are to be regarded as being for guidance only and cannot be held as binding in any way. In pursuance of Electrium's policy of product improvement Electrium reserves the right to alter patterns and designs without prior notice.

9 Guarantee

Electrium will make good by replacement (or its option by repair) defects which under proper use appear in the Goods within a period of twelve calendar months after the Goods have been despatched, and which arise solely from faulty design, materials or workmanship provided always that defective Goods have been returned to Electrium and Electrium was notified of the defect or suspected defect immediately the same became known to the Customer. The cost of carriage on such returned Goods and the cost of re-delivery of the repaired or new Goods to be borne by Electrium. Save for the Electrium's control equipment which has been correctly repaired or modified by the use of standard parts supplied by Electrium for such purpose, Electrium excludes all liability in respect of any Goods which have been re-finished and dismantled or altered in any way or if the Goods were improperly installed or connected or if the Customer fails to observe or perform the requirements of any maintenance procedures relating to the Goods. Any Goods replaced will belong to Electrium. Any repaired or replacement Goods will be guaranteed on these terms for the unexpired portion of the twelve month period. In addition, the obligations of Electrium under this condition will not apply if the Customer is in breach of this or any other contract with Electrium. Subject to this condition, all conditions, warranties and representations, whether express or implied (by statute or otherwise) relating to the Goods are hereby excluded insofar as the same can be excluded without such exclusion being void or unenforceable.

Electrium will be under no liability under the contract for any personal injury, death, loss or damage of any kind whatsoever (other than death or personal injury resulting from Electrium's negligence) whether consequential or otherwise including but not limited to loss of profits and Electrium hereby excludes all conditions, warranties and stipulations express or implied, statutory, customary or otherwise which but for such exclusion would or might subsist in favour of the Customer except that such exclusion will not apply to any implied condition that Electrium has or will have the right to sell the Goods when the property is to pass; or when Electrium deals as a consumer (as defined in section 12 of the Unfair Contract Terms Act 1977), any implied term relating to the conformity of the Goods with their description or sample or as to their quality or fitness for a particular purpose. In no circumstances will Electrium or its employees, agents or sub-contractors be liable for any loss or damage of any kind whatsoever (other than death or personal injury resulting from Electrium's negligence) whether consequential or otherwise caused directly or indirectly by any negligence or other tortious act or breach of statutory duty on the part of Electrium or on the part of any of its employees, agents or sub-contractors in connection with or arising out of the manufacture or supply of the Goods or in connection with any statement given or made (or advice not given or made) by or on behalf of Electrium.

10 Patents

Electrium will indemnify the Customer against any claim of infringement of letters patent, registered design, trademark or copyright (existing at the date of the contract) arising from the use or sale of any article or materials supplied by Electrium to the Customer and against all costs and damages which the Customer may incur in any action for such infringement or for which the Customer may become liable in any such action provided always that this indemnity shall not apply to any infringement which arises in connection with any design or instruction issued or given by the Customer to Electrium or to the use of such article or material in a manner or for a purpose outside the UK or to any infringement which is due to the use of such article or material in association or combination with any other article or material not supplied by Electrium and provided also that this indemnity is conditional on the Customer making no admission in respect of such alleged infringement and giving Electrium the earliest possible notice in writing of any claim being made or action threatened or brought against the Customer and on the Customer permitting Electrium at Electrium's expense to conduct any litigation that may ensue and all negotiations for the settlement of a claim.

The Customer warrants that any design or instruction issued or given by the Customer shall not be such as will cause Electrium to infringe any letters patent, registered design, trademark or copyright in the execution of the Customer's order and the Customer agrees to indemnify and keep Electrium indemnified against all liability in the event that such warrant is found to be untrue, misleading or breached.

11 Advice

Advice which Electrium or its agents may give to the Customer shall be given in good faith but Electrium shall not be liable for any loss or damage arising directly or indirectly therefrom or attributable thereto unless contained in any written representation or statement issued directly by Electrium.

12 Safety

The Customer shall ensure that any modifications whatsoever made to the Goods supplied hereunder comply with the requirements of any applicable Safety Regulations. Plugs supplied hereunder shall be so connected as to ensure that they are safe and in full compliance with any applicable Safety Regulations. The Customer shall ensure that any kits supplied hereunder are so assembled as to ensure that the assembled product is safe and complies with the requirements of any applicable Safety Regulations. Without prejudice to the above provisions, where Electrium provides the Customer with information about the use for which Goods are designed and have been tested and about any conditions to ensure that when put to that use they would be safe and without risk to health, the Customer shall use the Goods accordingly and comply with the said conditions. To be properly used the Goods shall be selected, installed, commissioned and maintained in accordance with good engineering practice and under the supervision of suitably qualified personnel.

13 Statutory and other Regulations

If the cost to Electrium of performing its obligations under any contract shall be increased or reduced by reason of making or amendment after the date of its quotation of any law or of any other order, regulation or bye-law having the force of law that shall affect the performance of Electrium's contractual obligations, the amount of such increase or reduction shall be added to or deducted from the contract price as the case may be.

14 Cancellation

If the Customer cancels, extends or delays or purports to cancel, extend or delay the contract or part thereof, or fails to take delivery of any Goods at the time agreed (if any) or if no time is agreed within a reasonable time, then the Customer will be liable (without prejudice to any other rights of Electrium to claim damages) to indemnify and keep indemnified Electrium against any resulting loss, damage or expense incurred by Electrium in connection with the supply or non-supply of the Goods including the cost of any material, used or intended to be used therefor and the cost of labour and other overheads including a percentage in respect of profit. If Electrium is unable (whether temporarily or permanently) to procure any services or goods necessary to enable it to supply the Goods or if the supply of the Goods is prevented or hindered by reason of any cause beyond Electrium's reasonable control which for the avoidance of doubt and without prejudice to the generality of the foregoing shall include governmental action, war, riot, civil commotion, fire, flood, epidemic, labour disputes including labour disputes involving the work force or any part thereof of Electrium, restraints or delays affecting shipping or carriers, currency restrictions and Act of God, Electrium may cancel the contract by notice in writing to the Customer so far as it relates to Goods not then supplied or work not then done and such cancellation shall not give rise to any claims by the Customer provided that the Customer shall remain liable to pay for Goods delivered prior to the date of such cancellation.

15 General

- (a) The headings herein are inserted for convenience only and shall not affect the interpretation of the Contract Terms.
- (b) Should any clause contained in the Contract Terms be held to be invalid such invalidity will not affect the validity of the remaining clauses.
- (c) Any dispute arising out of this contract or the Contract Terms shall be referred in writing to an independent arbitrator who shall be appointed by agreement between Electrium and the Customer or in default of agreement by the President for the time being of the Institute of Electrical Engineers whose decision shall be binding on both parties.
- (d) The formation, interpretation and operation of the contract will be subject to English Law and the Customer submits himself to the non-exclusive jurisdiction of the English Courts.
- (e) Electrium will be entitled to assign sub-contract or sub-let the contract or any part thereof.
- (f) Failure by Electrium to enforce any of the Contract Terms will not be construed as a waiver of any of its rights hereunder.

EXPORT

All Contract Terms set out above apply to overseas transactions (ie sales outside the United Kingdom), where appropriate, except the following:

- 1.2 Any quotation is given on the basis that no contract will come into existence until Electrium despatches an acknowledgement of order to the Customer. Any quotation is valid for a period of 30 days only from its date provided that Electrium has not previously withdrawn it.

2 Price

The price of Goods includes the cost of packing for shipment FOB British Port or Airport except that orders having a net value of £500 and below shall be subject to an additional charge to cover packing and carriage. No allowance will be made in lieu of transportation if the Customer accepts delivery at the factory, container depot or at any other inland destination or provides his own transportation or where packing of a lesser standard is required.

3 Payment

First orders from overseas Customers should be accompanied by bank references to enable payment terms to be agreed. Unless otherwise agreed in writing, payment is due on delivery. Goods shall be deemed to have been delivered when the invoice has been presented in the United Kingdom accompanied by the appropriate documents of title.

16 Others

The Goods will be sold FOB British Port or Airport and the Seller will be under no obligation to give the Buyer notice as specified in Section 32(3) of the Sale of Goods Act 1979. CIF or C & F arrangements can be made if requested by the Customer; at cost, and Electrium will, on receipt of Customer's indemnity, take all reasonable steps to recover from the Underwriters any loss or damage for which they may be liable. The Customer shall be solely responsible for complying with all legislation and regulations governing the importation of the Goods into the country of destination including import and export licences and the payment of duties thereon including but not limited to customs duties and VAT. The Customer shall indemnify Electrium against all costs claims and demands arising out of any breach by the Customer of this Agreement.

CONDITIONS OF USE

The products listed in this publication should be installed by suitably qualified personnel in accordance with the requirements of relevant legislation, regulations (including the IEE Wiring Regulations) and the accepted practice in the industry. Any further information which may be required about the use for which any specific product has been designed and tested, or about conditions of use, is available on request. In pursuance of our policy of continuing product improvement, equipment described in this publication is subject to change without notification.

electrium



ELECTRIUM SALES LIMITED

Commercial Centre, Lakeside Plaza, Walkmill Lane,
Bridgtown, Cannock WS11 0XE.

eMail: info@electrium.co.uk Web: www.electrium.co.uk

UK SALES

Telephone: 01543 455030 Facsimile: 01543 455031 eMail: appleby.sales@electrium.co.uk

TECHNICAL

Telephone: 01543 438330 Facsimile: 01543 438321 eMail: appleby.technical@electrium.co.uk

EXPORT SALES

Telephone: +44 1543 455049 Facsimile: +44 1543 455048 eMail: export@electrium.co.uk

DUBAI OFFICE

Telephone: +971 4 3660395 Facsimile: +971 4 3660019

DUBLIN OFFICE

Telephone: +353 1 4513303 Facsimile: +353 1 451242

Although every effort has been made to ensure accuracy in the compilation of the technical detail within this publication, specifications and performance data are constantly changing. Latest details can be obtained from Appleby.

Publication No. AP2009 03/07

Printed in England.