

MAXXIS®

TIRES

2020 BICYCLE CATALOG



MAXXIS®

At Maxxis we strive to provide the highest quality products and customer service with the goal of creating lifelong Maxxis customers.

From design to production, from the factory floor to your favorite road or trail, Maxxis products lead the way in technological advances. For bicycle, automotive, light truck, ATV, motorcycle, kart, trailer and lawn & garden, Maxxis provides the quality customers have come to depend on.

Total customer satisfaction has been Maxxis' guiding purpose since 1967. Working toward this goal has built Maxxis into the successful, worldwide company it is today. Champions around the world choose Maxxis because they know that our extensive product research, unique designs and rigorous testing standards produce tires that will elevate riders to the next level.

For more information on the entire Maxxis product line, visit us at maxxis.com.



Maxxis makes every effort to ensure the accuracy of the information we publish. Maxxis is not responsible for errors or misprints in our materials. Specifications and item availability are subject to change without notice. Actual weights and measurements may vary from those published herein. Weights are listed in grams. ©2019 Maxxis International. All rights reserved.



CONTENTS	
CONSTRUCTION	
BASIC	06
WIDE TRAIL	06
PROTECTION	
SILKSHIELD	08
K2	08
MAXXSHIELD	08
SILKWORM	08
EXO	08
EXO+	08
BUTYL INSERT	09
DOUBLEDOWN	09
COMPOUNDS	
SINGLE	10
DUAL	10
SUPER TACKY	10
HYPR COMPOUND	10
3C TRIPLE COMPOUND MTB	10
ROAD	
HIGH ROAD	12
PURSUER (NEW)	14
RE-FUSE	15
CYCLOCROSS	
SPEED TERRANE	18
ALL TERRANE	18
GRAVEL/ADVENTURE	
VELOCITA	20
RE-FUSE	21
RAMBLER	22
RAVAGER	22
HYBRID	
DTR-1 (NEW)	24
ROAMER	24
RE-VOLT	25
TERRAIN GUIDES	
MOUNTAIN / DOWNHILL	26
FAT/PLUS	26
MOUNTAIN	
REKON RACE	27
ASPEN	28
CROSSMARK II	28
IKON	29
ARDENT RACE	31

ARDENT	31
REKON	31
FOREKASTER	31
MINION SS	32
AGGRESSOR	32
DISSECTOR (NEW)	34
MINION DHF	36
MINION DHR II	36
ASSEGAI	37
HIGH ROLLER II	38
SHORTY	39
DOWNHILL	
DISSECTOR (NEW)	41
MINION DHF	41
MINION DHR II	41
ASSEGAI	44
HIGH ROLLER II	44
SHORTY	45
WETSCREAM	45
FAT/PLUS	
REKON+	46
MINION DHF	47
MINION DHR II	47
HIGH ROLLER II	48
MINION FBF	49
MINION FBR	49
URBAN/BMX	
DTH	50
TORCH	51
RELIX	51
GRIFTER	54
HOOKWORM	55
HOLY ROLLER	55
MODIFIED TRIALS	
CREEPY CRAWLER F	55
CREEPY CRAWLER R	55
INNER TUBES	
FLYWEIGHT	56
ULTRALIGHT	56
WELTERWEIGHT	56
FREERIDE	56
FAT/PLUS BIKE	56
DOWNHILL	56
QUICK REFERENCE	60-73
TIRE SAFETY	75

PHOTOGRAPHY:

Noa Arnon
Greg Beadle
Bettini Photo
Boris Beyer
Caroline Buchanan
Bruce Buckley
Michael Cerveny
Aaron Chamberlain
Jonathan Devich
TJ Kearns
Gastav Klotz
Meg McMahon
Ross Monckton
Danny Munson
Nick Muzik
Rained Upon Media
Cedric De Rodot
Brice Shirbach
Joel Sunderland
J Vargus
Cor Vos
Kenny When
Jeff Zielinski



BASIC TIRE CONSTRUCTION



WIDE TRAIL CONSTRUCTION



TIRE BEAD

The function of the bead is to keep the tire in contact with the rim while the tire is inflated.

WIRE BEAD

A rigid metal wire is utilized as bead material in applications where ultimate strength is needed and transportability is not a factor.

FOLDABLE BEAD

Foldable beads also keep the tire secured to the rim but are lighter weight and easily transported. The bead is made of spun aramid fibers.

CARBON FIBER BEAD

A flexible material with greater strength to withstand the forces exerted by a high-pressure road tire.

CASING

SINGLE-PLY CASING

One layer of nylon wrapped from bead-to-bead. A single-ply casing conforms well to the terrain and is lighter weight.

DUAL-PLY CASING

Two layers of casing material are used from bead-to-bead, providing additional protection and sidewall stiffness for enduro and downhill applications.

THREADS PER INCH (TPI)

The number of threads that cross through one square inch of a single ply of the tire's casing. Lower TPI gives better puncture, cut and abrasion resistance but is heavier. Higher TPI conforms better to the terrain, offering a smoother, more comfortable ride while reducing the weight of the tire.

Maxxis TPI ratings are the threads-per-inch of a single layer of casing, as compared to some competitor TPI ratings.



Wide Trail (WT) construction optimizes the tire's tread layout and profile on today's modern, wider rims. Traditional tires are designed around older, narrower rims and can create an overly square tire profile, leading to less than optimal performance. WT tires are optimized for a 35mm inner rim width, but are proven to work over a range of 30-35mm inner rim widths, depending on the rider's preference. All Maxxis tires 2.40" and up are considered WT.

RECOMMENDED RIM WIDTH TO TIRE SIZE

Pairing your preferred tire with the appropriate rim width is crucial for optimal performance. Here are our basic recommendations for our mountain tires.

INTENDED USE	TIRE WIDTH	INNER RIM WIDTH
XC RACING	2.00"-2.20" tire	20-25mm
LIGHT TRAIL	2.20"-2.40"	25-30mm
AM/ENDURO	2.30"-2.50" 2.60"	28-35mm 35-40mm
PLUS	2.80"-3.00"	40-45mm
FAT	3.80"-4.00" 4.80"	70-80mm 90-100mm

TUBELESS READY

Tubeless tires provide the rider with many benefits: the ability to run lower air pressures, which improves traction; lower rolling resistance when compared to a tube-type tire; and less chance of flattening because there is no tube. Liquid sealants should only be used in the following types of tires: tubeless road, tubular, and tubeless ready. The use of liquid sealants in any other Maxxis tire will void the warranty.

TUBULAR

A traditional tire construction in which the tire casing is sewn or wrapped around an inner tube. These types of tires must be glued or taped onto tubular-specific rims.



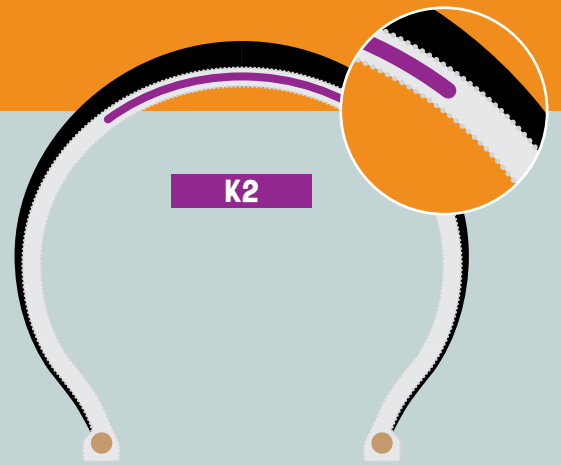
CONSTRUCTION





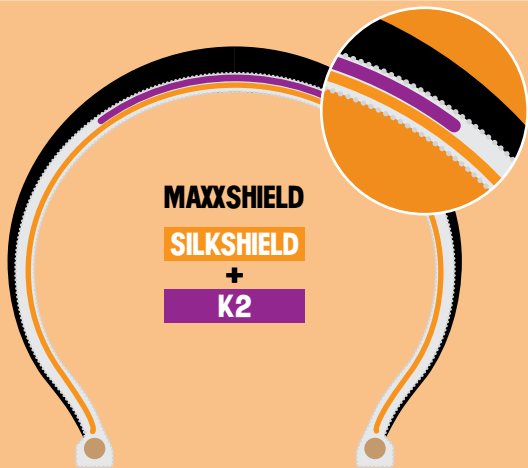
SILKSHIELD

SilkShield offers protection from bead-to-bead whereas Silkworm is found only under the tread. SilkShield provides an additional level of protection for sidewalls as well as under the tread.



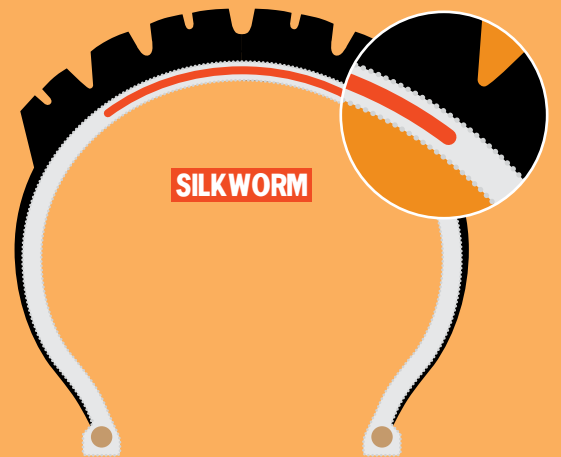
K2

Available in select tires, K2 is a Maxxis-exclusive fabric that provides excellent puncture protection beneath the tread. The addition of this lightweight and supple material ensures that ride quality and performance remain unsurpassed.




MAXXSHIELD
SILKSHIELD
+
K2

MaxxShield represents the ultimate in flat protection. We begin with our SilkShield bead-to-bead protection and add our K2 layer under the tread for unparalleled durability.



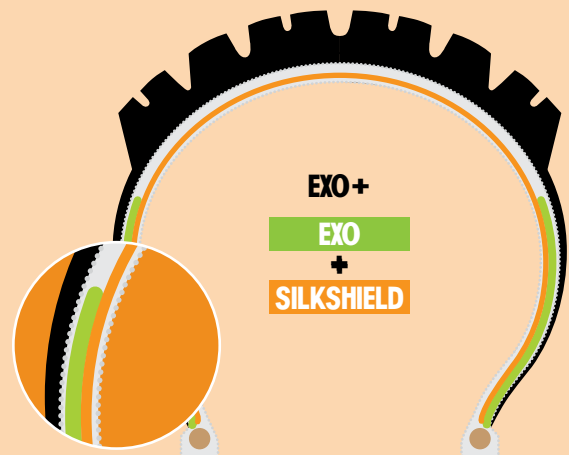
SILKWORM

SilkWorm is an exclusive material incorporated into the casing of select models, increasing puncture and tear resistance. SilkWorm is featured under the tread as a breaker.



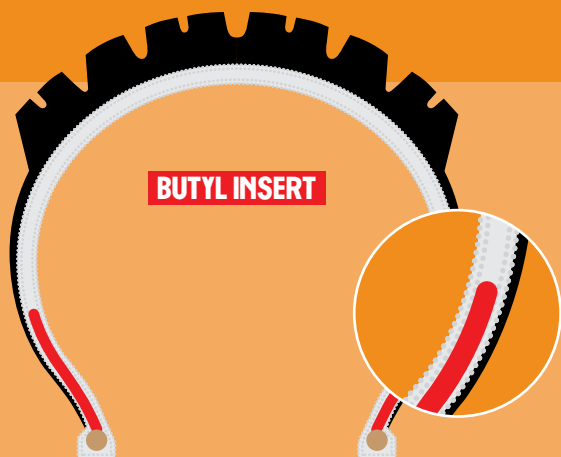
EXO

An extremely cut-resistant and abrasion-resistant material added to the sidewalls of select mountain tires. This densely woven fabric is also lightweight and highly flexible, ensuring that the performance of the tire remains unaffected.

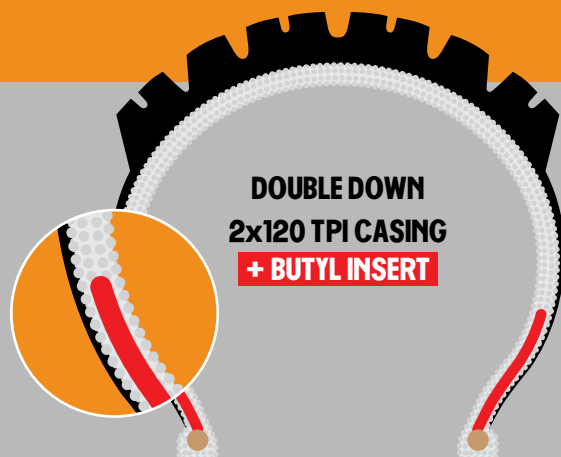


EXO+
EXO
+
SILKSHIELD

EXO+ combines two of our best puncture protection materials: SilkShield and EXO. The SilkShield layer runs from bead-to-bead with a layer of EXO along the sidewalls. Together, they create EXO+, improving tread puncture protection by 27%; sidewall durability by 51%; and resistance to pinch flats by 28%.



An extra piece of butyl rubber that extends from the bead of a downhill tire up into the sidewall. The butyl insert helps prevent pinch flats, protects the rim from hard hits and adds sidewall stability.



DoubleDown (DD) is the next step in the evolution of the dual-ply casing for enduro racing. Two 120 TPI casing layers reinforced with a butyl insert provide the enduro racer with the support and protection of a downhill tire, but in a lighter package.



PROTECTION



RUBBER COMPOUNDS

The most important part of a tire is arguably the rubber compound within the tread. By changing the amounts of various components of the rubber formula, engineers can make two identical looking tires perform completely differently. A list of Maxxis compounds and their distinct characteristics is below.

SINGLE COMPOUND

One compound throughout the tread optimized for longevity and performance.

DUAL COMPOUND

Two compounds used within the tread of select tires to offer lower rolling resistance and increased cornering grip.

SUPER TACKY

A special low-rebound, high-traction compound used in select mountain tires.

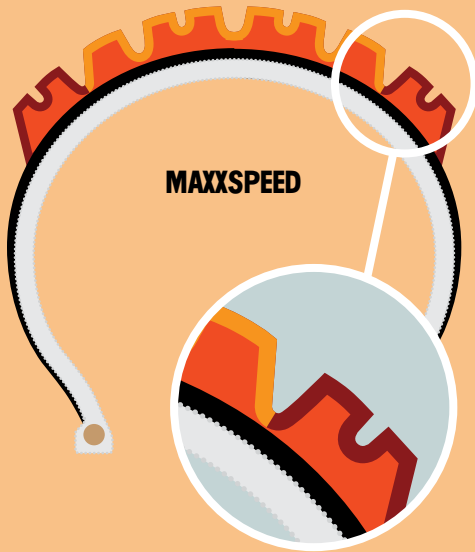
HYPR COMPOUND

HYPR is a full-silica compound and our best-performing compound to date. Compared to our previous road racing compound, HYPR has 16% less rolling resistance with 23% better grip in wet conditions. Impressively, HYPR decreases rolling resistance and increases traction, all while keeping durability equal to our previous rubber compounds.



3C TRIPLE COMPOUND - MOUNTAIN

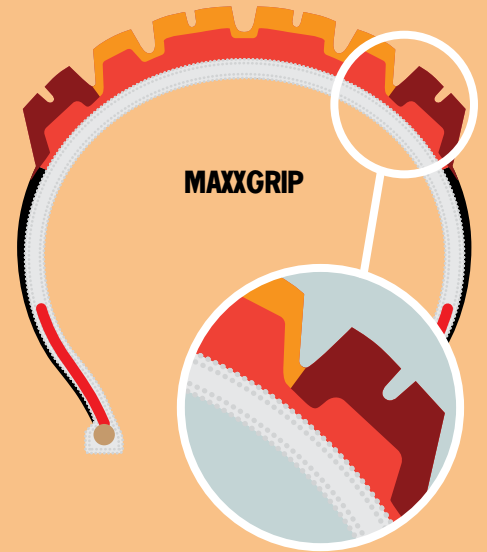
Maxxis 3C Triple Compound mountain technology uses a harder, longer lasting base layer and two progressively softer top layers in order to optimize traction and stability. Maxxis offers three different configurations of our 3C Triple Compound mountain technology: MaxxSpeed, MaxxTerra and MaxxGrip.



MAXXSPEED



MAXXTERRA



MAXXGRIP

Used primarily in cross country tires, the two compounds in the outer layer are specially formulated to reduce rolling resistance and optimize treadwear and traction.

An intermediate compound configuration used in select mountain tires. 3C MaxxTerra is softer and offers more traction than 3C MaxxSpeed, yet provides better treadwear and less rolling resistance than MaxxGrip.

3C MaxxGrip uses the softest rubber compounds to offer the ultimate in grip and slow rebound properties for unparalleled traction in downhill applications.

HARDER BASE LAYER

MEDIUM TOP LAYER

SOFTER SHOULDER LAYER



HIGH ROAD

- ▣ M218
- ▣ PRO LEVEL COMPETITION TIRE
- ▣ TUBULAR, TUBELESS AND CLINCHER OPTIONS
- ▣ HYPR COMPOUND
- ▣ K2 PUNCTURE PROTECTION



COMPOUND	PROTECTION	CONSTRUCTION
HYPR	K2	TUBULAR TUBELESS READY CLINCHER

The High Road is our flagship road tire for elite racers and riders who demand the best equipment. It features: our all-new HYPR compound which decreases rolling resistance while increasing wet traction; a K2 breaker beneath the tread for puncture protection; and a light and supple casing. Now available in tubular, tubeless and clincher versions.

INTENDED USE	RACE	SPORT	TRAIN	PROTECTION



ROAD



PURSUER

NEW

- ▣ M225
- ▣ SPORT LEVEL TIRE
- ▣ 60 TPI CASING
- ▣ LOW ROLLING RESISTANCE/HIGH-MILEAGE COMPOUND



COMPOUND	PROTECTION	CONSTRUCTION
SINGLE	—	CLINCHER

The Pursuer is the newest road clincher in the Maxxis line. Taking what we learned from the development of our HYPR compound, the Pursuer uses an all-new full-silica rubber compound. This new compound decreases rolling resistance while improving tread wear and cornering performance. For logging trouble-free training miles and casual group rides, choose the Pursuer.

INTENDED USE	RACE	SPORT	TRAIN	PROTECTION





RE-FUSE

- M200
- BULLETPROOF TRAINING TIRE
- 60 TPI CASING
- DIAMOND-KNURLED SLICK DESIGN
- MAXXSHIELD PUNCTURE PROTECTION



COMPOUND	PROTECTION	CONSTRUCTION
SINGLE	MAXXSHIELD	CLINCHER



Our most popular training tire, providing excellent training and commuting dependability. The Re-Fuse will rack up plenty of road miles in all riding conditions thanks to its ultra-durable MaxxShield puncture protection.

INTENDED USE	RACE	SPORT	TRAIN	PROTECTION





SPEED TERRANE

- M221
- DRY CONDITIONS TIRE
- FILE TREAD DESIGN OPTIMIZED FOR GRASS AND HARDPACK
- TUBULAR AND TUBELESS OPTIONS



COMPOUND	PROTECTION	CONSTRUCTION
DUAL	EXO	TUBELESS READY TUBULAR

The Speed Terrane features a familiar file tread pattern optimized for early season cyclocross races. Micro-diamond knobs adorn the tread surface to offer blazing speed on hardpack surfaces, while stacked paddle knobs down the middle offer unrivaled climbing and braking traction so you can attack whenever you like. Worry less about your tires and more about the holeshoot!

HARDPACK	LOOSE/HARD	MEDIUM	LOOSE	WET	MUD
----------	------------	--------	-------	-----	-----

ALL TERRANE

- M219
- ALL-CONDITIONS TIRE
- OPEN TREAD TO CLEAR MUD
- TUBULAR AND TUBELESS OPTIONS



COMPOUND	PROTECTION	CONSTRUCTION
DUAL	EXO	TUBELESS READY TUBULAR

The All Terrane is a cyclocross tire that maintains speed and composure over a wide range of race conditions. The knobs are tall enough to dig in when the course gets loose but ramped for speed on harder surfaces. If you have to choose one tire, let the All Terrane lead you to the top step of the podium.

HARDPACK	LOOSE/HARD	MEDIUM	LOOSE	WET	MUD
----------	------------	--------	-------	-----	-----



CYCLOCROSS



GRAVEL ADVENTURE

VELOCITA

- ❑ M2025
- ❑ DIAMOND-KNURLED/FILE TREAD SLICK DESIGN
- ❑ SILKSHIELD AND EXO PROTECTION AVAILABLE
- ❑ TUBELESS READY (TR)



COMPOUND	PROTECTION	CONSTRUCTION
DUAL	SILKSHIELD EXO	TUBELESS READY


The Velocita features a knurled center tread and transitions to a file tread along the edges for confidence in the corners. For riders who want a light, fast-rolling, high-volume slick for their gravel or do-it-all road bike, look no further than the Velocita!

HARDPACK	LOOSE/HARD	MEDIUM	LOOSE	WET	MUD
----------	------------	--------	-------	-----	-----



RE-FUSE

- M200
- DIAMOND-KNURLED SLICK DESIGN
- MAXXSHIELD PUNCTURE PROTECTION
- TUBELESS READY (TR)



COMPOUND	PROTECTION	CONSTRUCTION
SINGLE DUAL	MAXXSHIELD	TUBELESS READY

Our most popular road training tire, modernized for gravel/adventure with tubeless technology and higher volumes for even more reliability and comfort. The familiar diamond tread pattern keeps things rolling smoothly even as the pavement crumbles into gravel and hardpack dirt.

HARDPACK	LOOSE/HARD	MEDIUM	LOOSE	WET	MUD
----------	------------	--------	-------	-----	-----



RAMBLER

- ❑ M2018
- ❑ GRAVEL-SPECIFIC TREAD PATTERN
- ❑ SILKSHIELD AND EXO PROTECTION AVAILABLE
- ❑ TUBELESS READY (TR)



COMPOUND	PROTECTION	CONSTRUCTION
DUAL	SILKSHIELD EXO	TUBELESS READY

With numerous gravel races under its belt and untold miles of backroad adventures, the Rambler is our most popular gravel offering. Tightly-packed center knobs are ramped for rolling efficiency on hardpack roads, and spaced-out side knobs provide predictable cornering in varied terrain.

HARDPACK	LOOSE/HARD	MEDIUM	LOOSE	WET	MUD
----------	------------	--------	-------	-----	-----

RAVAGER


- ❑ M2020
- ❑ AGGRESSIVE GRAVEL TIRE FOR OFF-ROAD TOURING
- ❑ SILKSHIELD AND EXO PROTECTION AVAILABLE
- ❑ TUBELESS READY (TR)



COMPOUND	PROTECTION	CONSTRUCTION
DUAL	SILKSHIELD EXO	TUBELESS READY

The Ravager is a gravel tire for riders willing to brave loose terrain with only their drop bars and skinny rubber. While other tires are designed to let you ride beyond the end of the road, the Ravager opens up new line choices, camping spots, and epic adventures where no road ever existed.

HARDPACK	LOOSE/HARD	MEDIUM	LOOSE	WET	MUD
----------	------------	--------	-------	-----	-----





DTR-1

NEW

ROAMER

- M7302
- HIGH-VOLUME COMMUTER TIRE
- DUAL-COMPOUND



- M2016
- GROOVED SLICK DESIGN
- SILKSHIELD PUNCTURE PROTECTION
- CERTIFICATION FOR EBIKES



COMPOUND	PROTECTION	CONSTRUCTION
DUAL	—	—

Inspired by our dirt track racing tire from our motorcycle division, the Maxxis DTR-1 is sure to up the cool factor on your townie bike. Featuring a high-volume, durable, 60 TPI casing and dual-compound rubber, the DTR-1 will get you where you're going and look good doing it.

PROTECTION ■ ■ ■ ■



COMPOUND	PROTECTION	CONSTRUCTION
DUAL	SILKSHIELD/EBIKE	—

The Roamer is ready for anything from your daily commute or a trip to the store to a long weekend of touring the backroads. The slick center rolls fast, and the leaf-like tread on the shoulders provides extra cornering traction. To ensure lots of trouble-free miles, the Roamer uses a high-mileage rubber compound along with a 60 TPI casing with various puncture protection options.

PROTECTION ■ ■ ■ ■



HYBRID



RE-VOLT

- M2021
- EBIKE TREKKING TIRE
- SILKSHIELD PUNCTURE PROTECTION
- LONG-WEARING 3MM TREAD THICKNESS



COMPOUND	PROTECTION	CONSTRUCTION
DUAL	SILKSHIELD/ EBIKE	—

The Re-Volt was designed from the ground up for the growing eBike market. A smooth center tread maximizes battery life, and the high-volume casing ensures a comfortable ride. The reinforced construction increases the tire's cargo capacity for all the groceries or adventure supplies you could ever need, and the shoulder tread features a dependable knurled pattern for grip in debris-filled corners.

PROTECTION ■ ■ ■ ■

MOUNTAIN/DOWNHILL								
MODEL	HARDBACK	LOOSE OVER HARD	MEDIUM	LOOSE	WET	MUD	CORNERING CONTROL	ROLLING EFFICIENCY
REKON RACE								
ASPEN								
CROSSMARK II								
IKON								
ARDENT RACE								
ARDENT								
REKON								
FOREKASTER								
MINION SS								
AGGRESSOR								
DISSECTOR								
MINION DHF								
MINION DHR II								
ASSEGAI								
HIGH ROLLER II								
SHORTY								
WETSCREAM								
FAT/PLUS								
REKON+								
MINION DHF								
MINION DHR II								
HIGH ROLLER II								
MINION FBF								
MINION FBR								

MOUNTAIN



REKON RACE

- M355
- SEMI-SLICK XC RACE TIRE
- EXO PROTECTION AVAILABLE
- TUBELESS READY (TR)



COMPOUND	PROTECTION	CONSTRUCTION
DUAL	EXO	TUBELESS READY

The latest in our long line of World Cup-winning XC tires is the Rekon Race. This semi-slick tire borrows its tread design from the trail version of the Rekon, but with smaller and shorter knobs. Use it as a rear tire paired with a more aggressive front tread, or front and rear for short track racing.

HARDBACK	LOOSE/HARD	MEDIUM	LOOSE	WET	MUD
----------	------------	--------	-------	-----	-----

ASPEN

- ▣ M316
- ▣ LOW-PROFILE XC RACE TIRE
- ▣ EXO PROTECTION AVAILABLE
- ▣ TUBELESS READY (TR)



COMPOUND	PROTECTION	CONSTRUCTION
DUAL	EXO	TUBELESS READY

The Aspen pushes the limits of a lightweight XC tire. It's designed to have minimal rolling resistance with a high-volume casing to smooth out the roughest roots and rocks. A dual compound gives optimal traction in corners and speed on the straights. If crossing the finish line first is your top priority, the Aspen is for you.

HARDPACK	LOOSE/HARD	MEDIUM	LOOSE	WET	MUD
----------	------------	--------	-------	-----	-----

CROSSMARK II

- ▣ M344
- ▣ TIGHTLY PACKED CENTER KNOBS FOR SPEED
- ▣ EXO PROTECTION AVAILABLE
- ▣ TUBELESS READY (TR)



COMPOUND	PROTECTION	CONSTRUCTION
DUAL	EXO	TUBELESS READY

The Crossmark II retains the speed of its predecessor while improving grip in intermediate conditions. Its legendary center ridge still flies on hardpack, but the updated tread pattern provides better braking and cornering over a wider range of trail conditions.

HARDPACK	LOOSE/HARD	MEDIUM	LOOSE	WET	MUD
----------	------------	--------	-------	-----	-----





IKON

- ▣ M319
- ▣ HIGH-VOLUME, LIGHTWEIGHT RACE TIRE
- ▣ MULTIPLE CASING AND COMPOUND OPTIONS
- ▣ TUBELESS READY (TR)



COMPOUND	PROTECTION	CONSTRUCTION
DUAL 3C MAXXSPEED	SILKSHIELD/EBIKE EXO	TUBELESS READY

For all-around XC performance in a broad range of conditions, it's hard to top the Ikon. With a high-volume casing and fast-rolling tread design, the Ikon offers comfort and predictable traction. As its name suggests, the Ikon stands above the competition.

HARDBACK	LOOSE/HARD	MEDIUM	LOOSE	WET	MUD
----------	------------	--------	-------	-----	-----



ARDENT RACE

- M329
- IDEAL FOR TECHNICAL XC/MARATHON RACE COURSES
- 3C MAXXSPEED AVAILABLE
- TUBELESS READY (TR)



COMPOUND	PROTECTION	CONSTRUCTION
DUAL 3X MAXXSPEED	EXO	TUBELESS READY

The Ardent Race is ideally suited for technical XC race courses and endurance/marathon events. With its medium-height tread, the Ardent Race bridges the gap between the XC-oriented Ikon and the trail-oriented Ardent. Ramped center knobs reduce rolling resistance, and stepped side knobs provide great biting traction in corners.

HARDPACK	LOOSE/HARD	MEDIUM	LOOSE	WET	MUD
----------	------------	--------	-------	-----	-----

ARDENT

- M315/M332
- LIGHT-DUTY TRAIL TIRE
- AGGRESSIVE TREAD DESIGN
- TUBELESS READY (TR)



COMPOUND	PROTECTION	CONSTRUCTION
SINGLE DUAL	SILKSHIELD/EBIKE EXO	TUBELESS READY

With an aggressive tread on a high-volume casing, the Ardent was designed with great traction in mind. The Ardent doesn't forget the racer, with large block-style side knobs offering numerous edges for high-speed cornering. Available in a wide variety of sizes, the Ardent captures every trail rider's needs.

HARDPACK	LOOSE/HARD	MEDIUM	LOOSE	WET	MUD
----------	------------	--------	-------	-----	-----

REKON

- M349
- TECHNICAL XC/LIGHT-DUTY TRAIL TIRE
- MULTIPLE CASING AND COMPOUND OPTIONS
- TUBELESS READY (TR)



COMPOUND	PROTECTION	CONSTRUCTION
DUAL 3C MAXXSPEED 3C MAXXTERRA	EXO EXO+	TUBELESS READY

The Rekon is an aggressive trail tire for intermediate and technical terrain. Wide knobs down the middle provide control under braking, and L-shaped side knobs assure support when carving loose turns. With confidence like this, the Rekon lets you ride more and scout less.

HARDPACK	LOOSE/HARD	MEDIUM	LOOSE	WET	MUD
----------	------------	--------	-------	-----	-----

FOREKASTER

- M348
- TECHNICAL XC/LIGHT-DUTY TRAIL TIRE
- OPTIMIZED FOR LOOSE OR WET CONDITIONS
- TUBELESS READY (TR)



COMPOUND	PROTECTION	CONSTRUCTION
DUAL 3C MAXXSPEED	EXO	TUBELESS READY

The Forekaster is the perfect tire to mount up during the shoulder seasons when conditions are unpredictable. Mid-height tread blocks are widely-spaced to allow penetration through loose trail conditions and better mud-clearing compared to other race tires. Wide, cupped knobs down the middle provide excellent braking on the slopiest singletrack. Forget about the weather and focus on the ride with the Forekaster.

HARDPACK	LOOSE/HARD	MEDIUM	LOOSE	WET	MUD
----------	------------	--------	-------	-----	-----

MINION SS

- M342
- SEMI-SLICK CENTER WITH MINION CORNERING KNOBS
- TUBELESS READY (TR)
- DOUBLEDOWN (DD) CASING AVAILABLE



COMPOUND	PROTECTION	CONSTRUCTION
DUAL	SILKWORM EXO DOUBLEDOWN	TUBELESS READY

The Minion SS combines a fast-rolling XC tire and a grippy DH tire by including a cluster of short, ramped knobs, flanked by the much-loved Minion side knobs. This combination creates a fast-rolling tire with a square profile that hooks up in loose terrain. Choose the Minion SS as a rear tire for an edge in dry conditions.

HARDPACK	LOOSE/HARD	MEDIUM	LOOSE	WET	MUD
----------	------------	--------	-------	-----	-----

AGGRESSOR

- M343
- EXCELLENT DRY PERFORMANCE
- TUBELESS READY (TR)
- DOUBLEDOWN (DD) CASING AVAILABLE



COMPOUND	PROTECTION	CONSTRUCTION
DUAL	EXO DOUBLEDOWN	TUBELESS READY

The Aggressor is designed for high-speed, modern mountain bike trails. Advanced knob shaping creates extra gripping edges and reinforced side knobs offer enhanced stability when cornering at speed. An excellent choice for dry, rocky trails where rolling speed takes precedence.

HARDPACK	LOOSE/HARD	MEDIUM	LOOSE	WET	MUD
----------	------------	--------	-------	-----	-----





DISSECTOR

NEW

- M357
- TROY BROSINAN SIGNATURE TIRE
- IDEAL FOR DRY, FAST TRAILS
- TUBELESS READY (TR)



COMPOUND	PROTECTION	CONSTRUCTION
3C MAXXTERRA	EXO	TUBELESS READY

Designed in conjunction with Aussie DH racer Troy Brosnan, the Dissector seeks to minimize drag while retaining cornering control. This versatile tire can be used as a front, a pair, or as a rear depending on trail conditions.

HARDPACK	LOOSE/HARD	MEDIUM	LOOSE	WET	MUD
----------	------------	--------	-------	-----	-----





MINION DHF

- M301
- DIRECTIONAL, RAMPED KNOB DESIGN
- TUBELESS READY (TR)
- DOUBLEDOWN (DD) CASING AVAILABLE



COMPOUND	PROTECTION	CONSTRUCTION
DUAL 3C MAXXTERRA 3C MAXXGRIP	EXO EXO+ DOUBLEDOWN	TUBELESS READY

The Minion DHF is the standard by which all other aggressive mountain tires are measured. The DHF incorporates ramped knobs for low rolling resistance and channel-cut knobs to increase gripping edges, giving straight-line control and precise cornering.

HARDPACK	LOOSE/HARD	MEDIUM	LOOSE	WET	MUD
----------	------------	--------	-------	-----	-----

MINION DHR II

- M327
- EXCELLENT BRAKING AND CORNERING TRACTION
- TUBELESS READY (TR)
- DOUBLEDOWN (DD) CASING AVAILABLE



COMPOUND	PROTECTION	CONSTRUCTION
DUAL 3C MAXXTERRA 3C MAXXGRIP	EXO EXO+ DOUBLEDOWN	TUBELESS READY

The trail version of the Minion DHR II features the same tread pattern as its downhill counterpart, but uses a single-ply casing to reduce weight. With side knobs borrowed from the legendary Minion DHF, but widened to provide more support, the DHR II corners like no other.

HARDPACK	LOOSE/HARD	MEDIUM	LOOSE	WET	MUD
----------	------------	--------	-------	-----	-----



ASSEGAI

- ▣ M356
- ▣ PREDICTABLE TRACTION IN ALL CONDITIONS
- ▣ TUBELESS READY (TR)
- ▣ DOUBLEDOWN (DD) CASING AVAILABLE



COMPOUND	PROTECTION	CONSTRUCTION
DUAL 3C MAXXTERRA 3C MAXXGRIP	EXO EXO+ DOUBLEDOWN	TUBELESS READY

Although it just debuted in 2018, Greg Minnaar's signature Assegai tire has already racked up multiple World Cup and Enduro World Series wins. Maxxis offers the Assegai's insane traction in a lighter, single-ply construction for use on your trail bike.

HARDPACK	LOOSE/HARD	MEDIUM	LOOSE	WET	MUD
----------	------------	--------	-------	-----	-----



HIGH ROLLER II

- ▣ M325
- ▣ OPEN TREAD DESIGN
- ▣ TUBELESS READY (TR)
- ▣ DOUBLEDOWN (DD) CASING AVAILABLE



COMPOUND	PROTECTION	CONSTRUCTION
SINGLE DUAL 3C MAXXTERRA	SILKSHIELD/EBIKE EXO DOUBLEDOWN	TUBELESS READY

An open and aggressive tread design gives the High Roller II excellent soil penetration and mud-clearing ability. A square profile provides a solid, consistent feel across the knobs. An excellent choice for technical, wet terrain.

HARDPACK	LOOSE/HARD	MEDIUM	LOOSE	WET	MUD
----------	------------	--------	-------	-----	-----





SHORTY

- M331
- MID-SPIKE TREAD DESIGN
- TUBELESS READY (TR)
- DOUBLEDOWN (DD) CASING AVAILABLE



COMPOUND	PROTECTION	CONSTRUCTION
3C MAXXTERRA 3C MAXXGRIP	EXO DOUBLEDOWN	TUBELESS READY

The mid-spike tread design of the Shorty excels in loose conditions whether mud or moon dust. Its large, square knobs have ample support to reduce squirm on roots, wooden features, and hardpack. The Shorty's high-volume casing pairs well with wider modern mountain rims.

HARDPACK	LOOSE/HARD	MEDIUM	LOOSE	WET	MUD
----------	------------	--------	-------	-----	-----





DOWNHILL

DISSECTOR

NEW

- ❑ M357
- ❑ TROY BROSNAN SIGNATURE TIRE
- ❑ IDEAL FOR DRY, FAST TRACKS AND BIKE PARKS
- ❑ TUBELESS READY (TR)
- ❑ DUAL-PLY CASING WITH BUTYL INSERT



COMPOUND	PROTECTION	CONSTRUCTION
3C MAXXGRIP	DUAL-PLY CASING + BUTYL INSERT	TUBELESS READY

Designed in cooperation with Aussie DH racer Troy Brosnan, the Dissector seeks to minimize drag while retaining cornering control. When used on a downhill bike, we recommend the Dissector as a rear tire paired with a larger-knobbed front tire such as the Assegai or Minion DHF.

HARDPACK	LOOSE/HARD	MEDIUM	LOOSE	WET	MUD
----------	------------	--------	-------	-----	-----

MINION DHF

- ❑ M301
- ❑ DIRECTIONAL, RAMPED KNOB DESIGN
- ❑ TUBELESS READY (TR)
- ❑ DUAL-PLY CASING WITH BUTYL INSERT



COMPOUND	PROTECTION	CONSTRUCTION
SINGLE SUPER TACKY 3C MAXXGRIP	DUAL-PLY CASING + BUTYL INSERT	TUBELESS READY

Quite simply, the Minion DHF is the standard by which all other downhill tires are measured. The DHF incorporates ramped knobs for low rolling resistance and channel-cut knobs to increase gripping edges, giving straight-line control and precise cornering.

HARDPACK	LOOSE/HARD	MEDIUM	LOOSE	WET	MUD
----------	------------	--------	-------	-----	-----



MINION DHR II

- ❑ M327
- ❑ EXCELLENT BRAKING AND CORNERING TRACTION
- ❑ TUBELESS READY (TR)
- ❑ DUAL-PLY CASING WITH BUTYL INSERT



COMPOUND	PROTECTION	CONSTRUCTION
SINGLE SUPER TACKY 3C MAXXGRIP	DUAL-PLY CASING + BUTYL INSERT	TUBELESS READY

The Minion DHR II is the ideal tire for aggressive gravity riding. With side knobs borrowed from the legendary Minion DHF, but widened to provide more support, the DHR II corners like no other. Its broad center knobs bite hard under braking for excellent control, even on the steepest trails.

HARDPACK	LOOSE/HARD	MEDIUM	LOOSE	WET	MUD
----------	------------	--------	-------	-----	-----







ASSEGAI

- ▣ M356
- ▣ GREG MINNAAR'S SIGNATURE TIRE
- ▣ TUBELESS READY (TR)
- ▣ DUAL-PLY CASING WITH BUTYL INSERT



COMPOUND	PROTECTION	CONSTRUCTION
3C MAXXGRIP	DUAL-PLY CASING + BUTYL INSERT	TUBELESS READY

Named after the iron-tipped spear used by the Zulu people of Greg Minnaar's native South Africa, the Assegai is ready to do battle on the mountain! The tall knobs punch through dust and loam to find traction, but also offer support and confidence on wet roots and rocks. While other tires excel only in certain conditions, the Maxxis Assegai is built to go fast everywhere.

HARDPACK	LOOSE/HARD	MEDIUM	LOOSE	WET	MUD
----------	------------	--------	-------	-----	-----

HIGH ROLLER II

- ▣ M325
- ▣ OPEN TREAD DESIGN
- ▣ TUBELESS READY (TR)
- ▣ DUAL-PLY CASING WITH BUTYL INSERT



COMPOUND	PROTECTION	CONSTRUCTION
SUPER TACKY 3C MAXXGRIP	DUAL-PLY CASING + BUTYL INSERT	TUBELESS READY

An open and aggressive tread design gives the High Roller II excellent soil penetration and mud-clearing ability. Modified knobs on the shoulder and center improve braking performance and traction on hard surfaces. When gravity pulls you downhill, rely on the High Roller II to keep you upright.

HARDPACK	LOOSE/HARD	MEDIUM	LOOSE	WET	MUD
----------	------------	--------	-------	-----	-----



SHORTY

- ▣ M331
- ▣ MID-SPIKE TREAD DESIGN
- ▣ TUBELESS READY (TR)
- ▣ DUAL-PLY CASING WITH BUTYL INSERT



COMPOUND	PROTECTION	CONSTRUCTION
SUPER TACKY 3C MAXXGRIP	DUAL-PLY CASING + BUTYL INSERT	TUBELESS READY

Our athletes needed a mid-spike tire that could handle dry, blown-out tracks as well as a bit of mud. The Shorty is that tire. Its high-volume casing and large knobs penetrate loose soil to provide predictable and stable cornering at warp speeds.

HARDPACK	LOOSE/HARD	MEDIUM	LOOSE	WET	MUD
----------	------------	--------	-------	-----	-----

WETSCREAM

- ▣ M137
- ▣ FOR RACE USE ONLY
- ▣ MUD-SPECIFIC TIRE
- ▣ DUAL-PLY CASING WITH BUTYL INSERT



COMPOUND	PROTECTION	CONSTRUCTION
SUPER TACKY 3C MAXXGRIP	DUAL-PLY CASING + BUTYL INSERT	TUBELESS READY

Designed for the muddiest downhill race course in the world: Les Gets, France. Not for your local trail, the Wetscream is intended for competition use only, on professionally maintained courses. When the course turns ugly, trust the Wetscream to carry you to victory.

HARDPACK	LOOSE/HARD	MEDIUM	LOOSE	WET	MUD
----------	------------	--------	-------	-----	-----

REKON+

- ▣ M349
- ▣ TECHNICAL XC/LIGHT-DUTY TRAIL TIRE
- ▣ EXO PROTECTION AVAILABLE
- ▣ TUBELESS READY (TR)



COMPOUND	PROTECTION	CONSTRUCTION
DUAL 3C MAXXTERRA	EXO EXO+	TUBELESS READY

The Rekon+ is an aggressive trail tire for intermediate and technical terrain. Wide knobs down the middle provide control under braking, and L-shaped side knobs assure support when carving loose turns. With confidence like this, you can race more and scout less.

HARDPACK	LOOSE/HARD	MEDIUM	LOOSE	WET	MUD
----------	------------	--------	-------	-----	-----





FAT/PLUS

MINION DHF

- ❑ M301
- ❑ VERSATILE ALL-MOUNTAIN PERFORMANCE
- ❑ EXO PROTECTION AVAILABLE
- ❑ TUBELESS READY (TR)



COMPOUND	PROTECTION	CONSTRUCTION
DUAL 3C MAXXTERRA	EXO EXO+	TUBELESS READY

For over a decade, the Minion DHF has been the tire to beat, whether you're racing your friends on Saturday or the clock on Sunday. The tread pattern behind countless championship wins is now available in a high-volume plus tire design, so you can make new memories with an old friend.

HARDPACK	LOOSE/HARD	MEDIUM	LOOSE	WET	MUD
----------	------------	--------	-------	-----	-----

MINION DHR II

- ❑ M327
- ❑ VERSATILE ALL-MOUNTAIN PERFORMANCE
- ❑ EXO PROTECTION AVAILABLE
- ❑ TUBELESS READY (TR)



COMPOUND	PROTECTION	CONSTRUCTION
DUAL 3C MAXXTERRA	EXO EXO+	TUBELESS READY

The Minion DHR II is the perfect counterpart to the DHF, and it's now available for the most capable plus bikes on the market. Ramped center knobs decrease rolling resistance compared to the DHF while improving braking traction.

HARDPACK	LOOSE/HARD	MEDIUM	LOOSE	WET	MUD
----------	------------	--------	-------	-----	-----



HIGH ROLLER II

- ▣ M325
- ▣ OPEN TREAD DESIGN
- ▣ EXO PROTECTION AVAILABLE
- ▣ TUBELESS READY (TR)



COMPOUND	PROTECTION	CONSTRUCTION
DUAL 3C MAXXTERRA	EXO	TUBELESS READY

One of the most celebrated tires on the market is available for plus bikes. The High Roller II features an open tread pattern that digs into loose conditions and quickly clears debris.

HARDPACK	LOOSE/HARD	MEDIUM	LOOSE	WET	MUD
----------	------------	--------	-------	-----	-----



MINION FBF

- ▣ M346
- ▣ INSPIRED BY THE MINION DHF
- ▣ EXO PROTECTION AVAILABLE
- ▣ TUBELESS READY (TR)



COMPOUND	PROTECTION	CONSTRUCTION
DUAL	EXO	TUBELESS READY

The Minion FBF represents a progression in fat-biking by offering a front-specific tire designed for trail riding. Featuring the proven Minion DHF tread blocks, the FBF combines extreme cornering capability with fat-tire volume for unsurpassed grip on uneven and loose surfaces.

HARDPACK	LOOSE/HARD	MEDIUM	LOOSE	WET	MUD
----------	------------	--------	-------	-----	-----

MINION FBR

- ▣ M347
- ▣ INSPIRED BY THE MINION DHR II
- ▣ EXO PROTECTION AVAILABLE
- ▣ TUBELESS READY (TR)



COMPOUND	PROTECTION	CONSTRUCTION
DUAL	EXO	TUBELESS READY

The Minion FBR is a rear-specific fat bike tire designed for trail riding. It shares the look of the Minion DHR II but is optimized for fat biking. The Minion FBR features proven side knobs for cornering traction and ramped, paddle knobs down the middle, minimizing rolling resistance and maximizing traction in all conditions.

HARDPACK	LOOSE/HARD	MEDIUM	LOOSE	WET	MUD
----------	------------	--------	-------	-----	-----



DTH

- M147
- GROOVED SLICK TREAD DESIGN
- LIGHTWEIGHT CASING
- 20", 24", AND 26" SIZES AVAILABLE



COMPOUND	PROTECTION	CONSTRUCTION
SINGLE DUAL	SILKWORM	—



Drop. The. Hammer. With a smooth, grooved slick design, the DTH is the perfect choice for racing, riding skateparks, dirt jumps, or creating your own urban adventure. Choose the skinwall version to add some extra flair to your ride.

URBAN/BMX



TORCH

- M149
- LIGHTWEIGHT CONSTRUCTION
- GROOVED SLICK CENTER TREAD
- 20", 24", AND 29" SIZES AVAILABLE



COMPOUND	PROTECTION	CONSTRUCTION
SINGLE DUAL	SILKWORM SILKSHIELD EXO	TUBELESS READY

Light up the track and your competition with the Torch. In an all-out sprint for 30 seconds, you need every advantage you can get. The Torch is available with a 120 TPI casing and a tread pattern designed to let you set fire to the pavement.

RELIX

- M215
- 120 TPI CASING
- BMX RACE TIRE
- SILKSHIELD PROTECTION AVAILABLE



COMPOUND	PROTECTION	CONSTRUCTION
DUAL	SILKSHIELD	—

The Relix is a modern BMX racing tire optimized for the fastest track conditions in the world. A slick center line eases acceleration and maintains momentum to let you take the holeshot and stay up front until the end. An inverted checkerboard pattern on the shoulders provides grip for the corners and unleashes the champion within.





GRIFTER

- ▣ M148
- ▣ FAST-ROLLING TREAD DESIGN
- ▣ HIGH-VOLUME CASING
- ▣ 20" AND 29" SIZES AVAILABLE



COMPOUND	PROTECTION	CONSTRUCTION
SINGLE DUAL	SILKSHIELD EXO	—

The Grifter is our most popular freestyle tire, and for good reason. The tread pattern rolls fast to help you keep your momentum, and the high-volume casing softens landings. The Grifter is available in 20" and 29" sizes for BMX and urban assault.



HOOKWORM

- ❑ M121
- ❑ WRAPAROUND TREAD PATTERN
- ❑ TOUGH ENOUGH FOR THE MEANEST STREETS
- ❑ 20", 26", AND 29" SIZES AVAILABLE



COMPOUND	PROTECTION	CONSTRUCTION
SINGLE	—	—

As the original urban assault tire, the Hookworm was designed to take the abuses of the most aggressive street riders. Bead-to-bead tread provides durability and traction whether you're dropping staircases, grinding rails or riding in your local skate park. The Hookworm is available in several sizes for a variety of applications.

HOLY ROLLER

- ❑ M126
- ❑ INVERTED KNOB DESIGN
- ❑ DIRT TO PAVEMENT VERSATILITY
- ❑ 20", 24", AND 26" SIZES AVAILABLE



COMPOUND	PROTECTION	CONSTRUCTION
SINGLE	—	—

The Holy Roller is one of those "set-it-and-forget-it" tires. Mount up a pair of Holy Rollers on your BMX or DJ bike, and you'll be ready for the next session no matter where it's happening - dirt, street or park. The Holy Roller's inverted knob design flies on pavement while also providing traction on dirt.

CREEPY CRAWLER F

- ❑ M143
- ❑ BLOCK DESIGN
- ❑ FRONT-SPECIFIC
- ❑ BUILT ON 54-406MM CASING (20")



COMPOUND	PROTECTION	CONSTRUCTION
SUPER TACKY	—	—

The Creepy Crawler F is the ultimate all-around modified trials tire. Designed with a Super Tacky (ST) tread compound, this tire is built to keep you upright on the nastiest obstacles. The Creepy Crawler F is made to be ridden with the Creepy Crawler R for maximum performance from your modified trials bike.

CREEPY CRAWLER R

- ❑ M143
- ❑ BLOCK DESIGN
- ❑ REAR-SPECIFIC
- ❑ BUILT ON 67-387MM CASING (19")
- ❑ WILL NOT FIT A STANDARD 20" BMX WHEEL



COMPOUND	PROTECTION	CONSTRUCTION
SUPER TACKY	—	—

If you're a modified trials rider who wants aggressive traction for the most demanding conditions, the Creepy Crawler R is made for you. The Creepy Crawler R is constructed to be strong and durable, featuring Super Tacky (ST) tread compound that sticks to any obstacle.

TUBES

RVC PRESTA



SCHRADER



FLYWEIGHT

.45 mm thin walls
Lightest tube available
Maxxis rim strip included

ULTRALIGHT

.60 mm thin walls
Lightweight and durable for racing

WELTERWEIGHT

.80 mm thin walls
Puncture resistant

FREERIDE

1.2 mm thin walls
Freeride specific

FAT/PLUS

1.0mm thin walls
Fat bike specific

DOWNHILL

1.5 mm thin walls
Downhill specific









ROAD												
	MOLD #	PART #	SIZE	ETRTO	TPI	BEAD	WEIGHT (g)	COMPOUND	MAX PSI	COLOR	TECH	VALVE
HIGH ROAD TUBULAR												
	M218	ETB00147800	28"x25mm	—	120x2	—	280	SINGLE	170	BLACK	HYPR/ZK	MVS
NEW	M218	ETB00193700	28"x28mm	—	120x2	—	300	SINGLE	130	BLACK	HYPR/ZK	MVS
HIGH ROAD TUBELESS READY												
	M218	ETB00140000	700x25C	25-622	170	Carbon Fiber	280	SINGLE	125	BLACK	HYPR/K2/ONE70/TR	—
NEW	M218	ETB00193900	700x28C	28-622	170	Carbon Fiber	320	SINGLE	95	BLACK	HYPR/K2/ONE70/TR	—
HIGH ROAD CLINCHER												
NEW	M218	ETB00243000	700x23C	23-622	120	Foldable	205	SINGLE	130	BLACK	HYPR/K2	—
	M218	ETB00109100	700x25C	25-622	120	Foldable	210	SINGLE	120	BLACK	HYPR/K2	—
NEW	M218	ETB00194200	700x28C	28-622	120	Foldable	240	SINGLE	115	BLACK	HYPR/K2	—
PURSUER	NEW TIRE											
NEW	M225	ETB00262100	700x23C	23-622	60	Foldable	245	SINGLE	130	BLACK	—	—
NEW	M225	ETB00239100	700x25C	25-622	60	Foldable	255	SINGLE	120	BLACK	—	—
NEW	M225	ETB00261900	700x28C	28-622	60	Foldable	285	SINGLE	115	BLACK	—	—
RE-FUSE												
	M200	ETB86335000	700x23C	23-622	60	Wire	355	SINGLE	120	BLACK	MAXXSHIELD	—
	M200	ETB86336000	700x23C	23-622	60	Foldable	285	SINGLE	120	BLACK	MAXXSHIELD	—
	M200	ETB86359000	700x25C	25-622	60	Foldable	290	SINGLE	120	BLACK	MAXXSHIELD	—
	M200	ETB88505000	700x28C	28-622	60	Foldable	305	SINGLE	120	BLACK	MAXXSHIELD	—

CYCLOCROSS												
	MOLD #	PART #	SIZE	ETRTO	TPI	BEAD	WEIGHT (g)	COMPOUND	MAX PSI	COLOR	TECH	VALVE
SPEED TERRANE												
	M221	ETB00053100	28"x33mm	—	120x2	—	290	DUAL	65	BLACK	SILKWORM	MVS
	M221	ETB88998000	700x33C	33-622	60	Carbon Fiber	395	DUAL	75	BLACK	EXO/TR	—
	M221	ETB88998100	700x33C	33-622	120	Carbon Fiber	375	DUAL	75	BLACK	EXO/TR	—
ALL TERRANE												
	M219	ETB00062100	28"x33mm	—	120x2	—	305	DUAL	65	BLACK	SILKWORM	MVS
	M219	ETB88994000	700x33C	33-622	60	Carbon Fiber	395	DUAL	75	BLACK	EXO/TR	—
	M219	ETB88994100	700x33C	33-622	120	Carbon Fiber	375	DUAL	75	BLACK	EXO/TR	—
LARSEN MIMO CX												
	M125	ETB91440000	700x35C	35-622	60	Wire	355	Single	75	BLACK	—	—
	M125	ETB91443000	700x35C	35-622	60	Foldable	305	Single	75	BLACK	—	—
MUD WRESTLER												
	M209	ETB88987100	700x33C	33-622	60	Foldable	370	SINGLE	75	BLACK	—	—

GRAVEL/ADVENTURE												
	MOLD #	PART #	SIZE	ETRTO	TPI	BEAD	WEIGHT (g)	COMPOUND	MAX PSI	COLOR	TECH	VALVE
VELOCITA												
	M2025	ETB00201100	700x40C	40-622	120	Foldable	390	DUAL	60	BLACK	EXO/TR	—
	M2025	ETB00201200	700x40C	40-622	60	Foldable	435	DUAL	60	BLACK	SILKSHIELD/TR	—
RE-FUSE												
	M200	ETB00193500	650x47B	47-584	60	Foldable	590	DUAL	60	BLACK	MAXXSHIELD/TR	—
	M200	ETB90924000	27.5x2.00	50-584	60	Foldable	610	DUAL	60	BLACK	MAXXSHIELD/TR	—
	M200	ETB00033900	700x32C	32-622	60	Carbon Fiber	380	DUAL	75	SKINWALL	MAXXSHIELD/TR/SKINWALL	—
	M200	ETB88896000	700x32C	32-622	60	Carbon Fiber	395	DUAL	75	BLACK	MAXXSHIELD/TR	—
	M200	ETB00212500	700x32C	32-622	60	Foldable	405	SINGLE	75	BLACK	MAXXSHIELD	—
	M200	ETB00200900	700x40C	40-622	60	Foldable	530	DUAL	60	BLACK	MAXXSHIELD/TR	—
	M200	ETB00201000	700x40C	40-622	60	Foldable	530	DUAL	60	SKINWALL	MAXXSHIELD/TR/SKINWALL	—

GRAVEL/ADVENTURE											
	MOLD #	PART #	SIZE	ETRTO	TPI	BEAD	WEIGHT (g)	COMPOUND	MAX PSI	COLOR	TECH
RAMBLER											
	M2018	ETB85889100	27.5x1.50	40-584	60	Foldable	480	DUAL	75	BLACK	SILKSHIELD/TR
	M2018	ETB85889000	27.5x1.50	40-584	120	Foldable	430	DUAL	75	BLACK	EXO/TR
NEW	M2018	ETB00172000	650x47B	47-584	120	Foldable	515	DUAL	60	BLACK	EXO/TR
NEW	M2018	ETB00172100	650x47B	47-584	60	Foldable	590	DUAL	60	BLACK	SILKSHIELD/TR
	M2018	ETB00200700	700x38C	38-622	120	Foldable	380	DUAL	60	BLACK	EXO/TR
	M2018	ETB00200800	700x38C	38-622	60	Foldable	420	DUAL	60	BLACK	SILKSHIELD/TR
	M2018	ETB00200600	700x38C	38-622	60	Foldable	405	DUAL	60	SKINWALL	EXO/TR/SKINWALL
	M2018	ETB00195800	700x40C	40-622	120	Foldable	410	DUAL	60	BLACK	EXO/TR
	M2018	ETB96269100	700x40C	40-622	60	Foldable	425	DUAL	75	BLACK	SILKSHIELD
	M2018	ETB00200500	700x40C	40-622	60	Foldable	445	DUAL	60	BLACK	SILKSHIELD/TR
	M2018	ETB96268200	700x40C	40-622	60	Foldable	450	DUAL	60	SKINWALL	EXO/TR/SKINWALL
	M2018	ETB00143200	700x45C	45-622	120	Foldable	495	DUAL	60	BLACK	EXO/TR
	M2018	ETB00143100	700x45C	45-622	60	Foldable	555	DUAL	60	BLACK	SILKSHIELD/TR
NEW	M2018	ETB00172600	700x50C	50-622	120	Foldable	600	DUAL	60	BLACK	EXO/TR
RAVAGER											
	M2020	ETB00201400	700x40C	40-622	60	Foldable	535	DUAL	60	BLACK	SILKSHIELD/TR
	M2020	ETB00201300	700x40C	40-622	120	Foldable	485	DUAL	60	BLACK	EXO/TR

HYBRID											
	MOLD #	PART #	SIZE	ETRTO	TPI	BEAD	WEIGHT (g)	COMPOUND	MAX PSI	COLOR	TECH
DTR-1			NEW TIRE								
NEW	M7302	ETB00173500	650x47B	47-584	60	Foldable	505	DUAL	65	BLACK	—
NEW	M7302	ETB00173600	650x47B	47-584	60	Wire	590	DUAL	65	BLACK	—
ROAMER											
	M2016	ETB96354000	700x42C	44-622	60	Wire	690	DUAL	75	BLACK	MAXXPROTECT
DETONATOR											
	M203	ETB52370000	26x1.25	32-559	60	Wire	330	SINGLE	100	BLACK	—
	M203	ETB52371000	26x1.25	32-559	60	Foldable	295	SINGLE	100	BLACK	—
	M203	ETB58907000	26x1.50	40/38-559	60	Wire	480	SINGLE	80	BLACK	—
	M203	ETB58908000	26x1.50	40/38-559	60	Foldable	440	SINGLE	80	BLACK	—
	M203	ETB85917000	27.5x1.50	40-584	60	Wire	530	SINGLE	80	BLACK	—
	M203	ETB85917100	27.5x1.50	40-584	60	Foldable	480	SINGLE	80	BLACK	SILKWORM
	M203	ETB86353000	700x23C	23-622	60	Foldable	230	DUAL	120	BLUE	SILKWORM
	M203	ETB86352000	700x23C	23-622	60	Foldable	230	DUAL	120	RED	SILKWORM
	M203	ETB86367200	700x25C	25-622	60	Foldable	245	DUAL	120	RED	SILKWORM
	M203	ETB88859000	700x32C	32-622	60	Foldable	295	SINGLE	100	BLACK	—
	M203	ETB88856000	700x32C	32-622	60	Wire	345	SINGLE	100	BLACK	—
RE-VOLT											
	M2021	ETB96630000	700x47C	47-622	60	Wire	750	DUAL	75	BLACK	SILKSHIELD/eBike

MOUNTAIN											
	MOLD #	PART #	SIZE	ETRTO	TPI	BEAD	WEIGHT (g)	COMPOUND	MAX PSI	COLOR	TECH
REKON RACE											
NEW	M355	ETB00244600	27.5x2.25	57-584	120	Foldable	630	DUAL	60	BLACK	EXO/TR
NEW	M355	ETB00230500	27.5x2.35	60-584	120	Foldable	680	DUAL	60	BLACK	EXO/TR
	M355	ETB00046300	29x2.25	57-622	120	Foldable	680	DUAL	60	BLACK	EXO/TR
NEW	M355	ETB00229000	29x2.25	57-622	60	Foldable	685	DUAL	60	SKINWALL	EXO/TR/SKINWALL
	M355	ETB00139800	29x2.35	60-622	120	Foldable	735	DUAL	60	BLACK	EXO/TR
	M355	ETB00139700	29x2.35	60-622	60	Foldable	775	DUAL	60	BLACK	EXO/TR
NEW	M355	ETB00219800	29x2.35	60-622	60	Foldable	775	DUAL	60	SKINWALL	EXO/TR/SKINWALL
ASPEN											
	M316	ETB90958100	27.5x2.10	52-584	120	Foldable	590	DUAL	60	BLACK	EXO/TR
	M316	ETB85952200	27.5x2.10	52-584	60	Wire	675	DUAL	65	BLACK	—
	M316	ETB85952300	27.5x2.10	52-584	60	Foldable	595	DUAL	65	BLACK	—
	M316	ETB00144100	27.5x2.25	57-584	120	Foldable	605	DUAL	60	BLACK	EXO/TR
	M316	ETB96689500	29x2.10	52-622	60	Foldable	630	DUAL	65	BLACK	—
	M316	ETB96689000	29x2.10	52-622	120	Foldable	575	DUAL	65	BLACK	—
	M316	ETB96653100	29x2.10	52-622	120	Foldable	635	DUAL	65	BLACK	EXO/TR
	M316	ETB96895500	29x2.25	57-622	120	Foldable	660	DUAL	60	BLACK	EXO/TR
CROSSMARK											
	M309	ETB69784000	26x2.10	52-559	60	Foldable	570	Single	65	BLACK	—
	M309	ETB69783000	26x2.10	52-559	60	Wire	660	Single	65	BLACK	—
	M309	ETB72547000	26x2.25	54-559	60	Wire	720	Single	65	BLACK	—
	M309	ETB85905000	27.5x1.95	49-584	60	Wire	605	Single	65	BLACK	—
	M309	ETB85905100	27.5x1.95	49-584	60	Foldable	525	Single	65	BLACK	—
	M309	ETB96699000	29x2.10	52/52-622	60	Foldable	640	Single	65	BLACK	—
	M309	ETB96698000	29x2.10	52/52-622	60	Wire	720	Single	65	BLACK	—
CROSSMARK II											
	M344	ETB69854100	26x2.10	53-559	60	Foldable	635	DUAL	60	BLACK	EXO/TR
	M344	ETB72642100	26x2.25	57-559	60	Foldable	705	DUAL	60	BLACK	EXO/TR
	M344	ETB90953000	27.5x2.10	53-584	60	Wire	680	DUAL	65	BLACK	—
	M344	ETB90953100	27.5x2.10	53-584	60	Foldable	600	DUAL	65	BLACK	—
	M344	ETB90955100	27.5x2.10	53-584	60	Foldable	665	DUAL	60	BLACK	EXO/TR
	M344	ETB91032100	27.5x2.25	57-584	60	Foldable	735	DUAL	60	BLACK	EXO/TR
	M344	ETB96752100	29x2.10	53-622	60	Foldable	710	DUAL	60	BLACK	EXO/TR
	M344	ETB96845100	29x2.25	57-622	60	Wire	795	SINGLE	65	BLACK	—
	M344	ETB96845200	29x2.25	57-622	60	Foldable	710	SINGLE	65	BLACK	—
	M344	ETB96795100	29x2.25	57-622	60	Foldable	795	DUAL	60	BLACK	EXO/TR
PACE											
	M333	ETB60881100	26x1.95	50-559	60	Wire	630	SINGLE	65	BLACK	SILKSHIELD
	M333	ETB60881200	26x1.95	50-559	60	Foldable	585	SINGLE	65	BLACK	—
	M333	ETB69309100	26x2.10	53-559	60	Foldable	545	SINGLE	65	BLACK	—
	M333	ETB69300100	26x2.10	53-559	60	Foldable	585	DUAL	60	BLACK	EXO/TR
	M333	ETB91025200	27.5x1.75	42-584	60	Wire	520	SINGLE	65	BLACK	—
	M333	ETB91025300	27.5x1.75	42-584	60	Foldable	475	SINGLE	65	BLACK	—
	M333	ETB85908100	27.5x1.95	50-584	60	Wire	700	SINGLE	65	BLACK	SILKSHIELD
	M333	ETB85908200	27.5x1.95	50-584	60	Foldable	620	SINGLE	65	BLACK	—
	M333	ETB90942300	27.5x2.10	53-584	60	Wire	650	SINGLE	65	BLACK	—
	M333	ETB90942100	27.5x2.10	53-584	60	Foldable	575	SINGLE	65	BLACK	—
	M333	ETB90964100	27.5x2.10	53-584	60	Foldable	620	DUAL	60	BLACK	EXO/TR
	M333	ETB96667000	29x2.10	53-622	60	Wire	695	SINGLE	65	BLACK	—
	M333	ETB96667100	29x2.10	53-622	60	Foldable	610	SINGLE	65	BLACK	—
	M333	ETB96764100	29x2.10	53-622	60	Foldable	660	DUAL	60	BLACK	EXO/TR

MOUNTAIN

	MOLD #	PART #	SIZE	ETRTO	TPI	BEAD	WEIGHT (g)	COMPOUND	MAX PSI	COLOR	TECH
IKON											
	M319	ETB72385300	26x2.20	57-559	60	Foldable	540	DUAL	65	BLACK	—
	M319	ETB72385100	26x2.20	57-559	120	Foldable	480	3C MAXXSPEED	65	BLACK	3C
	M319	ETB72385200	26x2.20	57-559	60	Wire	620	DUAL	65	BLACK	—
	M319	ETB72390100	26x2.20	57-559	120	Foldable	590	3C MAXXSPEED	60	BLACK	3C/EXO/TR
	M319	ETB73499100	26x2.35	60-559	120	Foldable	680	3C MAXXSPEED	60	BLACK	3C/EXO/TR
	M319	ETB85909200	27.5x1.95	49-584	60	Foldable	545	DUAL	65	BLACK	—
	M319	ETB85920800	27.5x2.20	56-584	60	Foldable	685	SINGLE	65	BLACK	SILKSHIELD/eBike
	M319	ETB85919300	27.5x2.20	56-584	60	Foldable	640	DUAL	60	BLACK	EXO/TR
	M319	ETB85919000	27.5x2.20	56-584	120	Foldable	600	3C MAXXSPEED	60	BLACK	3C/EXO/TR
	M319	ETB00176600	27.5x2.20	56-584	60	Foldable	675	DUAL	60	SKINWALL	EXO/TR/SKINWALL
	M319	ETB85920400	27.5x2.20	56-584	60	Foldable	560	SINGLE	65	BLACK	—
	M319	ETB85920300	27.5x2.20	56-584	60	Wire	640	SINGLE	65	BLACK	—
	M319	ETB85956000	27.5x2.35	60-584	120	Foldable	705	3C MAXXSPEED	60	BLACK	3C/EXO/TR
	M319	ETB96646100	29x2.00	50-622	120	Foldable	610	3C MAXXSPEED	60	BLACK	3C/EXO/TR
	M319	ETB96753200	29x2.20	57-662	60	Wire	680	DUAL	65	BLACK	—
	M319	ETB96753300	29x2.20	57-662	60	Foldable	600	DUAL	65	BLACK	—
	M319	ETB96753400	29x2.20	57-662	120	Foldable	575	DUAL	65	BLACK	SILKWORM
	M319	ETB96753000	29x2.20	57-622	120	Foldable	600	3C MAXXSPEED	65	BLACK	3C/EXO
	M319	ETB96740300	29x2.20	57-622	60	Foldable	680	DUAL	60	BLACK	EXO/TR
	M319	ETB96740100	29x2.20	57-622	120	Foldable	655	3C MAXXSPEED	60	BLACK	3C/EXO/TR
	M319	ETB00119500	29x2.20	57-622	60	Foldable	715	DUAL	60	SKINWALL	EXO/TR/SKINWALL
	M319	ETB96740700	29x2.20	57-622	60	Foldable	690	3C MAXXSPEED	60	SKINWALL	3C/EXO/TR/SKINWALL
	M319	ETB96731100	29x2.35	60-622	120	Foldable	750	3C MAXXSPEED	60	BLACK	3C/EXO/TR
	M319	ETB00038300	29x2.60WT	66-622	120	Foldable	805	3C MAXXSPEED	40	BLACK	3C/EXO/TR
	M319	ETB00038500	29x2.60WT	66-622	120	Foldable	765	3C MAXXTERRA	40	BLACK	3C/EXO/TR
ARDENT RACE											
	M329	ETB72374100	26x2.20	56-559	120	Foldable	650	3C MAXXSPEED	60	BLACK	3C/EXO/TR
	M329	ETB85918100	27.5x2.20	56-584	120	Foldable	680	3C MAXXSPEED	60	BLACK	3C/EXO/TR
	M329	ETB85918400	27.5x2.20	56-584	60	Foldable	735	DUAL	60	BLACK	EXO/TR
	M329	ETB85945100	27.5x2.35	60-584	120	Foldable	730	3C MAXXSPEED	60	BLACK	3C/EXO/TR
	M329	ETB91147100	27.5x2.60WT	66-584	60	Foldable	860	DUAL	40	BLACK	EXO/TR
	M329	ETB91147000	27.5x2.60WT	66-584	120	Foldable	760	3C MAXXSPEED	40	BLACK	3C/EXO/TR
	M329	ETB96742100	29x2.20	56-622	120	Foldable	720	3C MAXXSPEED	60	BLACK	3C/EXO/TR
	M329	ETB96742300	29x2.20	56-622	60	Foldable	790	DUAL	60	BLACK	EXO/TR
	M329	ETB96726100	29x2.35	60-622	120	Foldable	780	3C MAXXSPEED	60	BLACK	3C/EXO/TR
ARDENT											
	M315	ETB72560000	26x2.25	54/56-559	60	Foldable	705	SINGLE	65	BLACK	EXO
	M315	ETB72554000	26x2.25	54/56-559	60	Wire	725	SINGLE	65	BLACK	—
	M315	ETB72569100	26x2.25	56-559	60	Foldable	755	DUAL	60	BLACK	EXO/TR
	M315	ETB74176000	26x2.40WT	58/60-559	60	Wire	870	SINGLE	65	BLACK	EXO
	M315	ETB74177000	26x2.40WT	58/60-559	60	Foldable	790	SINGLE	65	BLACK	EXO
	M315	ETB72917100	26x2.40WT	61-559	60	Foldable	780	DUAL	60	BLACK	EXO/TR
	M315	ETB85971000	27.5x2.25	57-584	60	Foldable	830	SINGLE	65	BLACK	SILKSHIELD/eBike
	M315	ETB85913000	27.5x2.25	57-584	60	Wire	785	SINGLE	65	BLACK	—
	M315	ETB85913400	27.5x2.25	57-584	60	Foldable	765	SINGLE	65	BLACK	EXO
	M315	ETB00176500	27.5x2.25	56-584	60	Foldable	795	DUAL	60	SKINWALL	EXO/TR/SKINWALL
	M315	ETB85955100	27.5x2.25	56-584	60	Foldable	785	DUAL	60	BLACK	EXO/TR
	M315	ETB85967100	27.5x2.40WT	61-584	60	Foldable	810	DUAL	60	BLACK	EXO/TR
	M315	ETB00039400	27.5x2.40WT	61-584	60	Foldable	820	DUAL	60	SKINWALL	EXO/TR/SKINWALL
	M315	ETB85965000	27.5x2.40WT	61-584	60	Wire	840	SINGLE	65	BLACK	EXO

MOUNTAIN

	MOLD #	PART #	SIZE	ETRTO	TPI	BEAD	WEIGHT (g)	COMPOUND	MAX PSI	COLOR	TECH
ARDENT (CONT)											
	M315	ETB85965200	27.5x2.40WT	61-584	60	Foldable	765	SINGLE	65	BLACK	EXO
	M315	ETB00176400	29x2.25	56-622	60	Foldable	850	DUAL	60	SKINWALL	EXO/TR/SKINWALL
	M315	ETB96712000	29x2.25	54/56-622	60	Wire	835	SINGLE	65	BLACK	—
	M315	ETB96712300	29x2.25	54/56-622	60	Foldable	755	SINGLE	65	SKINWALL	SKINWALL
	M315	ETB96712700	29x2.25	54/56-622	60	Foldable	805	SINGLE	65	BLACK	EXO
	M315	ETB96734100	29x2.25	56-622	60	Foldable	845	DUAL	60	BLACK	EXO/TR
	M315	ETB96789500	29x2.40WT	59/61-622	60	Wire	895	SINGLE	65	BLACK	EXO
	M315	ETB96789100	29x2.40WT	59/61-622	60	Foldable	755	SINGLE	65	SKINWALL	SKINWALL
	M315	ETB96789000	29x2.40WT	59/61-622	60	Foldable	810	SINGLE	65	BLACK	EXO
	M332	ETB96793100	29x2.40WT	61-622	60	Foldable	875	DUAL	60	BLACK	EXO/TR
	M332	ETB96793500	29x2.40WT	61-622	60	Foldable	875	DUAL	60	SKINWALL	EXO/TR/SKINWALL
REKON											
	M349	ETB00153500	24x2.20	56-507	60	Foldable	540	DUAL	65	BLACK	—
	M349	ETB00017400	27.5x2.40WT	61-584	60	Foldable	780	3C MAXXTERRA	50	BLACK	3C/EXO/TR
	M349	ETB00018000	27.5x2.40WT	61-584	60	Foldable	745	DUAL	50	BLACK	EXO/TR
	M349	ETB91145300	27.5x2.60WT	66-584	60	Foldable	805	DUAL	40	BLACK	EXO/TR
	M349	ETB91145200	27.5x2.60WT	66-584	120	Foldable	745	3C MAXXTERRA	40	BLACK	3C/EXO/TR
	M349	ETB00111800	27.5x2.60WT	66-584	120	Foldable	830	3C MAXXTERRA	40	BLACK	3C/EXO+/TR
	M349	ETB96899100	29x2.25	57-622	120	Foldable	670	3C MAXXTERRA	60	BLACK	3C/EXO/TR
	M349	ETB00017500	29x2.40WT	61-622	60	Foldable	845	3C MAXXTERRA	50	BLACK	3C/EXO/TR
	M349	ETB00017700	29x2.40WT	61-622	60	Foldable	805	DUAL	50	BLACK	EXO/TR
NEW	M349	ETB00219600	29x2.40WT	61-622	60	Foldable	830	DUAL	50	SKINWALL	EXO/TR/SKINWALL
	M349	ETB96962100	29x2.60WT	66-622	60	Foldable	860	DUAL	40	BLACK	EXO/TR
	M349	ETB96962000	29x2.60WT	66-622	120	Foldable	800	3C MAXXTERRA	40	BLACK	3C/EXO/TR
	M349	ETB00038900	29x2.60WT	66-622	120	Foldable	780	3C MAXXSPEED	40	BLACK	3C/EXO/TR
	M349	ETB00096500	29x2.60WT	66-622	120	Foldable	890	3C MAXXTERRA	40	BLACK	3C/EXO+/TR
NEW	M349	ETB00219700	29x2.60WT	66-622	60	Foldable	840	DUAL	40	SKINWALL	EXO/TR/SKINWALL
SNYPER											
	M151	ETB49307200	24x2.00	50-507	60	Foldable	600	DUAL	65	BLACK	SILKSHIELD
	M151	ETB49307300	24x2.00	50-507	60	Wire	655	DUAL	65	BLACK	SILKSHIELD
FOREKASTER											
	M348	ETB90978100	27.5x2.20	56-584	120	Foldable	655	DUAL	60	BLACK	EXO/TR
	M348	ETB85959500	27.5x2.35	60-584	120	Foldable	690	DUAL	60	BLACK	EXO/TR
	M348	ETB91144300	27.5x2.60WT	66-584	60	Foldable	820	DUAL	40	BLACK	EXO/TR
	M348	ETB91144200	27.5x2.60WT	66-584	120	Foldable	785	3C MAXXSPEED	40	BLACK	3C/EXO/TR
	M348	ETB96705600	29x2.20	56-622	120	Foldable	690	DUAL	60	BLACK	EXO/TR
	M348	ETB96733100	29x2.35	60-622	120	Foldable	735	DUAL	60	BLACK	EXO/TR
	M348	ETB00033100	29x2.60WT	66-622	120	Foldable	845	3C MAXXSPEED	40	BLACK	3C/EXO/TR
	M348	ETB00033300	29x2.60WT	66-622	60	Foldable	860	DUAL	40	BLACK	EXO/TR
BEAVER											
	M326	ETB90915100	27.5x2.00	50-584	120	Foldable	570	Dual	60	BLACK	EXO/TR
	M326	ETB96820100	29x2.00	50-622	120	Foldable	605	Dual	60	BLACK	EXO/TR
MINION SS											
	M342	ETB91007100	27.5x2.30	58-584	60	Foldable	795	DUAL	60	BLACK	SILKWORM/EXO/TR
	M342	ETB91007000	27.5x2.30	58-584	60	Foldable	775	DUAL	60	BLACK	EXO/TR
	M342	ETB91007300	27.5x2.30	58-584	120x2	Foldable	975	DUAL	60	BLACK	DD/TR
	M342	ETB96778100	29x2.30	58-622	60	Foldable	845	DUAL	60	BLACK	SILKWORM/EXO/TR
	M342	ETB96778000	29x2.30	58-622	60	Foldable	825	DUAL	60	BLACK	EXO/TR
	M342	ETB96778300	29x2.30	58-622	120x2	Foldable	1040	DUAL	60	BLACK	DD/TR

MOUNTAIN

	MOLD #	PART #	SIZE	ETRTO	TPI	BEAD	WEIGHT (g)	COMPOUND	MAX PSI	COLOR	TECH
AGGRESSOR											
	M343	ETB73310000	26x2.30	58-559	60	Foldable	815	DUAL	60	BLACK	EXO/TR
	M343	ETB91009100	27.5x2.30	58-584	60	Foldable	845	DUAL	60	BLACK	EXO/TR
	M343	ETB91009200	27.5x2.30	58-584	120x2	Foldable	1045	DUAL	60	BLACK	DD/TR
	M343	ETB85984000	27.5x2.50WT	63-584	60	Foldable	915	DUAL	50	BLACK	EXO/TR
	M343	ETB85984100	27.5x2.50WT	63-584	120x2	Foldable	1115	DUAL	50	BLACK	DD/TR
	M343	ETB96882000	29x2.30	58-622	60	Foldable	900	DUAL	60	BLACK	EXO/TR
	M343	ETB96882100	29x2.30	58-622	120x2	Foldable	1115	DUAL	60	BLACK	DD/TR
	M343	ETB96870000	29x2.50WT	63-622	60	Foldable	985	DUAL	50	BLACK	EXO/TR
	M343	ETB96870100	29x2.50WT	63-622	120x2	Foldable	1190	DUAL	50	BLACK	DD/TR
DISSECTOR											
			NEW TIRE								
NEW	M357	ETB00231000	27.5x2.40WT	61-584	60	Foldable	800	3C MAXXTERRA	50	BLACK	3C/EXO/TR
NEW	M357	ETB00241200	29x2.40WT	61-622	60	Foldable	860	3C MAXXTERRA	50	BLACK	3C/EXO/TR
MINION DHF											
	M301	ETB00017600	24x2.40WT	61-507	120	Foldable	765	3C MAXXTERRA	60	BLACK	3C/EXO/TR
	M301	ETB00139500	24x2.40WT	61-507	60	Foldable	795	DUAL	60	BLACK	EXO/TR
	M301	ETB00153100	24x2.40WT	61-507	60	Foldable	745	DUAL	65	BLACK	—
	M301	ETB73305100	26x2.30	58-559	60	Foldable	850	DUAL	60	BLACK	EXO/TR
	M301	ETB73305200	26x2.30	58-559	60	Foldable	840	3C MAXXTERRA	60	BLACK	3C/EXO/TR
	M301	ETB73550000	26x2.35	52-559	60	Wire	830	SUPER TACKY	65	BLACK	ST
	M301	ETB73550800	26x2.35	52-559	60	Foldable	700	SINGLE	65	BLACK	—
	M301	ETB74267300	26x2.50WT	55/59-559	60	Foldable	865	3C MAXXTERRA	65	BLACK	3C/EXO
	M301	ETB74267400	26x2.50WT	55/59-559	60	Foldable	940	DUAL	65	BLACK	ST/EXO
	M301	ETB74284100	26x2.50WT	63-559	60	Foldable	905	DUAL	50	BLACK	EXO/TR
	M301	ETB74284000	26x2.50WT	63-559	60	Foldable	920	3C MAXXTERRA	50	BLACK	3C/EXO/TR
	M301	ETB85925100	27.5x2.30	58-584	60	Foldable	875	3C MAXXTERRA	60	BLACK	3C/EXO/TR
	M301	ETB85925400	27.5x2.30	58-584	60	Foldable	875	DUAL	60	BLACK	EXO/TR
	M301	ETB85925600	27.5x2.30	58-584	120x2	Foldable	1065	3C MAXXTERRA	60	BLACK	3C/DD/TR
	M301	ETB85925500	27.5x2.30	58-584	60	Foldable	880	3C MAXXTERRA	60	SKINWALL	3C/EXO/TR/SKINWALL
	M301	ETB85975000	27.5x2.50WT	63-584	60	Foldable	940	DUAL	50	BLACK	EXO/TR
	M301	ETB85975100	27.5x2.50WT	63-584	60	Foldable	940	3C MAXXTERRA	50	BLACK	3C/EXO/TR
	M301	ETB85975200	27.5x2.50WT	63-584	60	Foldable	960	3C MAXXGRIP	50	BLACK	3C/EXO/TR
	M301	ETB85975300	27.5x2.50WT	63-584	120x2	Foldable	1160	3C MAXXGRIP	50	BLACK	3C/DD/TR
	M301	ETB00112100	27.5x2.50WT	63-584	120	Foldable	1005	3C MAXXTERRA	50	BLACK	3C/EXO+/TR
NEW	M301	ETB00219900	27.5x2.50WT	63-584	60	Foldable	940	DUAL	50	SKINWALL	EXO/TR/SKINWALL
	M301	ETB91146200	27.5x2.60WT	66-584	60	Foldable	965	DUAL	40	BLACK	EXO/TR
	M301	ETB91146300	27.5x2.60WT	66-584	120	Foldable	925	3C MAXXTERRA	40	BLACK	3C/EXO/TR
	M301	ETB00093700	27.5x2.60WT	66-584	120	Foldable	1010	3C MAXXTERRA	40	BLACK	3C/EXO+/TR
	M301	ETB96785000	29x2.30	58-622	60	Foldable	930	DUAL	60	BLACK	EXO/TR
	M301	ETB96785100	29x2.30	58-622	60	Foldable	930	3C MAXXTERRA	60	BLACK	3C/EXO/TR
	M301	ETB96785400	29x2.30	58-622	120x2	Foldable	1145	3C MAXXTERRA	60	BLACK	3C/DD/TR
	M301	ETB96800000	29x2.50WT	63-622	60	Foldable	1010	DUAL	50	BLACK	EXO/TR
	M301	ETB96800300	29x2.50WT	63-622	60	Foldable	1030	3C MAXXTERRA	50	BLACK	3C/EXO/TR
	M301	ETB00144000	29x2.50WT	63-622	60	Foldable	1020	3C MAXXGRIP	50	BLACK	3C/EXO/TR
	M301	ETB96800600	29x2.50WT	63-622	120x2	Foldable	1235	3C MAXXTERRA	50	BLACK	3C/DD/TR
	M301	ETB00132600	29x2.50WT	63-622	120x2	Foldable	1235	3C MAXXGRIP	50	BLACK	3C/DD/TR
	M301	ETB00112000	29x2.50WT	63-622	120	Foldable	1075	3C MAXXTERRA	50	BLACK	3C/EXO+/TR
NEW	M301	ETB00220100	29x2.50WT	63-622	60	Foldable	995	DUAL	50	SKINWALL	EXO/TR/SKINWALL
	M301	ETB00032800	29x2.60WT	66-622	60	Foldable	1040	DUAL	40	BLACK	EXO/TR
	M301	ETB00032600	29x2.60WT	66-622	120	Foldable	995	3C MAXXTERRA	40	BLACK	3C/EXO/TR
	M301	ETB00096400	29x2.60WT	66-622	120	Foldable	1080	3C MAXXTERRA	40	BLACK	3C/EXO+/TR
NEW	M301	ETB00220000	29x2.60WT	66-622	60	Foldable	1050	DUAL	40	SKINWALL	EXO/TR/SKINWALL

MOUNTAIN

	MOLD #	PART #	SIZE	ETRTO	TPI	BEAD	WEIGHT (g)	COMPOUND	MAX PSI	COLOR	TECH
MINION DHR II											
	M327	ETB00153300	24x2.30	58-507	60	Foldable	695	DUAL	65	BLACK	—
	M327	ETB00143500	24x2.30	58-507	60	Foldable	750	DUAL	60	BLACK	EXO/TR
	M327	ETB73303000	26x2.30	58-559	60	Foldable	800	DUAL	60	BLACK	EXO/TR
	M327	ETB73303100	26x2.30	58-559	60	Foldable	775	3C MAXXTERRA	60	BLACK	3C/EXO/TR
	M327	ETB72907500	26x2.40WT	61-559	60	Foldable	885	SUPER TACKY	65	BLACK	ST/EXO
	M327	ETB72910000	26x2.40WT	61-559	60	Foldable	865	DUAL	50	BLACK	EXO/TR
	M327	ETB72910100	26x2.40WT	61-559	60	Foldable	865	3C MAXXTERRA	50	BLACK	3C/EXO/TR
	M327	ETB85927200	27.5x2.30	58-584	60	Foldable	835	DUAL	60	BLACK	EXO/TR
	M327	ETB85927000	27.5x2.30	58-584	60	Foldable	810	3C MAXXTERRA	60	BLACK	3C/EXO/TR
	M327	ETB85927400	27.5x2.30	58-584	120x2	Foldable	1000	3C MAXXTERRA	60	BLACK	3C/DD/TR
	M327	ETB85962000	27.5x2.40WT	61-584	60	Foldable	900	DUAL	50	BLACK	EXO/TR
	M327	ETB85962100	27.5x2.40WT	61-584	60	Foldable	900	3C MAXXTERRA	50	BLACK	3C/EXO/TR
	M327	ETB85962600	27.5x2.40WT	61-584	120X2	Foldable	1100	3C MAXXTERRA	50	BLACK	3C/DD/TR
	M327	ETB00132400	27.5x2.40WT	61-584	120X2	Foldable	1125	3C MAXXGRIP	50	BLACK	3C/DD/TR
	M327	ETB00112300	27.5x2.40WT	61-584	120	Foldable	940	3C MAXXTERRA	50	BLACK	3C/EXO+/TR
NEW	M327	ETB00220200	27.5x2.40WT	61-584	60	Foldable	905	DUAL	50	SKINWALL	EXO/TR/SKINWALL
	M327	ETB91149100	27.5x2.60WT	66-584	60	Foldable	945	DUAL	40	BLACK	EXO/TR
	M327	ETB91149000	27.5x2.60WT	66-584	120	Foldable	880	3C MAXXTERRA	40	BLACK	3C/EXO/TR
	M327	ETB00093900	27.5x2.60WT	66-584	120	Foldable	970	3C MAXXTERRA	40	BLACK	3C/EXO+/TR
	M327	ETB96776000	29x2.30	58-622	60	Foldable	880	DUAL	60	BLACK	EXO/TR
	M327	ETB96776100	29x2.30	58-622	60	Foldable	860	3C MAXXTERRA	60	BLACK	3C/EXO/TR
	M327	ETB96776400	29x2.30	58-622	120x2	Foldable	1070	3C MAXXTERRA	60	BLACK	3C/DD/TR
	M327	ETB96797000	29x2.40WT	61-622	60	Foldable	960	DUAL	50	BLACK	EXO/TR
	M327	ETB96797100	29x2.40WT	61-622	60	Foldable	960	3C MAXXTERRA	50	BLACK	3C/EXO/TR
	M327	ETB00143900	29x2.40WT	61-622	60	Foldable	1000	3C MAXXGRIP	50	BLACK	3C/EXO/TR
	M327	ETB00087500	29x2.40WT	61-622	120X2	Foldable	1200	3C MAXXGRIP	50	BLACK	3C/DD/TR
	M327	ETB00112200	29x2.40WT	61-622	120	Foldable	1015	3C MAXXTERRA	50	BLACK	3C/EXO+/TR
NEW	M327	ETB00220400	29x2.40WT	61-622	60	Foldable	965	DUAL	50	SKINWALL	EXO/TR/SKINWALL
	M327	ETB00073200	29x2.60WT	66-622	60	Foldable	1020	DUAL	40	BLACK	EXO/TR
	M327	ETB00073100	29x2.60WT	66-622	120	Foldable	950	3C MAXXTERRA	40	BLACK	3C/EXO/TR
	M327	ETB00096300	29x2.60WT	66-622	120	Foldable	1035	3C MAXXTERRA	40	BLACK	3C/EXO+/TR
NEW	M327	ETB00220300	29x2.60WT	66-622	60	Foldable	955	DUAL	50	SKINWALL	EXO/TR/SKINWALL
HIGH ROLLER II											
	M325	ETB73307000	26x2.30	58-559	60	Foldable	810	DUAL	60	BLACK	EXO/TR
	M325	ETB73307100	26x2.30	58-559	60	Foldable	810	3C MAXXTERRA	60	BLACK	3C/EXO/TR
	M325	ETB73307300	26x2.30	58-559	120x2	Foldable	1015	3C MAXXTERRA	60	BLACK	3C/DD/TR
	M325	ETB74177300	26x2.40WT	61-559	60	Foldable	870	SINGLE	65	BLACK	EXO
	M325	ETB74177500	26x2.40WT	61-559	60	Foldable	855	3C MAXXTERRA	65	BLACK	3C/EXO
	M325	ETB85923000	27.5x2.30	58-584	60	Foldable	845	DUAL	60	BLACK	EXO/TR
	M325	ETB85923100	27.5x2.30	58-584	60	Foldable	870	3C MAXXTERRA	60	BLACK	3C/EXO/TR
	M325	ETB85924600	27.5x2.30	58-584	120x2	Foldable	1055	3C MAXXTERRA	60	BLACK	3C/DD/TR
	M325	ETB85914800	27.5x2.40WT	61-584	60	Foldable	975	SINGLE	65	BLACK	SILKSHIELD/eBike
	M325	ETB85915400	27.5x2.40WT	61-584	60	Foldable	910	SINGLE	65	BLACK	EXO
	M325	ETB85915500	27.5x2.40WT	61-584	60	Foldable	890	3C MAXXTERRA	65	BLACK	3C/EXO
	M325	ETB91052100	27.5x2.40WT	61-584	60	Foldable	910	3C MAXXTERRA	60	BLACK	3C/EXO/TR
	M325	ETB85983000	27.5x2.50WT	63-584	60	Foldable	925	3C MAXXTERRA	50	BLACK	3C/EXO/TR
	M325	ETB85983100	27.5x2.50WT	63-584	120x2	Foldable	1115	3C MAXXTERRA	50	BLACK	3C/DD/TR
	M325	ETB00053000	27.5x2.60WT	66-584	60	Foldable	965	DUAL	40	BLACK	EXO/TR
	M325	ETB00055100	27.5x2.60WT	66-584	120	Foldable	925	3C MAXXTERRA	40	BLACK	3C/EXO/TR
	M325	ETB96769000	29x2.30	58-622	60	Foldable	895	DUAL	60	BLACK	EXO/TR
	M325	ETB96769100	29x2.30	58-622	60	Foldable	925	3C MAXXTERRA	60	BLACK	3C/EXO/TR
	M325	ETB96769600	29x2.30	58-622	120x2	Foldable	1130	3C MAXXTERRA	60	BLACK	3C/DD/TR
	M325	ETB96803000	29x2.50WT	63-622	60	Foldable	990	3C MAXXTERRA	50	BLACK	3C/EXO/TR
	M325	ETB96803100	29x2.50WT	63-622	120x2	Foldable	1200	3C MAXXTERRA	50	BLACK	3C/DD/TR

MOUNTAIN											
	MOLD #	PART #	SIZE	ETRTO	TPI	BEAD	WEIGHT (g)	COMPOUND	MAX PSI	COLOR	TECH
ASSEGAI											
	M356	ETB00163200	27.5x2.50WT	63-584	60	Foldable	1000	3C MAXXTERRA	50	BLACK	3C/EXO/TR
	M356	ETB00163300	27.5x2.50WT	63-584	60	Foldable	1000	DUAL	50	BLACK	EXO/TR
	M356	ETB00097500	27.5x2.50WT	63-584	120x2	Foldable	1225	3C MAXXGRIP	50	BLACK	3C/DD/TR
	M356	ETB00172400	27.5x2.50WT	63-584	120	Foldable	1090	3C MAXXTERRA	50	BLACK	3C/EXO+/TR
NEW	M356	ETB00202700	27.5x2.60WT	66-584	120	Foldable	1095	3C MAXXTERRA	40	BLACK	3C/EXO+/TR
NEW	M356	ETB00195500	27.5x2.60WT	66-584	60	Foldable	1020	DUAL	40	BLACK	EXO/TR
NEW	M356	ETB00202400	27.5x2.60WT	66-584	60	Foldable	1045	3C MAXXTERRA	40	BLACK	3C/EXO/TR
NEW	M356	ETB00235600	27.5x2.60WT	66-584	120x2	Foldable	1280	3C MAXXGRIP	40	BLACK	3C/DD/TR
	M356	ETB00163000	29x2.50WT	63-622	60	Foldable	1120	3C MAXXTERRA	50	BLACK	3C/EXO/TR
	M356	ETB00163100	29x2.50WT	63-622	60	Foldable	1075	DUAL	50	BLACK	EXO/TR
	M356	ETB00097400	29x2.50WT	63-622	120x2	Foldable	1305	3C MAXXGRIP	50	BLACK	3C/DD/TR
	M356	ETB00172500	29x2.50WT	63-622	120	Foldable	1165	3C MAXXTERRA	50	BLACK	3C/EXO+/TR
NEW	M356	ETB00195600	29x2.60WT	66-622	60	Foldable	1090	DUAL	40	BLACK	EXO/TR
NEW	M356	ETB00202900	29x2.60WT	66-622	120	Foldable	1170	3C MAXXTERRA	40	BLACK	3C/EXO+/TR
NEW	M356	ETB00235200	29x2.60WT	66-622	120x2	Foldable	1360	3C MAXXGRIP	40	BLACK	3C/DD/TR
SHORTY											
	M331	ETB73309100	26x2.30	58-559	60	Foldable	825	3C MAXXTERRA	60	BLACK	3C/EXO/TR
	M331	ETB74296000	26x2.50WT	63-559	60	Foldable	925	3C MAXXTERRA	50	BLACK	3C/EXO/TR
	M331	ETB85924100	27.5x2.30	58-584	60	Foldable	865	3C MAXXTERRA	60	BLACK	3C/EXO/TR
	M331	ETB85979000	27.5x2.50WT	63-584	60	Foldable	965	3C MAXXTERRA	50	BLACK	3C/EXO/TR
	M331	ETB85979100	27.5x2.50WT	63-584	120x2	Foldable	1195	3C MAXXGRIP	50	BLACK	3C/DD/TR
	M331	ETB96772100	29x2.30	58-622	60	Foldable	915	3C MAXXTERRA	60	BLACK	3C/EXO/TR
	M331	ETB96804000	29x2.50WT	63-622	60	Foldable	1025	3C MAXXTERRA	50	BLACK	3C/EXO/TR
NEW	M331	ETB00211000	29x2.50WT	63-622	120x2	Foldable	1275	3C MAXXGRIP	50	BLACK	3C/DD/TR



DOWNHILL											
	MOLD #	PART #	SIZE	ETRTO	TPI	BEAD	WEIGHT (g)	COMPOUND	MAX PSI	COLOR	TECH
DISSECTOR		NEW TIRE									
NEW	M357	ETB00230900	27.5x2.40WT	61-584	60X2	Foldable	1135	3C MAXXGRIP	50	BLACK	3C/DH/TR
NEW	M357	ETB00241100	29x2.40WT	61-622	60X2	Foldable	1205	3C MAXXGRIP	50	BLACK	3C/DH/TR
MINION DHF											
	M301	ETB50614000	24x2.40WT	61-507	60x2	Wire	1160	3C MAXXGRIP	65	BLACK	3C/DH
	M301	ETB73548000	26x2.35	52-559	60x2	Wire	1120	SUPER TACKY	65	BLACK	DH
	M301	ETB74265700	26x2.50WT	55-559	60x2	Wire	1180	SINGLE	65	BLACK	DH
	M301	ETB74265000	26x2.50WT	55-559	60x2	Wire	1200	SUPER TACKY	65	BLACK	ST/DH
	M301	ETB74265500	26x2.50WT	55-559	60x2	Wire	1265	3C MAXXGRIP	65	BLACK	3C/DH
	M301	ETB85976600	27.5x2.50WT	63-584	60x2	Wire	1390	SINGLE	50	BLACK	DH
	M301	ETB85976100	27.5x2.50WT	63-584	60x2	Wire	1390	SUPER TACKY	50	BLACK	ST/DH
	M301	ETB85976000	27.5x2.50WT	63-584	60x2	Wire	1390	3C MAXXGRIP	50	BLACK	3C/DH
	M301	ETB85975700	27.5x2.50WT	63-584	60x2	Foldable	1245	3C MAXXGRIP	50	BLACK	3C/DH/TR
	M301	ETB96800700	29x2.50WT	63-622	60x2	Foldable	1325	3C MAXXGRIP	50	BLACK	3C/DH/TR
MINION DHR II											
	M327	ETB72907000	26x2.40WT	61-559	60x2	Wire	1240	SINGLE	65	BLACK	DH
	M327	ETB72907100	26x2.40WT	61-559	60x2	Wire	1270	3C MAXXGRIP	65	BLACK	3C/DH
	M327	ETB72907200	26x2.40WT	61-559	60x2	Wire	1225	SUPER TACKY	65	BLACK	ST/DH
	M327	ETB91051600	27.5x2.40WT	61-584	60x2	Wire	1285	SINGLE	65	BLACK	DH
	M327	ETB91051100	27.5x2.40WT	61-584	60x2	Wire	1270	SUPER TACKY	65	BLACK	ST/DH
	M327	ETB91051000	27.5x2.40WT	61-584	60x2	Wire	1315	3C MAXXGRIP	65	BLACK	3C/DH
	M327	ETB85962700	27.5x2.40WT	61-584	60x2	Foldable	1195	3C MAXXGRIP	50	BLACK	3C/DH/TR
	M327	ETB96797500	29x2.40WT	61-622	60x2	Foldable	1275	3C MAXXGRIP	50	BLACK	3C/DH/TR
ASSEGAI											
	M356	ETB00017200	27.5x2.50WT	63-584	60x2	Foldable	1320	3C MAXXGRIP	50	BLACK	3C/DH/TR
	M356	ETB00064500	29x2.50WT	63-622	60x2	Foldable	1400	3C MAXXGRIP	50	BLACK	3C/DH/TR
HIGH ROLLER II											
	M325	ETB74177100	26x2.40WT	61-559	60x2	Wire	1265	3C MAXXGRIP	65	BLACK	3C/DH
	M325	ETB74177600	26x2.40WT	61-559	60x2	Wire	1225	SUPER TACKY	65	BLACK	ST/DH
	M325	ETB85915100	27.5x2.40WT	61-584	60x2	Wire	1270	SUPER TACKY	65	BLACK	ST/DH
	M325	ETB85915200	27.5x2.40WT	61-584	60x2	Wire	1305	3C MAXXGRIP	65	BLACK	3C/DH
	M325	ETB91052000	27.5x2.40WT	61-584	60x2	Foldable	1225	3C MAXXGRIP	60	BLACK	3C/DH/TR
SHORTY											
	M331	ETB72911100	26x2.40WT	61-559	60x2	Wire	1215	SUPER TACKY	65	BLACK	ST/DH
	M331	ETB72911000	26x2.40WT	61-559	60x2	Wire	1215	3C MAXXGRIP	65	BLACK	3C/DH
	M331	ETB91056100	27.5x2.40WT	61-584	60x2	Wire	1270	SUPER TACKY	65	BLACK	ST/DH
	M331	ETB91056000	27.5x2.40WT	61-584	60x2	Wire	1270	3C MAXXGRIP	65	BLACK	3C/DH
	M331	ETB85979200	27.5x2.50WT	63-584	60x2	Foldable	1280	3C MAXXGRIP	50	BLACK	3C/DH/TR
	M331	ETB00020900	29x2.50WT	63-622	60x2	Foldable	1365	3C MAXXGRIP	50	BLACK	3C/DH/TR
WET SCREAM											
	M137	ETB85977000	27.5x2.50WT	55-584	60x2	Wire	1205	SUPER TACKY	65	BLACK	ST/DH
NEW	M137	ETB00241500	29x2.50WT	63-622	60x2	Foldable	1175	3C MAXXGRIP	50	BLACK	3C/DH/TR



FAT/PLUS											
	MOLD #	PART #	SIZE	ETRTO	TPI	BEAD	WEIGHT (g)	COMPOUND	MAX PSI	COLOR	TECH
REKON+											
	M349	ETB96906000	27.5x2.80	71-584	60	Foldable	900	DUAL	35	BLACK	EXO/TR
	M349	ETB96906100	27.5x2.80	71-584	120	Foldable	855	3C MAXXTERRA	35	BLACK	3C/EXO/TR
	M349	ETB96906600	27.5x2.80	71-584	60	Foldable	910	3C MAXXTERRA	35	SKINWALL	3C/EXO/TR/SKINWALL
	M349	ETB00161200	27.5x2.80	71-584	120	Foldable	950	3C MAXXTERRA	35	BLACK	3C/EXO+/TR
NEW	M349	ETB00038600	29x2.80	71-622	60	Foldable	950	DUAL	35	BLACK	EXO/TR
NEW	M349	ETB00039300	29x2.80	71-622	120	Foldable	920	3C MAXXTERRA	35	BLACK	3C/EXO/TR
MINION DHF											
	M301	ETB74392100	26x2.80	71-559	60	Foldable	995	DUAL	35	BLACK	EXO/TR
	M301	ETB74392000	26x2.80	71-559	120	Foldable	935	3C MAXXTERRA	35	BLACK	3C/EXO/TR
	M301	ETB96908100	27.5x2.80	71-584	60	Foldable	1035	DUAL	35	BLACK	EXO/TR
	M301	ETB96908000	27.5x2.80	71-584	120	Foldable	975	3C MAXXTERRA	35	BLACK	3C/EXO/TR
	M301	ETB00093800	27.5x2.80	71-584	120	Foldable	1065	3C MAXXTERRA	35	BLACK	3C/EXO+/TR
	M301	ETB96834100	29x3.00	76-622	60	Foldable	1165	DUAL	30	BLACK	EXO/TR
	M301	ETB96834000	29x3.00	76-622	120	Foldable	1120	3C MAXXTERRA	30	BLACK	3C/EXO/TR
MINION DHR II											
	M327	ETB74394100	26x2.80	71-559	60	Foldable	995	DUAL	35	BLACK	EXO/TR
	M327	ETB74394000	26x2.80	71-559	120	Foldable	935	3C MAXXTERRA	35	BLACK	3C/EXO/TR
	M327	ETB96909100	27.5x2.80	71-584	60	Foldable	1035	DUAL	35	BLACK	EXO/TR
	M327	ETB96909000	27.5x2.80	71-584	120	Foldable	975	3C MAXXTERRA	35	BLACK	3C/EXO/TR
	M327	ETB00113800	27.5x2.80	71-584	120	Foldable	1065	3C MAXXTERRA	35	BLACK	3C/EXO+/TR
	M327	ETB96835100	29x3.00	76-622	60	Foldable	1165	DUAL	30	BLACK	EXO/TR
	M327	ETB96835200	29x3.00	76-622	120	Foldable	1120	3C MAXXTERRA	30	BLACK	3C/EXO/TR
HIGH ROLLER II											
	M325	ETB96910100	27.5x2.80	71-584	60	Foldable	970	DUAL	35	BLACK	EXO/TR
	M325	ETB96910000	27.5x2.80	71-584	120	Foldable	915	3C MAXXTERRA	35	BLACK	3C/EXO/TR
	M325	ETB91154100	27.5x3.00	76-584	60	Foldable	1055	DUAL	30	BLACK	EXO/TR
	M325	ETB91154000	27.5x3.00	76-584	120	Foldable	990	3C MAXXTERRA	30	BLACK	3C/EXO/TR
MINION FBF											
	M346	ETB72655200	26x4.00	102-559	60	Foldable	1295	DUAL	30	BLACK	—
	M346	ETB72655000	26x4.00	102-559	120	Foldable	1300	DUAL	30	BLACK	EXO/TR
	M346	ETB72662200	26x4.80	122-559	60	Foldable	1655	DUAL	20	BLACK	—
	M346	ETB72662000	26x4.80	122-559	120	Foldable	1650	DUAL	20	BLACK	EXO/TR
	M346	ETB91182000	27.5x3.80	97-584	120	Foldable	1475	DUAL	30	BLACK	EXO/TR
MINION FBR											
	M347	ETB72656200	26x4.00	102-559	60	Foldable	1365	DUAL	30	BLACK	—
	M347	ETB72656000	26x4.00	102-559	120	Foldable	1370	DUAL	30	BLACK	EXO/TR
	M347	ETB72664200	26x4.80	122-559	60	Foldable	1630	DUAL	20	BLACK	—
	M347	ETB72664000	26x4.80	122-559	120	Foldable	1625	DUAL	20	BLACK	EXO/TR
	M347	ETB91184000	27.5x3.80	97-584	120	Foldable	1285	DUAL	30	BLACK	EXO/TR

URBAN/BMX

	MOLD #	PART #	SIZE	ETRTO	TPI	BEAD	WEIGHT (g)	COMPOUND	MAX PSI	COLOR	TECH
DTH											
	M147	ETB20352000	20x1 1/8	28-451	120	Wire	245	DUAL	85	BLACK	SILKWORM
	M147	ETB20629000	20x1 3/8	37-451	120	Wire	315	DUAL	65	BLACK	SILKWORM
	M147	ETB47649000	24x1.75	44-507	120	Wire	440	DUAL	65	BLACK	SILKWORM
	M147	ETB72683000	26x2.15	52/54-559	60	Foldable	550	SINGLE	80	BLACK	—
	M147	ETB72683100	26x2.15	52/54-559	60	Foldable	555	SINGLE	80	SKINWALL	SKINWALL
	M147	ETB73300000	26x2.30	55/58-559	60	Wire	730	SINGLE	65	BLACK	—
	M147	ETB73301000	26x2.30	55/58-559	60	Foldable	650	SINGLE	65	BLACK	—
	M147	ETB73300200	26x2.30	55/58-559	60	Wire	735	SINGLE	65	SKINWALL	SKINWALL
	M147	ETB73300300	26x2.30	55/58-559	60	Foldable	655	SINGLE	65	SKINWALL	SKINWALL
TORCH											
	M149	ETB24755200	20x1.75	44-406	60	Foldable	445	DUAL	110	SKINWALL	SKINWALL
	M149	ETB24755100	20x1.75	44-406	120	Foldable	360	DUAL	110	BLACK	SILKSHIELD
	M149	ETB29089100	20x1.75	44-406	120	Foldable	380	DUAL	100	BLACK	EXO/TR
	M149	ETB29519300	20x1.95	49-406	60	Foldable	490	DUAL	110	SKINWALL	SKINWALL
	M149	ETB29519100	20x1.95	49-406	120	Foldable	395	DUAL	110	BLACK	SILKSHIELD
	M149	ETB31032000	20x2.20	56-406	60	Foldable	475	DUAL	110	BLACK	SILKSHIELD
	M149	ETB47641000	24x1.75	44-507	120	Wire	450	DUAL	65	BLACK	SILKWORM
	M149	ETB96651100	29x2.10	53-622	60	Foldable	670	SINGLE	65	BLACK	—
	M149	ETB96651200	29x2.10	53-622	120	Foldable	630	SINGLE	65	BLACK	SILKWORM
RELIX											
	M215	ETB28950100	20x1.75	44-406	120	Foldable	360	DUAL	110	BLACK	SILKSHIELD
GRIFTER											
	M148	ETB29643000	20x1.85	48-406	120	Foldable	410	DUAL	110	BLACK	SILKSHIELD
	M148	ETB29643100	20x1.85	48-406	60	Foldable	505	DUAL	110	SKINWALL	SKINWALL
	M148	ETB30704000	20x2.10	53-406	120	Wire	510	DUAL	110	BLACK	EXO
	M148	ETB30704100	20x2.10	53-406	60	Wire	575	DUAL	110	BLACK	EXO
	M148	ETB30704600	20x2.10	53-406	120	Foldable	455	DUAL	110	BLACK	SILKSHIELD
	M148	ETB30704200	20x2.10	53-406	60	Foldable	550	DUAL	110	SKINWALL	SKINWALL
	M148	ETB35849200	20x2.30	58-406	120	Foldable	560	DUAL	110	BLACK	SILKSHIELD
	M148	ETB35849000	20x2.30	58-406	60	Foldable	635	DUAL	110	SKINWALL	SKINWALL
	M148	ETB35949000	20x2.40	61-406	60	Foldable	605	DUAL	110	BLACK	SILKSHIELD
	M148	ETB96648100	29x2.00	50-622	60	Foldable	660	SINGLE	65	BLACK	—
	M148	ETB96648000	29x2.00	50-622	60	Wire	740	SINGLE	65	BLACK	—
	M148	ETB96802000	29x2.50	64-622	60	Wire	890	SINGLE	65	BLACK	—
HOKWORM											
	M121	ETB29461000	20x1.95	53-406	60	Wire	695	SINGLE	110	BLACK	—
	M121	ETB74255100	26x2.50	63-559	60	Wire	1125	SINGLE	65	BLACK	—
	M121	ETB96805000	29x2.50	63-622	60	Wire	1235	SINGLE	65	BLACK	—
HOLY ROLLER											
	M126	ETB20350000	20x1 1/8	28-451	60	Wire	255	SINGLE	85	BLACK	—
	M126	ETB20628000	20x1 3/8	37-451	60	Wire	345	SINGLE	65	BLACK	—
	M126	ETB24748000	20x1.75	47-406	60	Wire	425	SINGLE	60	BLACK	—
	M126	ETB29478000	20x1.95	53-406	60	Wire	495	SINGLE	60	BLACK	—
	M126	ETB31020000	20x2.20	56-406	60	Wire	570	SINGLE	60	BLACK	—
	M126	ETB49212000	24x1.85	50-507	60	Wire	610	SINGLE	60	BLACK	—
	M126	ETB50611500	24x2.40	55-507	60	Wire	740	SINGLE	65	BLACK	—
	M126	ETB72392000	26x2.20	52-559	60	Wire	800	SINGLE	65	BLACK	—
	M126	ETB74180100	26x2.40	55-559	60	Wire	830	SINGLE	65	BLACK	—
MAXX DADDY											
	M110	ETB29682000	20x2.00	54-406	60	Wire	515	SINGLE	40	BLACK	—

MODIFIED TRIALS

MOLD #	PART #	SIZE	ETRTO	TPI	BEAD	WEIGHT (g)	COMPOUND	MAX PSI	COLOR	TECH
CREEPY CRAWLER F										
M143	ETB29688100	20x2.00	54-406	60	Wire	625	SUPER TACKY	50	BLACK	ST
CREEPY CRAWLER R										
M143	ETB35877000	20x2.50	67-387	25	Wire	1050	SUPER TACKY	50	BLACK	ST

MVS SYSTEM - STEMS

PART #	SIZE	WEIGHT (g)	COLOR	VALVE TYPE
MVS STEMS				
OT00119000	60MM	4	BLACK	MVS
OT00127000	60MM	4	ORANGE	MVS
OT00128000	80MM	5	BLACK	MVS
OT00136000	80MM	5	ORANGE	MVS

MVS SYSTEM - TUBES

PART #	SIZE	WEIGHT (g)	VALVE TYPE
MVS FLYWEIGHT TUBES			
EIB65002000	26x1.90/2.125	90 (nonvalve)	MVS
EIB84002000	700x18/25C	45 (nonvalve)	MVS
MVS ULSTRALIGHT TUBES			
EIB65001000	26x1.90/2.125C	121 (nonvalve)	MVS
EIB84001000	700x18/25C	61 (nonvalve)	MVS

TUBES

PART #	SIZE	WEIGHT (g)	VALVE TYPE
FLYWEIGHT			
EIB63884100	26x1.90/2.125	94	Presta RVC
EIB63887200	26x1.90/2.125	96	Presta 48mm RVC
EIB63898200	26x1.90/2.125	96	Presta 60mm RVC
EIB63890000	26x1.90/2.125	95	Schrader
EIB75120000	27.5x1.90/2.125	110	Presta RVC
EIB69878200	700x18/25C	52	Presta 60mm RVC
EIB69886100	700x18/25C	51	Presta 48mm RVC
EIB69880200	700x18/25C	50	Presta RVC
EIB96845000	29x1.90/2.125	116	Presta RVC
ULTRALIGHT			
EIB25400000	20x1.50/1.75	82	Schrader
EIB24078700	20x1.50/1.75	83	Presta RVC(low lead)
EIB29520000	20x1.90/2.125	96	Schrader
EIB29566100	20x1.90/2.125	96	Presta RVC(low lead)
EIB59763900	26x1.50/1.75	108	Presta RVC
EIB60064200	26x1.50/1.75	109	Presta 48mm RVC
EIB60059100	26x1.50/1.75	110	Presta 60 mmRVC
EIB59777000	26x1.50/1.75	108	Schrader
EIB63828900	26x1.90/2.125	125	Presta RVC
EIB63874200	26x1.90/2.125	127	Presta 48mm RVC
EIB63832100	26x1.90/2.125	127	Presta 60 mmRVC
EIB63810000	26x1.90/2.125	126	Schrader
EIB51596200	650x18/25	69	Presta 48mm RVC
EIB75076300	27.5x1.90/2.35	145	Presta RVC
EIB75077200	27.5x1.90/2.35	147	Presta 48mm RVC
EIB69846300	700x18/25C	65	Presta RVC
EIB69838600	700x18/25C	66	Presta 48mm RVC
EIB69859200	700x18/25C	67	Presta 60 mmRVC
EIB96827400	29x1.90/2.35	154	Presta RVC
EIB96827600	29x1.90/2.35	156	Presta 48mm RVC



TUBES			
PART #	SIZE	WEIGHT (g)	VALVE TYPE
WELTERWEIGHT			
EIB14205000	16x1.90/2.125	97	Schrader(low lead)
EIB23952600	20x1.30/1.50	90	Presta 48mm
EIB23940600	20x1.30/1.50	88	Presta 48mm RVC
EIB29513000	20x1.90/2.125	122	Schrader(low lead)
EIB22993000	20x1 1/4-1 3/8	105	Presta RVC
EIB22992000	20x1 1/4-1 3/8	106	Schrader(low lead)
EIB22994000	20x1 1/4-1 3/8	107	Presta RVC(low lead)
EIB29513200	20x1.90/2.125	121	Presta RVC
EIB48713000	24x1.90/2.125	147	Presta RVC
EIB48713200	24x1.90/2.125	148	Presta RVC(low lead)
EIB49899000	24x2.125	164	Schrader
EIB48701000	24x1.90/2.125	148	Schrader(low lead)
EIB51707100	26X1.0/1.25	86	Presta RVC
EIB51709100	26X1.0/1.25	87	Presta 48mm RVC
EIB60065200	26x1.50/1.75	139	Presta 48mm RVC
EIB63464200	26x1.90/2.125	161	Presta RVC
EIB63871200	26x1.90/2.125	163	Presta 48mm RVC
EIB63464300	26x1.90/2.125	163	Presta 60 mmRVC
EIB67681000	26x2.125	179	Schrader
EIB63803200	26x1.90/2.125	162	Schrader
EIB63761200	26x1.90/2.125	165	Schrader 48mm
EIB67705900	26X2.2/2.5	212	Presta RVC
EIB67706200	26X2.2/2.5	212	Schrader
EIB75071100	27.5x1.5/1.75	143	Schrader
EIB75071200	27.5x1.5/1.75	146	Schrader 48mm
EIB75081700	27.5x1.5/1.75	143	Presta RVC
EIB75081400	27.5x1.5/1.75	144	Schrader 48mm
EIB75080100	27.5x1.90/2.35	188	Schrader
EIB75080400	27.5x1.90/2.35	191	Schrader 48mm
EIB75078400	27.5x1.90/2.35	187	Presta RVC
EIB75079300	27.5x1.90/2.35	189	Presta 48mm RVC
EIB75081100	27.5x1.90/2.35	189	Presta 60 mmRVC
EIB75098000	27.5x2.20/2.50	223	Schrader
EIB75097100	27.5x2.20/2.50	223	Presta RVC
EIB96822500	29x1.90/2.35	177	Schrader
EIB96826100	29x1.90/2.35	176	Presta RVC
EIB96826200	29x1.90/2.35	178	Presta 48 mmRVC
EIB81558000	700x18/25,27x7/8-1	83	Schrader
EIB81559000	700x18/25,27x7/8-1	86	Schrader 48mm
EIB81557100	700x18/25,27x7/8-1	83	Presta RVC
EIB81555100	700x18/25,27x7/8-1	84	Presta 48 mmRVC
EIB81556100	700x18/25,27x7/8-1	85	Presta 60 mmRVC
EIB69823100	700x18/25C	87	Presta 80 mmRVC
EIB93836100	700X25/32C	95	Presta 48 mmRVC
EIB93836300	700X25/32C	96	Presta 60 mmRVC
EIB00095300	700X25/32C	98	Presta 80 mmRVC
EIB94199000	700x35/45,27x1 3/8-1 3/4	127	Schrader
EIB94199100	700x35/45,27x1 3/8-1 3/4	130	Schrader 48mm
EIB94198100	700x35/45,27x1 3/8-1 3/4	127	Presta RVC

TUBES			
PART #	SIZE	WEIGHT (g)	VALVE TYPE
FREERIDE			
EIB67446800	26x2.20/2.50	292	Presta RVC
EIB67447400	26x2.20/2.50	293	Presta 48mm RVC
EIB67445000	26x2.20/2.50	292	Schrader
EIB67445600	26x2.20/2.50	295	Schrader 48mm
EIB75102000	27.5x2.20/2.50	326	Schrader
EIB75105100	27.5x2.20/2.50	326	Presta RVC
EIB75109100	27.5x2.20/2.50	327	Presta 48mm RVC
EIB00095200	29x2.20/2.50	347	Schrader
EIB00095100	29x2.20/2.50	347	Presta RVC
EIB00095000	29x2.20/2.50	348	Presta 48mm RVC
DOWNHILL			
EIB49959900	24x2.50/2.70	423	Presta RVC
EIB49963000	24x2.50/2.70	423	Schrader
EIB68560100	26x2.50/2.70	460	Presta RVC
EIB68562200	26x2.50/2.70	461	Presta 48mm RVC
EIB68566000	26x2.50/2.70	460	Schrader
EIB00097400	29x2.20/2.50	433	Schrader
EIB00097500	29x2.20/2.50	433	Presta RVC
EIB00097600	29x2.20/2.50	434	Presta 48mm RVC
FAT/PLUS			
EIB68600200	26x3.8/5.0	429	Presta RVC
EIB68600800	26x3.8/5.0	429	Schrader
EIB00041800	27.5x2.5/3.0	274	Schrader(low lead)
EIB00026200	27.5x2.5/3.0	274	Presta RVC
EIB00026300	27.5x2.5/3.0	275	Presta 48mm RVC
EIB75507000	27.5x2.5/3.0	503	Presta RVC
EIB75517000	27.5x2.5/3.0	503	Schrader
EIB75660000	27.5x3.8/5.0	438	Presta RVC
EIB75665000	27.5x3.8/5.0	439	Presta 48mm RVC
EIB75670000	27.5x3.8/5.0	438	Schrader
EIB97200600	29x2.5/3.0	389	Schrader
EIB00041900	29x2.5/3.0	294	Schrader(low lead)
EIB00026400	29x2.5/3.0	294	Presta RVC
EIB00026500	29x2.5/3.0	295	Presta 48mm RVC







TIRE SAFETY

- ❑ CONSULT YOUR OWNER'S MANUAL FOR SPECIFIC TIRE INFORMATION.
- ❑ CLEARANCE AROUND TIRES MUST BE MAINTAINED. INCREASED TIRE SIZE MAY REQUIRE AN INCREASED RIM WIDTH. INSPECT TIRES CLOSELY FOR SUFFICIENT CLEARANCE.
- ❑ ALWAYS WEAR PROTECTIVE EYEWEAR WHEN INSTALLING INNER TUBES OR TIRES.
- ❑ WHEN REPLACING TIRES, BE SURE TO ALSO REPLACE THE INNER TUBES. STRETCHED INNER TUBES CAN CREASE AND FAIL DUE TO THINNING OF THE INNER TUBE RUBBER.
- ❑ CONSULT YOUR BICYCLE PROFESSIONAL FOR CORRECT RIM STRIP REPLACEMENT.
- ❑ MAKE SURE YOUR TUBE SIZE MARKINGS MATCH THE TIRE SIZE.
- ❑ USE TIRE ONLY FOR DESIGNATED TERRAIN, ON AN APPROPRIATE BICYCLE AND USING PROPER SAFETY EQUIPMENT AT ALL TIMES.
- ❑ FOLLOW TIRE PRESSURE GUIDELINES LOCATED ON YOUR TIRE.
- ❑ CHECK TIRE PRESSURE BEFORE EVERY RIDE.
- ❑ CHECK YOUR VALVE CORES FOR DAMAGE. IF VALVE CORES ARE DAMAGED, REPLACE THEM.
- ❑ CHECK YOUR TIRES FOR DAMAGE BEFORE AND AFTER RIDING. PUNCTURED, CRACKED, BULGING OR BLISTERED TIRES SHOULD BE REPLACED IMMEDIATELY. IF NOT REPLACED, DAMAGE CAN RESULT IN SUDDEN AND COMPLETE TIRE FAILURE.
- ❑ CHECK TO ENSURE THAT THE BEADS OF THE TIRES ARE FULLY AND EVENLY SEATED AROUND THE ENTIRE CIRCUMFERENCE OF THE RIMS BEFORE EVERY RIDE.
- ❑ AFTER REPLACING WORN TIRES, TAKE TIME TO BECOME ACQUAINTED WITH THE HANDLING AND PERFORMANCE OF YOUR NEW TIRES.
- ❑ DO NOT CUT, SIPE OR OTHERWISE MODIFY YOUR TIRES.
- ❑ CHECK FOR BROKEN OR DAMAGED SPOKES AND REPLACE AS NECESSARY.
- ❑ REPLACE BENT OR DAMAGED RIMS OR WHEELS IMMEDIATELY.
- ❑ LIQUID SEALANTS SHOULD ONLY BE USED IN THE FOLLOWING TYPES OF TIRES: TUBELESS ROAD, TUBULAR, AND TUBELESS READY. THE USE OF LIQUID SEALANTS IN ANY OTHER MAXXIS TIRE WILL VOID THE WARRANTY.
- ❑ TUBE-TYPE TIRES SHOULD ONLY BE USED IN CONJUNCTION WITH AN INNER TUBE ON AN APPROVED RIM.
- ❑ DO NOT STORE TIRES IN DIRECT SUNLIGHT FOR EXTENDED PERIODS OF TIME.
- ❑ ALLOWING TIRES TO STAND IN OIL, GASOLINE OR OTHER CHEMICALS MAY HAVE AN ADVERSE EFFECT ON THE RUBBER COMPOUNDS OF THE TIRE.
- ❑ FAILURE TO FOLLOW THESE GUIDELINES CAN RESULT IN ACCELERATED TREAD WEAR AND MAY CAUSE CATASTROPHIC TIRE FAILURE.





MAXXIS[®]
TIRES
MAXXIS.COM