




9TH

SPIRIT OF WATER



HYLAS  
SAILING YACHTS



### **PERFORMANCE**

The Hylas 46 is a serious contender when space is at a premium. This yacht offers many of the benefits usually only found on much larger vessels. With its powerful combination of elegance, innovation, and precision, this sailing vessel performs flawlessly as it glides across the ocean. Enjoy the abundant storage, refined elegance in the beautiful hand finished teak furniture and unsurpassed electrical and mechanical systems that power this world-class cruiser.

### **DESIGNED WITH PRECISION**

- ≈ Robust modern sail plan with generous beam carrying to the stern.
- ≈ High performing advanced technology
- ≈ Excellent stability and engineered for unprecedented strength and reliability
- ≈ Private luxurious upscale staterooms
- ≈ Top-shelf hardware in every application
- ≈ Custom elegant interiors that provide world class comfort
- ≈ Spacious living areas for additional guests

## SPECIFICATIONS & EQUIPMENT

---

### HULL & DECK

- Solid handlaid fiberglass layup with no core and using vinylester resins and Isophthalic Gel-coat.
- Hull is laid up with two epoxy barrier coats below the waterline for optimal protection
- Three coats of bottom paint
- Watertight collision bulkhead forward of forward cabin with independent overboard drainage
- Watertight stern sections across aft lazarettes and stern locker
- Divided anchor locker with separate locker for fenders and docklines
- Large aft stern lazarettes, port and starboard with dual Bailey latches for watertight seal
- Stern garage with dedicated rule auto bilge pump with manual over ride in cockpit
- Solid lead keel
- Keel available in two options  
Shoal Draft: 5'5" dry weight  
Shoal Draft: 6'6" dry weight
- Semi skegged rudder for optimal performance, strength and protection
- Bottom of rudder plane in each mode above the keel plane for grounding safety
- Solid GFRP fiberglass in all areas of deck for fittings and stress area
- Molded non skid available in linen beige or whisper grey
- Solid stainless sternhead fitting with split bow roller with stowage for 45lb CQR and 45lb Danforth
- Solid stainless striker plates for bow protection
- Salt water washdown pump for anchor washdown
- Two pair of stainless steel 12" bow cleats, one pair of 12" midship cleats and one pair of 12" stern cleats
- 30" high stanchions with double lifelines
- Side boarding ladder with port and starboard side mounting brackets
- Mainship 316 stainless overhead hatches and port throughout
- Winch Inventory:

Primary winches	Antal XT 52
Secondary winches	Antal XT 48
Mainsheet winch	Antal XT 44
Cockpit winch	Antal XT 44
Halyard winches	Antal XT 44
- Harken sand staysail blocks
- Teak handrails on foredeck coach roof and aft coach roof
- Stainless steel companionway handrails
- Whitlock pedestal with offset pedestal for instrument mounting

- Ritchie 5" compass
- Solid Teak varnished cockpit table with teak drink holders
- Solid stainless cow vents, 4 total. One pair forward and one pair aft
- Stainless protective stern plate
- Freshwater hot and cold shower on stern platform
- Fold down stainless stern ladder
- Inner forestay chainplate for optional inner forestay

### MECHANICAL & ELECTRICAL

- Yanmar 75 HP 4 cylinder turbo diesel engine with cockpit controls and complete alarm system
- Morse single lever control system to protect against high RPM gear shifting
- Dual Racor fuel filtration system allowing independent filter and bypass system
- Walborough In line fuel pump allowing engine bypass for filtration and eliminates the need for future engine bleeding in the case of a dry fuel tank
- Oil change pump built in as standard
- All wire is tinned, no copper wiring except Selden supplied masthead lights
- All thru hull fittings are solid bronze and all bonded
- Two 3" copper strips running bow to stern both port and starboard for grounding
- Two 8D house batteries 510 amp/hr total
- Engine starting battery 1 x 125 amp
- Anchor windlass/bow thruster battery 1 x 255 amp
- All batteries are isolated with a built in reverse isolation switch
- One 80 amp alternator dedicated to engine start. One 130A alternator dedicated to house bank.
- All batteries self-contained, strapped and secured
- 2" engine room sound insulation, fire retardant
- Choice of shore power connector; 50 amp/125v, 50 amp/220v or 30 amp/125v connector
- 50 amp built in battery charger
- Navigation lights; running lights, masthead anchor, tricolor, steaming light and foredeck light
- Depth sounder, speed log and windspeed indicator
- 4 interior speakers and 2 exterior cockpit speakers
- Three independent bilge pump systems, with float switches



### **GROUND TACKLE**

- Maxwell power Windlass with chain feed and stainless steel plate for chain protection, with bow controls and remote cockpit windlass controls.
- Primary anchor and tackle: 250' system 40-3/8" galvanized chain with 45lb CQR
- Secondary anchor and tackle: 50' system 40-3/8" chain and 300' of 5/8" anchor rope with 45lb Danforth
- Five docklines, 35' x 5/8" premium braid New England ropes

### **RIG & RIGGING**

- Selden anodized aluminum mast with double spreader rig
- Standing rigging
- Forward and aft lowers for rig stability
- Discontinuous rigging for optimal strength and increased hardware
- Furlex roller furling forestay
- Doyle sails including mainsail and 135% Genoa with sunbrella cover
- Primary and secondary main Halyard
- Primary and secondary Genoa Halyard
- Halyard bales on forward dorades

### **PLUMBING & TANKAGE**

- 201 gallons of total water tankage in three independent tanks
- 100 gallons of total fuel tankage in two independent tanks
- Options available to increase and/or change balance of total and type of tankage
- All tanks have easy access for inspection with dipsticks, threaded inspection port and larger inspection
- Port for interior inspection and cleaning
- Two independent Shurflo freshwater systems
- Third manual freshwater pump, foot activated for freshwater accessed in the galley
- All tankage for water and fuel is stainless
- Two independent holding tanks, one dedicated to each head.
- 10 gallon hot water heater heated via engine driven system or AC supply
- All through hull fittings are bronze with seacocks or valves and bonded

### **INTERIOR**

- Hylas Yachts offers owners a unique opportunity to customize interiors to a level that very few builders allow. In addition, many changes cost very little or are no cost which offers and increases the value of their yacht considerably
- Customized teak interior



- Solid teak soles laid on subflooring with coats of varnish
- Solid teak doors and trim
- Finely finished cabinetry with a choice of solid or louvered finish
- Solid teak handrails throughout the interior for easy movement offshore
- Abundant overhead hatches and ports for excellent ventilation
- Epoxy sealed endgrains and subflooring
- All cabin sole pieces are positive locking for offshore passage making
- All cabinets are finished throughout including complete interiors
- All overhead headliner is easily removed

#### **GALLEY**

- Galley is over 7' in length with a through to aft cabin offering total safety with room to brace on either tack while offshore
- Ample cabinets, storage lockers and drawers including full length pantry for cutlery, cookware and food storage
- Side out trash container with positive locking door
- Force 10 three burner stove propane monitor and two sensors
- Frigoboat 12v freezer/refrigeration with thermostatic controls and temperature gauges
- Boxes have electric pump for keeping drained freezer/refrigeration boxes are both top and front loading
- Counter top recesses over stove allowing for stainless steel backsplash and increased counter space when in place
- Manual foot pumps for Fresh water
- Owners choice of color and style counters

#### **NAVIGATION STATION**

- Forward facing nav station with full size table to hold folded admiralty charts or full size chart kits
- Owner may customize table, drawers, instrument and repeater panels to their liking
- Fast access to complete wiring harness and breakers
- All instruments and systems well labeled inside and out and traced numerically

#### **FORWARD CABIN & HEAD**

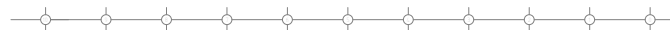
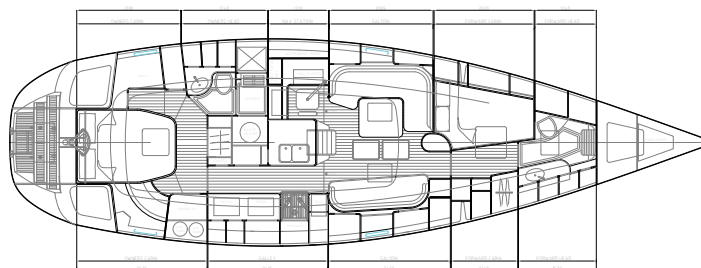
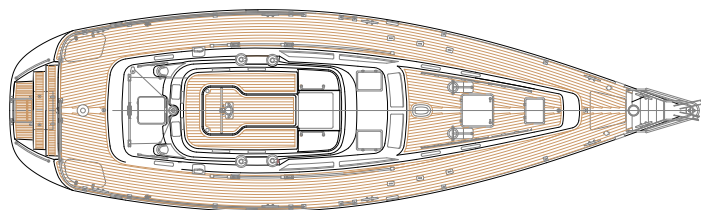
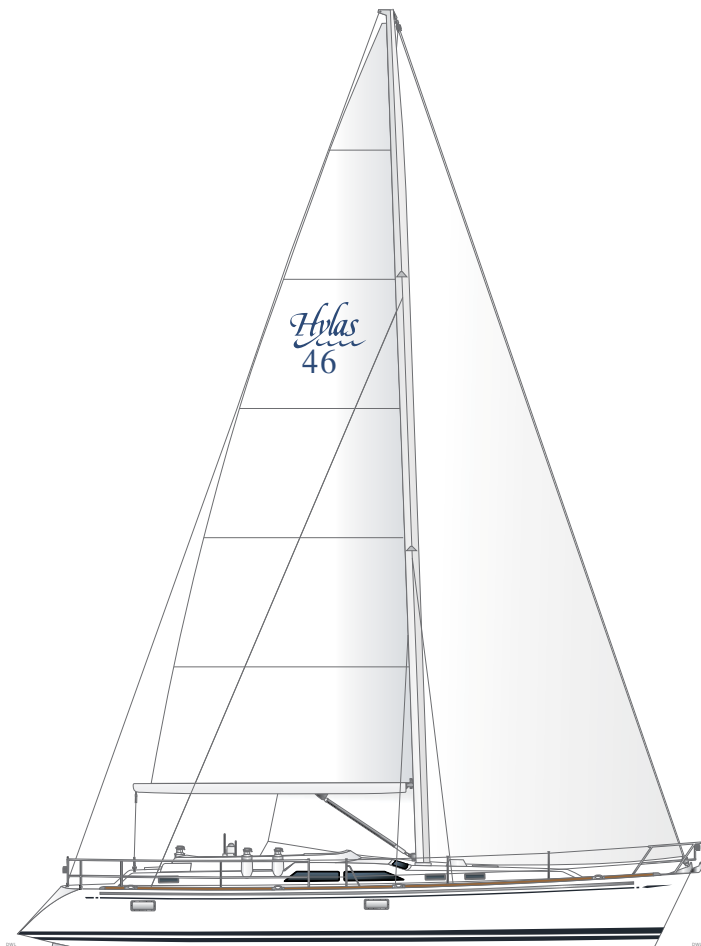
- Full double berth with 6'9" in length
- Three rows of drawers underneath berth with two separate isolated storage bins
- Starboard side allows an option of: three full length hanging lockers, settee or desk area
- Cabinets above the berth for added storage
- Three large storage lockers
- 29.5 gallon dedicated holding tank with dual 'Y' valve systems for direct over board, deck pump out and direct pump out of holding tank overboard with independent hand pump

#### **AFT STATEROOM & OWNERS HEAD**

- Queen size aft berth set centerline with split mattress and accompanying starboard side settee
- Port and starboard side hanging lockers with optional removable shelves
- Full length deep hanging locker centerline
- Portside vanity with fold up mirror and drawer with three separate cabinets
- Cabinet or drawers available under owners berth
- 27 gallon dedicated holding tank with dual 'Y' valve systems for direct over board, deck pump out and direct pump out of holding tank overboard with independent hand pump

#### **MAIN SALOON**

- Solid teak dinette with removable leaf for smaller table size. Dinette drops down easily to create a full double berth
- Full length starboard settee pulls out an additional 9" for a wide sea bath
- All tankage in main saloon is located below the sole allowing extensive storage under all seating areas and behind the dinette and settee
- Double walk through passageway offering optimal ventilation and movement throughout the interior
- Two folding stools double as footrests and cocktail tables
- Custom TV cabinet area available and designed to fit each owners' specs
- Maximum headroom just under 7'



## SPECIFICATIONS

LENGTH OVERALL	46'3"   14.10 m
LENGTH OF WATERLINE	40'0"   12.19 m
BEAM	13'9"   4.19 m
DRAFT	Shoal 5'5"   1.651 m / Deep 6'6"   1.98 m
DISPLACEMENT	27,777 lbs   12,599 kg
BALLAST	12,347 lbs   5,601 kg
WATER TANKAGE	200 gallon   757 litres
FUEL TANKAGE	100 gallon   373 litres
SAIL AREA	1170 sq. ft w/135% Genoa   108.70 m <sup>2</sup>
BALLAST / DISPLACEMENT RATIO	.44
MAST ABOVE WATER	63'0"   19.35 m
DESIGNER	Germán Frers

  
**HYLAS**  
 SAILING YACHTS



STH

*Hylas*

**HEADQUARTERS**  
**QUEEN LONG MARINE**  
**TAIWAN**  
+886 7 831 5216

**US DIVISION**  
**HYLAS YACHTS**  
**MIAMI, FL**  
+1 786 497 1882

**EUROPE DIVISION**  
**GRABAU INTERNATIONAL**  
**LIMITED**  
**UNITED KINGDOM**  
+44(0) 1590 673715

**HYLASYACHTS.COM**

