


The logo for SOPURE Beverage Technology is a circular emblem. It features a dark outer ring with the text "SOPURE BEVERAGE TECH SOLUTIONS" at the top and "PERFECTION THROUGH PASSION" at the bottom. In the center is a stylized, light-colored letter "P" set against a dark, gear-like background.

S O P U R E<sup>®</sup>  
BEVERAGE TECHNOLOGY

PLATINUM COMPACT ESPRESSO











# SO PURE COMPACT ESPRESSO

Space to enjoy the full flavour aroma

Compact Espresso offers you the combination of unrivalled style and quality of our platinum range at an alternative size to suit any environment. Made from high quality materials at the Swiss standards of precision, this elegant automatic coffee machine infuses elegance of a true drinking experience with the decadence and grace in size.

So Pure Compact Espresso has a selection of up to 10 hot beverages, while it might be compact, it truly captures the So Pure style of drinking perfection.

## BEAUTIFUL DESIGN AND SUPERIOR CRAFTSMANSHIP

-  Glass front fascia
-  Optional unplumbed internal water tank
-  Stainless steel details on door
-  Optional selection buttons
-  Illuminated capacitive selection buttons
-  Intelligent dispense area lighting
-  Low carbon footprint
-  Rotatable cup stand



## MODELS

---

### COMPACT TOUCH

---

**Coffee:** 1 x 2 litre ≈ 680 gram

---

**Chocolate:** 1 x 1 litre ≈ 775 gram

---

**Topping:** 1 x 1 litre ≈ 650 gram

---

### OPTIONS & ACCESSORIES

---

**Illuminated capacity selection buttons**

---

**Intelligent dispense area lighting**

---

**Optional payment systems**

---

**Integrated water tank (3 liter)**

---

**Unplumbed internal water tank option**

---

**Base cabinet**

---

**Hygiene kit for ingredient / water contact parts**

---

**Maintenance / cleaning kit**

---

**Americano valve**

---

**Drink strength regulation**

---

**Start / stop button**

---

### CUSTOMER BRANDING ON REQUEST

---

**\*\*Etched facia option**

---

### COMPACT PUSH

---

**Coffee:** 1 x 2 litre ≈ 680 gram

---

**Chocolate:** 1 x 1 litre ≈ 775 gram

---

**Topping:** 1 x 1 litre ≈ 650 gram

---

### FEATURES

---

**Very compact machine**

---

**Low carbon footprint**

---

**Membrane selection panel**

---

**Illuminated capacity selection buttons or  
10 or 18 drink selections (using shift button)**

---

**Drink settings adjustable to suit**

---

**Double dispense spout**

---

**Separate (hot) water dispensing point**

---

**Intelligent dispense area lighting**

---

**Infinitely adjustable cup stand**

---

**Rotatable cup stand for jug function**

---

**Closable container nozzles**

---

**Jug function**

---

**2 cup sensors**

---

**USB port for software upload**

---

**Easy in use and maintenance**

---

**Energy saving mode**

---

**Automatic cleaning program**

---

**Dispense counting (total / daily number of drinks)**

---

\*\*subject to minimum order requirements

## TECHNICAL SPECIFICATIONS

<b>Capacity per hour:</b>	50 cups (180 ml)
<b>Dispense speed:</b>	App. 35 sec (120 ml)
<b>Dimensions:</b>	H x W x D: 524* x 320 x 515mm
<b>Maximum cup height:</b>	14 cm
<b>Power rating:</b>	ac 1N 230V, 50 Hz, 3.000 W
<b>Water connection:</b>	3/4" BSP
<b>Weight (empty):</b>	25 kg

\*Height depending on adjustable feet



## BEVERAGE CHOICE OPTIONS

<b>Café crème</b>	•
<b>Espresso</b>	•
<b>Double espresso</b>	+
<b>Cappuccino</b>	•
<b>Café au lait</b>	•
<b>Latte macchiato</b>	•
<b>Espresschoc</b>	•
<b>Hot chocolate</b>	•
<b>Creamy choc</b>	•
<b>Decaffeinated</b>	+
<b>Hot water</b>	•
<b>Jug coffee</b>	+
<b>Stop function</b>	•
<b>Strength regulation</b>	+
<b>Jug function</b>	+
<b>Shift (2x)</b>	+

• Standard  
+ Optional

S O P U R E <sup>TM</sup>  
B E V E R A G E T E C H N O L O G Y

From design through to manufacture we are committed to creating the perfect product for your business, and when coffee is your business you shouldn't settle for anything less than pure brewing perfection. Which is why we think there is only So Pure.

[WWW.SO-PURECOFFEE.CO.UK](http://WWW.SO-PURECOFFEE.CO.UK)



Unit 30, Calibre Ind. Park Laches close, Off Enterprise Drive, Four Ashes, Wolverhampton, WV10 7DZ  
Phone: +44 (0)1902 - 79 86 06 [sales@so-purecoffee.co.uk](mailto:sales@so-purecoffee.co.uk)