



Australian Shepherd Club of America

Established 1957

AGILITY **Rules & Regulations**

June 2019

Australian Shepherd Club of America

6091 E. State Hwy 21

Bryan, TX 77808

(979) 778-1082

FAX (979) 778-1898

www.asca.org

These amended Rules and Regulations are effective June 1, 2019, unless noted otherwise.

Shaded areas indicate rule changes with **effective date** listed.

Last updated: 1-5-2020

- Made BOD/Committee approved changes to 1.3.6, 2.1.5.1, & 9 to further clarify toys in the ring
- Removed highlighting/strike-out of 2018 rule changes (5-1-2019)
- Formatted for 2019 style (5-1-2019)
- Added 2019 rule changes (5-1-2019)

ASCA® is a registered trademark for the Australian Shepherd Club of America.
Copyright© 2018 The Australian Shepherd Club of America. All rights reserved.

Individual copies of this rulebook are \$2.50 for Full members and \$5.00 for Service members.

The following contents are clickable links that will take you directly to that section.

Table of Contents

1	General Information.....	5
1.1	Rules Governing ASCA Agility Trials	5
1.2	Purpose of Agility Trials	5
1.3	Eligibility for Entry	5
1.4	Handlers with Disabilities	6
1.5	Code of Personal Conduct.....	7
2	The Agility Trial.....	8
2.1	Trial Administering and Sanctioning	8
2.2	Agility Obstacles	1
2.3	Trial Officials and Staff.....	1
2.4	Measuring a Dog's Height.....	2
2.5	Catalog	5
2.6	Awards.....	1
2.7	Submission of Records	1
2.8	Other Financial Responsibilities.....	2
3	Championship Program Sanctioned Classes, Divisions, & Levels	3
3.1	General Descriptions	3
3.2	Levels	3
3.3	Divisions	4
4	ACE (Agility Competition Enthusiast) Program Sanctioned Classes, Divisions, and Levels	5
4.1	General Descriptions	5
4.2	Levels	5
4.3	Divisions	6
5	Regular Class.....	7
5.1	Regular Class Description	7
5.2	Qualification Requirements.....	7
5.3	Obstacle Requirements	7
5.4	Course Design	7
5.5	Standard Course Time.....	2
5.6	Determining Course Time.....	3
6	Jumpers Class.....	3
6.1	Class Description.....	3
6.2	Qualification Requirements.....	4
6.3	Obstacle Requirements	4

6.4	Course Design	4
6.5	Standard Course Time.....	1
7	Gamblers Class.....	3
7.1	Class Description.....	3
7.2	Scoring and Qualification Requirements.....	3
7.3	Obstacle Requirements	1
7.4	Course Design Requirements.....	1
7.5	Course Time	2
7.6	Determining Course Time.....	3
8	Other Classes.....	1
8.1	Non-Regular	1
8.2	Pre-Novice.....	1
8.3	For Exhibition Only	1
9	Faults	1
9.1	Handling Faults.....	1
9.2	Obstacle Performance and Faults	3
9.3	Start and Finish Lines	5
9.4	Time Faults: Regular and Jumpers Classes	6
10	Titling Requirements	6
10.1	Qualification Points	6
10.2	Basic Titling Requirements	6
10.3	Championship Program ASCA Agility Trial Champion (ATCH).....	6
10.4	Outstanding Performance Titles – Championship Program.....	7
10.5	Superior Performance Titles – Championship Program.....	7
10.6	ASCA Agility Title Abbreviations – Championship Program	7
10.7	Agility Competitor Extraordinaire (ACE).....	8
10.8	Outstanding Performance Titles – ACE Program	9
10.9	Superior Performance Titles – ACE Program	9
10.10	ASCA Agility Title Abbreviations – ACE Program.....	9
10.11	Combining Qualifying Scores/Points from Different Divisions – Championship Program	10
10.12	Combining Qualifying Scores/Points from Different Division - ACE Program	11
10.13	Transferring Points between the Championship and ACE Programs	11
11	Judges Responsibilities and Guidelines.....	12
11.1	Eligibility for Being a Judge.....	12
11.2	Judges Responsibilities	12
11.3	Emergency Judge.....	13
11.4	Judge Restrictions	13

11.5	Course Designs	13
11.6	Course Design Review	14
12	Agility Finals	15
12.1	Rounds	15
12.2	Eligibility.....	15
12.3	Notification	16
12.4	Verification	16
12.5	Fees.....	17
12.6	Awards.....	17
12.7	Judging and Scoring	17
12.8	Selection of Finals Judges	19
12.9	Finals Course Design	19
12.10	Agility Finals Workers	19
12.11	Photographs of Finals Champions.....	1
12.12	Sample Ribbon Order for Agility Finals.....	1
13	Agility National Specialties	1
13.1	Sanctioning	1
13.2	Bitches in Heat.....	1
13.3	Nationals Agility Trial Results	1
13.4	Nationals Photographs	1
13.5	Eligible Dogs.....	1
	APPENDIX A: Equipment Specifications.....	2
	APPENDIX B: Agility Merit Program.....	5
	APPENDIX C: ASCA Agility Judging Program	6
	APPENDIX D: Judge's Addendum	10

Found at the back of these rules:

ASCA Judge's Code of Ethics

ASCA Dog Aggression Rules & Affiliate Incident Report Worksheet

ASCA Conflict Resolution Protocol & Request for Conflict Resolution Request Form

1 General Information

1.1 Rules Governing ASCA Agility Trials

1.1.1 Governing Rules

Agility trials sanctioned only by the Australian Shepherd Club of America (ASCA) are governed by ASCA's "Agility Rules and Regulations"; by any rules and regulations set forth in the Premium for each trial (which shall not conflict with the "Agility Rules and Regulations"); and by the Bylaws of the Australian Shepherd Club of America.

1.1.2 Reports of Abuse

The show committee shall investigate any reports of abuse of dogs or severe disciplining of dogs on the grounds or premises of a show. Any person who conducts himself in such manner or in any other manner prejudicial to the best interest of the sport shall be dealt with promptly.

1.1.3 Definition of Premises

The limits are the boundaries of the grounds. Premises constitute a larger area, its boundaries not well defined. It consists of the land building(s) and all parking areas adjacent to and a continuation of the show grounds where any ASCA events are held whether held separately or in conjunction with each other. Any area inside the limits is on the premises, but an area does not have to be within the limits to be considered within the premises.

1.1.4 Training Collars

Special training collars (electronic shock, sound, etc.) shall not be used on the grounds or premises. These requirements shall not be interpreted as preventing a handler from moving normally about on the grounds or premises with a dog on leash. There shall be no intensive or abusive training of dogs on the grounds or premises.

1.2 Purpose of Agility Trials

The purpose of an ASCA Agility Trial is to demonstrate the ability of the dog and its handler to work as a smooth functioning team. The dog should be under control at all times and show a willingness to work for the handler. The handlers should always conduct themselves in a sportsmanlike fashion.

1.3 Eligibility for Entry

All members wanting to compete for the ASCA Agility finals must be "full, dual, or lifetime members. "Service" members are not eligible for finals invitations.

1.3.1 Age

All healthy, trained dogs over eighteen (18) months of age are eligible to compete for qualifying scores in ASCA Agility Trials. See Chapter 8 for participation guidelines for dogs under the age of eighteen (18) months.

1.3.2 Bitches in Heat

Bitches in heat (except as specified in Section 12.2.8 and Section 13.2), lame, or blind dogs are ineligible for entry.

1.3.3 Dog Breeds

All ASCA Agility trials shall be open to purebred and mixed breed dogs (except as specified in Section 13.5).

1.3.4 Artificial Devices on Dogs

Dogs may not wear any artificial devices during their course run, including, but not limited to, bandannas, bandages, dog sweaters, etc., except when a handler uses a small rubber band or non-decorative clip to keep the hair out of a dog's eyes.

1.3.5 Participation in Trials

Participation is a privilege afforded by the Host club(s) and may be extended or withdrawn by the Host club's trial committee based on suitable cause only. Refusal of entries shall be reported to the ASCA office. No dog that is owned or co-owned by the

judge or a member of the judge's immediate family (Husband, Wife, Father, Mother, Son, Daughter, Brother, or Sister, Father in law, Mother in law, Son in law, Daughter in law, Brother in law, or Sister in law) may show in a class in which that judge is judging, however, For Exhibition Only (FEO) entries may be accepted from anyone in the judge's immediate family and/or household and they may show any dog in a class in which that judge is judging.

No entry shall be accepted from a dog or handler disqualified from the ASCA agility program; a dog or handler disqualified from all ASCA programs; or a person not in good standing with ASCA.

1.3.6 Other Restrictions

In all classes the handler shall direct their dog through the course without a collar or lead. No food, toys, balls or other devices may be brought into the ring or used within ten (10) feet (3.1 meters) of the perimeter of the entire ring. The handlers may not carry/wear anything in the ring which might be construed to be an aid to the performance of the dogs (including fanny packs, leashes around their waists, cell phones, cameras). See also Section 9.1 for rules about toys, etc. (Effective December 20, 2019)

1.3.7 Communicable Disease

- A. No dog shall be eligible to compete at any show, no dog shall be brought into the grounds or premises of any dog show, and any dog which may have been brought into the grounds or premises of a dog show shall immediately be removed, if it:
 1. Shows clinical symptoms of canine influenza, distemper, infectious hepatitis, parvovirus, leptospirosis, kennel cough or other communicable disease, or
 2. Has been confirmed by a veterinarian to have a communicable disease within thirty days prior to the opening of the show, or
 3. Has been kenneled within thirty days prior to the opening of the show in a household in which there were veterinarian-confirmed cases of canine influenza, distemper, infectious hepatitis, leptospirosis, kennel cough or other communicable disease.
- B. The ASCA Board of Directors reserves the right to call a quarantine if the situation warrants. The length and details of such quarantine will vary depending on the specific disease and the gravity of the situation.
- C. Protocol for Communicable Disease Notification:
 1. In the event that a host Affiliate is made aware of a dog exhibiting symptoms of a communicable disease, the hosting Affiliate will in turn investigate, following the steps outlined in the Conflict Resolution Protocol, observe the dog, and, if warranted, remove the dog. Dogs that within thirty days prior to the show have traveled or have been kenneled with a dog exhibiting symptoms may also be removed. In the case of removal of a dog(s), the Affiliate shall immediately report it to the ASCA Board via the Executive Secretary by emailing the Affiliate Health and Safety Report. The Affiliate Club shall provide a copy of the report to the owner of the dog(s).
 2. Owners who believe that their dogs have contracted a communicable disease while at an ASCA event or have attended an ASCA event within the incubation period of a communicable disease should report the illness to the ASCA Board of Directors by contacting the Executive Secretary and submitting the Owner's Health and Safety Report form. All reports will be kept confidential.
 3. Reports received by the Board will be investigated by an assigned Director, per normal Board procedure, to assess the extent of the communicable disease risk. The assigned Director will investigate and will report findings and a recommendation to the Board within three working days.
 4. In instances of reported cases of communicable disease during or following the ASCA National Specialty, ASCA will send out a notice to the membership through its official means of communication, notifying members of the report of the disease and providing educational information concerning the disease in question. Affiliate clubs scheduling events within thirty days of the ASCA National Specialty should be aware of possible financial losses if a quarantine is necessary.

1.4 Handlers with Disabilities

The Australian Shepherd Club of America strives to provide an opportunity for everyone to participate in its events. Judges may make reasonable accommodations to the extent necessary to permit handlers with disabilities to compete. Disabilities are not

always apparent and therefore a judge cannot determine if a handler is disabled. It is the handler's responsibility to request accommodations and to let both the judge and trial committee know of these accommodations as soon as possible, preferably before the trial, so any accommodations can be discussed before arrival. Dogs handled by disabled handlers shall be required to perform the courses as designed and shall be penalized for failure to perform as described in these rules.

Reasonable accommodations can include: more time at the start line to remove dog's leash, alternate buzzer or whistle for gamblers classes, and someone to help the handler with taking the leash off and putting the leash on. However, accommodations are not limited to these listed and are on a case-by-case basis due to the vast range of disabilities. Should any handler experience any problems with receiving reasonable accommodations, they should notify one of the members of the trial committee. If the trial committee is unable to reasonably accommodate you, please let the ASCA Board of Directors know.

1.5 Code of Personal Conduct

According to ASCA's By-Laws, one of the objectives and purposes of the Club is to do all in its power to protect and advance the interests of the Australian Shepherd as a purebred dog and to encourage sportsmanlike competition at dog shows, working and obedience trials, tracking tests/trials and at any other event where Australian Shepherds participate. Contestants, event workers, judges, and visitors are expected to maintain a family-oriented, sportsmanlike atmosphere. Judges and workers are expected to exhibit professionalism and courtesy. Competitors are expected to conduct themselves at the highest level of sportsmanship.

Personal Conduct and Sportsmanship at ASCA Events

ASCA has the right to reprimand or suspend its members, contestants, judges, helpers, and officials, from any or all privileges of ASCA for conduct prejudicial to the best interests of the Australian Shepherd, ASCA events or ASCA. ASCA has the right to remove from its show grounds any visitors who violate its code of conduct. Everyone at an ASCA event shall maintain the highest level of sportsmanship and are to conduct themselves accordingly. Foul/ abusive language, yelling at exhibitors or judges, disorderly conduct, and/or poor sportsmanship will not be allowed and will be disciplined.

Poor Sportsmanship is grounds for discipline. This includes purposeful harassment and bullying. If poor conduct occurs, an Affiliate or the ASCA Board of Directors may take direct action, even if no formal request for conflict resolution is filed. If a representative of the Affiliate (Show Secretary, President, other officer, etc.) witnesses improper conduct, the Affiliate should remove the disruptive individual(s) from the event grounds for the entire show/trial weekend. Any other person observing poor sportsmanship should file a Request for Conflict Resolution, making the behavior in question subject to the ASCA Conflict Resolution Protocol.

The presiding Judge/Judges is/are responsible for enforcing the preceding within the ring/trial arena. The Event Committee is responsible for enforcing the preceding outside the ring/trial arena and within the Show Grounds.

For enforcement, the following definitions apply:

Boundaries of Ring/Trial Arena and Show Grounds:

- a. RING/TRIAL ARENA: The ring/trial arena is the bounded area in which judging of an event occurs and over which the Judge has authority. The boundary is defined by physical barriers plus a buffer zone extending ten (10) feet from such physical barriers.
- b. SHOW GROUNDS: The Show Grounds are the boundaries of the grounds on which ASCA events are held. They include, but not limited to, all areas outside the ring/trial arena (including the buffer zone) set aside to support the conduct of the event.

2 The Agility Trial

2.1 Trial Administering and Sanctioning

2.1.1 Affiliate Clubs

Only ASCA Affiliate Clubs or Licensees will be permitted to hold or recommend for sanctioning an Agility trial to offer classes for ASCA certification. An Affiliate Club/Licensee must be in good standing with ASCA and have the exclusive right to schedule, sanction and conduct official ASCA programs.

Official ASCA programs that require sanctioning and award points or qualifying scores that lead to an ASCA title shall not be conducted by any individual(s), non ASCA Affiliates/Licensees or business(es).

Affiliate Club(s) or Licensees in good standing with ASCA will have the exclusive right to schedule, sanction and conduct official ASCA programs.

No individual(s), non ASCA Affiliated corporation(s) or business(es) shall realize any monetary profit, or any other benefit because of any connection with an ASCA sanctioned event. Normal event sponsorship or advertisement by any individual(s), corporation(s) or business(es) shall not conflict with this rule. Individuals, corporations or businesses that enter into an agreement with Affiliate Clubs/Licensees to supply materials, services, facility rentals, livestock rentals or any other need required for the conduct of sanctioned events shall not conflict with this rule.

2.1.2 Sanctioning an Event outside a State/Area

ASCA Affiliate Clubs or Licensees shall not request sanctioning for any event to be held outside of their state/area in a state/area that is already served by at least one Affiliate Club or Licensee. If a state/area is not served by an Affiliate Club or Licensee, then an Affiliate Club or Licensee from another state/area may sanction events there on a first come basis. If an Affiliate Club/Licensee wishes to sanction an event at a site that is outside of their state/area they must first secure written permission from all the Affiliates/Licensees in that state/area. This written permission shall be submitted to the Business Office with the sanction request before sanctioning can be granted.

If an Affiliate Club/Licensee organizes in a state/area that formerly did not have an Affiliate Club, then the new Club shall have primary sanctioning authority. Out of state/area Affiliate Clubs or Licensee must then follow the procedure as outlined in the previous paragraphs.

Affiliate clubs who sanction pre-national events to be held in the state/area of the National Specialty event are exempt from the provisions of this section.

2.1.3 Trial Locations and Dates

An ASCA Affiliate/Licensee may not hold an ASCA sanctioned agility trial within 200 miles of another ASCA Affiliate/Licensee sanctioned agility trial, on the same or overlapping dates, without written consent from the club or licensee who has first right to that date.

The use of the Club/Licensee name for event purposes cannot be transferred. Each Affiliate Club or Licensee, which holds a sanctioned event at least once in every two consecutive years, shall have first right to claim the corresponding dates or holiday weekend for its event to be held in the next succeeding two (2) years. If the Affiliate Club/Licensee having first right to the dates does not host a sanctioned event on that date in the following year, another Club/Licensee may use the preexisting date for an event. The original Affiliate Club/Licensee shall still have first right to the date on the second year following their original event. If they do not host a sanctioned event on that date in the second year, they lose the first right to the date. The ASCA Business Office will hold paperwork from any other Affiliate Club/Licensee wishing to use a preexisting date until the ASCA Business Office has been notified that the Affiliate Club/Licensee with the preexisting date will not use the event date that year. If paperwork must be held pending receipt of the notification from the Affiliate Club or Licensee with the preexisting date, the ASCA Business

Office will notify the second Affiliate Club or Licensee within fourteen (14) days upon receipt of the Sanctioning Request Form. To facilitate timely receipt of materials, Affiliate Clubs/Licensees wishing to use a preexisting date should contact the Affiliate Club/Licensee and request notification be sent in writing to the ASCA Business Office stating the preexisting date will not be used that year. If the Affiliate Club or Licensee with the preexisting date does not use that date on the second year following their original event, first claim to that date will pass to a second Affiliate Club/Licensee, if there is one. If a date has not been previously claimed, the Affiliate Club/Licensee whose sanctioning is postmarked first shall be awarded the date.

2.1.3.1 Trial Cancellations

If sanctioning paperwork has been filed for a trial and the club decides to cancel the trial (before the trial starts), the club's trial coordinator/chair/secretary must notify the office immediately. Upon request, sanctioning fees will be held for use on a future date. The club shall reimburse the judge for normal trial expenses incurred (course copies, travel expenses, etc.) that cannot be used at a future date. Once notification of the club's intent to cancel the trial is received, the business office will notify the Judge of record and Course Reviewers that the trial has been canceled.

If the trial cannot be opened or completed by reason of acts of GOD, civil disturbances, environmental conditions, fire, public emergency, riots, or any other cause beyond the control of the Trial Committee, it may be canceled. Considerations for safety shall be assessed for all dogs, exhibitors, judge, and Trial Committee. The Trial Committee should seek input from the exhibitors and the judge of record, but the decision to cancel is the trial Committee's decision and that decision is final. The refund of entries is at the discretion of the Trial Committee.

2.1.4 Sanctioning Request Form

An ASCA Affiliate/Licensee must submit an official Agility Trial Sanction Request to the business office at least 60 days in advance of the proposed trial date. Sanctioning requests submitted via email or facsimile must be received during the business office hours of operation no later than 60 days prior to the trial date. Sanctioning requests submitted via mail must be postmarked 60 days prior to the trial date. The sanctioning fee (as set by the ASCA Board of Directors) must be submitted with the application. The sanctioning fee will be assessed for each day of the trial.

A Club may request to sanction a one-day agility trial or two or more days of agility trials, held on consecutive days. The sanctioning request form shall consist of a single form for either a one-day trial or consecutive days of trials and shall list the date and the classes offered per day (including partial days). For recording purposes, the Business Office will assign a separate 'event' number for each trial day.

The maximum number of ASCA sanctioned classes per trial day is six (6) (see Section 2.1.5). An Affiliate requesting sanctioning for the ASCA National Specialty may not offer more than six (6) sanctioned classes even if the 'trial' is spread over multiple days (see Section 13.1).

The ASCA Business Office will not accept responsibility for sanctioning requests lost in the mail. It is recommended that Clubs/Licensee retain proof of mailing for all sanctioning requests submitted via mail. It is the responsibility of the Club/ Licensee to obtain confirmation of receipt from the business office of any sanctioning requests submitted electronically. If the Host Club/Licensee with the preexisting dates postmarks or electronically submits their sanctioning request form past the 60-day deadline and it is not received 45 days prior to the event, they will lose first right to this date for that year.

Affiliate Clubs/Licensees must have their Show Coordinator (an ASCA Member in good standing and appointed by the Affiliate Club/Licensee 'on file' at the Business Office) sign the reverse side of the Agility Trial Sanction Form. The Show Coordinator will be responsible for accurate filing of the trial sanctioning along with appropriate fees in a timely manner. The Show Coordinator is also responsible for insuring all trial reports, with appropriate fees, are submitted to ASCA after the show in a timely manner.

An agility trial show secretary shall be listed on the Agility Trial Sanction Form and must be an ASCA member in good standing.

Upon the hiring of a judge, host clubs shall electronically provide judges with a detailed list of available equipment to be used for each ring, plus a diagram of each ring to be used, showing ring dimensions, location of gates, nature and uniformity of

surface, and locations, nature, and dimensions of any ring obstructions. The host club shall also indicate whether electronic timing equipment is available for use. The equipment lists, ring diagrams, and information on electronic timing shall be provided not later than 60 days prior to the first day of the trial.

2.1.4.1 Sanctioning Fees

Late Sanctioning Fees: Sanctioning requests received between 45-60 days prior to an event will be accepted upon payment of a fine (see Schedule of Fees) past the 60-day postmark deadline; or past the 60-day electronic receipt deadline. Sanctioning requests received by the Business Office less than 45 days prior to a sanctioned event will not be accepted under any circumstances. Clubs submitting delinquent sanctioning request three times will lose all late sanctioning privileges for a period of two years.

The sanctioning fee (as set by the ASCA Board of Directors) will be submitted with the application. The sanctioning fee will be assessed for each day of the trial. The fee for a partial day shall be the same as a full day.

2.1.5 Trial Premium

Clubs may offer a maximum of six (6) ASCA sanctioned classes per 'trial day' in any combination they choose. A copy of the premium shall be sent to the ASCA office along with the trial sanctioning paperwork. The Business Office will acknowledge receipt of sanctioning paperwork and approval of the premium. Premiums cannot be distributed until approved. A copy of the premium is to be sent to the judge(s) who is/are to officiate and should be distributed and/or posted to prospective exhibitors at least five (5) weeks in advance of the proposed trial date.

The premium must include all the information listed in Section 2.1.5.1 below. An Entry Form and a QTracker Number and Service Membership Application, or a link to the 'Application' on the ASCA Website, must be included with the premium. These forms can be downloaded from the ASCA Website.

A Host club may wish to provide additional information such as week-end packages, how checks should be made payable, where to send entry forms and requests for additional information such as e-mail address, etc.

Any ASCA Affiliated Club requesting ASCA sanctioning for any event(s) shall, when making application for said event(s), include any applicable county, state, country or any other bylaws, rules of conduct or associated restrictions regarding dogs, their exhibition and the holding of said event(s) and shall include a list of such rules, bylaws or restrictions in the premium list. Such rules, restrictions, bylaws, etc., shall be printed in English and the language of the country where said event(s) will be held, listing all pertinent information.

Additional information regarding QTracker numbers could also be listed (i.e. If your dog is an ASCA registered Australian Shepherd, fill in your dog's registration number where designated on the entry form. If your dog is not an ASCA registered Australian Shepherd and you would like to earn ASCA titles, you will need to obtain an ASCA QTracker number for your dog. The ASCA business office will track qualifying scores earned only by ASCA registered dogs. Once you have an ASCA QTracker number, use it as your dog's "ASCA Registration Number" on all entry forms).

2.1.5.1 Premium: Required Information

The Agility Trial Premium shall include the following information:

- The proposed date and location of the trial.
- A full description of the trial's ring surfacing (grass, grass/dirt, sand, matting over concrete, carpet, sod, shavings, etc.).
- A listing of all classes offered for each day.
- A listing of entry fees and description of any discounts or price reductions offered.
- The date and time for the closing of entries.
- A statement either allowing for day-of-trial entries or for accepting pre-entries only.
- A description of prizes and awards and a description of how High in Trial awards (if offered) are to be calculated.
- The name(s) of the judge(s)/alternate judge(s) who is/are to officiate.

- A listing of the individual obstacles, including the type of contacts (slatted or slat-less), type of contact surface (paint and sand, rubber, etc.), height of A-frame, type of tire if used (displaceable or non-displaceable), and the spacing of the weave poles.
- A description of any restrictions for entry into the trial.
- A statement that the trial will be held under the current rules and regulations of ASCA.
- A statement that no entry shall be accepted from a dog or handler disqualified from the ASCA agility program; a dog or handler disqualified from all ASCA programs; or a person not in good standing with ASCA. A list of such dogs will be supplied by the business office along with the sanctioning paperwork.
- An official ASCA approved entry form shall be included (see next Section 2.1.6).
- The name, phone number and email address of the trial secretary and trial chairperson. Other trial officials may also be listed.
- A copy of the current QTracker Number and Service Membership Application or a link to the current 'Application' available on the ASCA Website. (This information is not required for the ASCA Nationals and per/post-trial premiums.)
- Whether or not toys will be allowed in the ring for training purposes (one-ring trials only). **(Effective June 1, 2019)** If training in the ring with toys is allowed, the premium must indicate where the handlers with toys will run in the class order. **(Effective December 20, 2019)** [See section 9.1 for guidelines for using toys in the ring.] **(Effective June 1, 2019)**

2.1.6 Official Entry Form

Clubs that generate entry forms to send out in premiums, and/or clubs that post the entry form electronically (on server lists, web sites, etc.), must submit to the ASCA Business Office at the time that they are requesting sanctioning of the event, a copy of the entry form which they plan to use. The entry form must be approved by ASCA before sanctioning is granted. The entry will not be considered acceptable until all information has been completed and the entry form has been submitted with the proper entry fees.

All entry forms shall be 5-1/2" by 8-1/2" (i.e., the size of one-half of an 8-1/2" by 11" piece of paper) (14.85 cm by 21 cm, i.e., the size of one-half of an A4 paper (21 cm by 29.7 cm piece of paper). Entry forms put up at web sites by the hosting club must use .pdf format so that the front of the entry form is no larger than 5-1/2" by 8-1/2" (14.85 cm by 21 cm with A4 paper) when downloaded and printed and the site must have on the same web page (by the side of the front of the entry form), the agreement form which when downloaded is no larger than 5-1/2" by 8-1/2" (14.85 cm by 21 cm with A4 paper) such that both the front of the entry form and the agreement that normally is on the back of the entry form appear together on one 8-1/2" by 11" (14.85 cm by 21 cm with A4 paper) page when printed.

The entry form shall include the following information:

- | | |
|---|--|
| • Trial date(s) | • Handler's Name |
| • Name of Host Club | • Owner/Handler's Address, City, State, Zip or Postal Code |
| • Dog's Registration Number | • Owner/Handler's Phone Number |
| • Dog's Full Name, Call Name, Breed, Birthdate, Sex | • Classes Entered, Program (CH/ACE), Division, and Level |
| • Dog's Height at Withers, Jump Height Entered | |
| • Owner's Name | |

The following statement must appear on the front of the form: "Exhibitor/owner must read and sign reverse side of this form."

The back of the entry form shall include an "Agreement" containing indemnity clauses. These sections must be reproduced verbatim (including punctuation and case of letters; in paragraph 1 of the Agreement, fill in the name of the club through which sanctioning is obtained; also, fill in the name of the owner/manager of the site). After all the indemnity clauses the following sentence must appear "I have read, understood, and acknowledge the above Agreement" followed by signature line for owner or exhibitor, date, signature of Parent or Legal Guardian of Minor, and telephone number of Legal Guardian of Minor.

AGREEMENT

The person who signs this agreement represents that he/she is authorized to enter into this agreement on behalf of both exhibitor and the owner of entered dog. In consideration of acceptance of this entry:

1. As used here "ASCA" means the Australian Shepherd Club of America, its affiliate clubs and each of their members, officers, directors, employees, show chairs, show committees and agents.
2. Exhibitor/owner agree to abide by the rules and regulations of ASCA, and any other rules and regulations appearing in the premium for this event.
3. Exhibitor/owner certify that the entered dog is not a hazard to persons, dogs, or property and that the entered dog's rabies vaccination is current in accordance with the requirement of the state in which the dog resides.
4. Exhibitor/owner acknowledge all hazards presented by the event and the event premises, including, but not limited to, the condition of the floors, stairways, halls, lighting, security measures or lack of, electrical appliances, fittings, show rings, parking areas and the presence of unfamiliar animals and people; exhibitor and owner assume the risk of any harm arising from these.
5. Exhibitor/owner release ASCA [**NOTE:** Club(s) through which ASCA sanctions the trial must include its/their name(s) here] (including its officers, directors, and members, and event organizing committee), [**NOTE:** the owner(s) of the site must be included here] (including its officers, agents, and employees) and will defend them and hold them harmless from all present and future loss, injury, damage, claims, demands and liabilities involving the entered dog, the event or event premises. Without limiting the generality of the foregoing hold harmless provisions, exhibitor /owner hereby specifically assume sole responsibility for and agree to indemnify and save aforementioned parties harmless from any and all loss and expenses (including legal fees) by reason of the liability imposed by law upon any of the aforementioned parties for damages because of bodily injuries, including death, at any time in consequence of my (our) participation in this event, howsoever such injury, or death may be caused , and whether or not the same may have been caused or may have been alleged to have been caused by negligence of the aforementioned parties or any of their employees or agents or any other persons.

I have read, understood, and acknowledge the above Agreement.

Signature of Owner/Exhibitor

Date

Signature of Parent or Legal Guardian of Minor

Date

2.2 Agility Obstacles

All obstacles must meet the specifications listed in Appendix A Equipment Specifications. Clubs have the option of using slatted or slat-less contact equipment and will specify in the trial premium the type of contact equipment to be used at the trial. Slat-less contact equipment and displaceable tires are preferred.

The following obstacles are required at an ASCA Agility trial:

- A-Frame
- Dog Walk
- Weave Poles (5-6 for Novice and 10-12 for Open and Elite)
- Jumps (16 minimum, non-winged or winged)
- Teeter-Totter
- Open Tunnel

The following obstacles are optional for an ASCA Agility Trial:

- Double Bar Jump
- Tire Jump

2.2.1 Arena/Ring Dimensions

The minimum usable course area for an Agility trial ring is 8,000 square feet (743 square meters).* Although the 8,000 square feet (743 square meters) usable area is the absolute minimum size acceptable for agility, a 12,000 square foot (1115 square meters) or larger ring (e.g., 100' x 120' (30.5 m x 36.6 m), 110' x 110' (33.5 m x 33.5 m), 95' x 130' (29 m x 39.6 m), or 90' x 135'

(27.4 m x 41.2 m), etc.) of clear, unobstructed ring surface, is highly recommended wherever feasible. The trial area shall be of a non-slip surface, preferably grass, which will provide a safe and cushioned footing for the dogs and handlers competing.

*In exceptional cases the minimum usable course area may be 7,200 square feet (669 square meters). For areas 7,200 to 7,999 square feet only wingless jumps with 4' (1.2 m) bars may be used, and the host club must have a dog walk with 8' (2.4 m) planks available for the judge to use, if desired. Otherwise a 12' (3.6m) dog walk may be used by the judge only if course design places dog walk along the longest side of the arena. Course areas this small should be the rare exception when no larger, more suitable facilities can be found, and only if the aforementioned wingless 4' jumps are used.

In all areas, the minimum width of the area must be 60 usable feet wide.

2.2.2 Other Areas

Ample area close by should be available for crating and exercise areas, warm-up, and for spectators to view the Agility ring. If possible, the spectator viewing area should be separate from the crating, exercise and warm-up areas. The Agility ring should be partitioned by rope or adequate fencing to prevent spectators from interfering with the course area before or during the trial. Use of fencing (e.g., snow fencing) is encouraged where there is a foreseeable risk of harm to dogs who leave the ring. An area shall be set up for each ring for warm-ups for the dogs prior to their competing. Each warm-up area should have adequate space for one to two jumps, or a jump and a short set of weave poles.

2.3 Trial Officials and Staff

2.3.1 Trial Officials

Every ASCA sanctioned Agility Trial shall have the following officials:

- **ASCA Approved Agility Judge(s).** (See also Chapter 11 and Appendix C) The Agility trial shall be officiated by one or more judges from the ASCA Approved Agility Judges list. The judge shall be responsible for finalizing each course before judging begins for each class. The judge shall be responsible for inspecting the equipment and verifying that it meets ASCA specifications and that the equipment is in safe condition for the trial. The judge is solely responsible for signaling faults and for establishing the Standard Course Time. The judge shall make all final decisions as to the measurements of the dogs entered. ALL DECISIONS OF THE JUDGE SHALL BE FINAL.
- **Show Secretary.** The show secretary shall mail prepared premium lists to potential exhibitors, be responsible for the preparation of the show catalog, be familiar with the paperwork in the show sanctioning packet, provide QTracker Number and Service Membership forms, and verify the final show reports which are sent to the ASCA office with the official marked catalog. Both the ASCA Agility Trial Secretary and the Trial Chair should be on the grounds during the agility trial. The Trial Secretary is responsible for the preparation and completion of all paperwork that must be returned to ASCA. See Section 2.7.
- **Trial Chair.** The Trial Chair is the head of the organizing committee and is responsible for the supervision of the correct functioning of the trial, thus must be on the grounds during the Agility Trial. Any disputes should be brought to the Trial Chair. Exhibitor check-in and the measuring of dogs should be coordinated by the Trial Chair who will be in communication with the judges if any measuring discrepancies occur. The Trial Chair should be responsible for ensuring that the agility equipment is in good working condition.
- **Chief Score Keeper.** The Chief Score Keeper and assigned score table stewards shall be responsible for recording each dog's score into the official catalogs. After the scribe marks any faults for each run onto the scribe sheet, the actual time from the timekeeper's stop watch/electronic timing display is recorded on the scribe sheet and the sheet is then turned over to the Chief Score Keeper table where they will convert the timekeeper's time reading from minutes and seconds over to a total number of seconds. The score table shall also calculate the number of time faults, course faults, total faults for each run in the Regular and Jumpers classes and the total number of points earned for each dog in the Gamblers classes. The score table stewards shall calculate class placements for each jump height and record all qualifying rounds on the appropriate forms. The score table stewards are responsible for ensuring that the course distances and standard course times are recorded for each class. The Chief Score Keeper shall sign the ASCA form certifying that the scores for the trial were verified and correct.

- **Chief Ring Steward.** The duties of the Chief Ring Steward are to assign workers for each class and to ensure that those positions are filled when the class is ready to start to not delay the trial. Suggested class workers are: Gate Steward, Timer, Scribe, Leash Runner, Scribe Runner, Pole Setters (at least 2) and Score Table assistants.
- **Chief Course Builder.** The Chief Course Builder is responsible for directing the course builders. S/he should insure that the course is set as closely as possible to the design submitted by the judge without making personal interpretations or changes without explicit permission from the judge.

2.3.2 Trial Workers

In addition to the Trial Officials, additional workers are required to help run the trial. The following positions may be required; some jobs may be combined, where appropriate, when there is a shortage of volunteer help.

- **Gate Steward.** The gate steward is responsible for keeping the trial running smoothly by keeping the dogs entered in each class in order, ready to run, and on the start line when required. The gate steward shall be provided with a running order of dogs entered by the trial secretary. The gate steward shall try to have three dogs in order and prepared to enter the ring.
- **Leash Runner.** The leash runner should obtain the leash and, if worn, the collar from the handler and place it in a convenient place near the finish line.
- **Timer.** The timer shall be the official timekeeper for each class offered at the trial. The timer is responsible for timing each dog's performance, using a stop watch or electronic timing device, and keeping an accurate and consistent accounting of the timekeeping for the class. The timer is also responsible for acknowledging when the dog and handler should start their run. Timers will preferably time the entire class, if that is not possible, they must complete the entire jump height.
- **Scribe.** There shall be a designated scribe for each class offered at the trial. The scribe's job shall be to closely observe the judge during each dog's performance and to mark any faults signaled by the judge. Sheets or a scoring catalog for marking faults shall be provided to the scribe by the trial secretary. Prior to the running of the class, the scribe should work with the gate steward to insure the score sheets are in the correct order.
- **Ring Stewards/Jump Setters.** At least two people (per class) should be assigned to the ring steward/jump setter positions. They are responsible for helping reset the course, changing jump heights, and resetting any displaced bars that may occur during each dog's run.
- **Course Builders.** Course builders assist the chief course builder. They are responsible for helping move equipment and set the courses between classes.
- **Scribe Sheet Runner.** The Scribe Sheet Runner will pick up the marked scribe sheets or catalog from the scribe and deliver them to the score table.

2.4 Measuring a Dog's Height

2.4.1 Determining a Dog's Height

The height of a dog consists of a perpendicular line from a flat surface on the ground to the top of the dog's withers or the points of his shoulders. This point at the top of the shoulders is where the neck appears to meet the shoulders. The dog's legs should be directly under him and the dog should not be leaning forward or backward. The dog's head should be in a natural state and not lowered towards the ground. If a club uses wickets for measuring the dogs, the judge should first measure the wickets to check for accuracy. The judge must re-measure any dog that is within ½" (1.3 cm) or less of the maximum shoulder height that could cause a jump height class change. Any exhibitor whose dog measures up into a higher jump class height when measured by a steward, may request that the judge re-measure their dog. A dog may have to move up to a higher jump height class after the measure-in process, but no dog shall move to a lower jump height than the height entered at for that trial. The judge's decision shall be final.

2.4.2 Required Measurements

Dogs with a wither height less than or equal to 20" that do not have a permanent ASCA, AKC or NADAC height card must be measured. Dogs entering 20+" or 24" jump heights class in the Standard or Junior Handler division in the Championship program, the 16+" jump height class in the Veteran Dog or Junior Handler division in the Championship program, the 16+" jump

height class in the Standard division in the ACE program, or the 12+” jump height class in the Senior Dog division in the ACE program are exempt.

The Trial Secretary shall maintain a list of all dogs needing measurement for the trial. All dogs that require measuring must present a permanent height card or be measured before the dog's first run of the trial.

If a dog was not measured and competed in a jump height class lower than eligible for, any qualifying scores AND PLACEMENTS earned at the incorrect jump height are forfeited. The only exceptions are:

1. A 20+” dog that competed in the 20” jump height class in the Standard or Junior Handler divisions in the Championship program; that dog will be moved immediately to the 20+” jump height class in their division and all placements earned will be forfeited.
2. A 16+” dog that competed in the 16” jump height class in the Veteran Dog or Junior Handler division in the Championship program or the Standard division in the ACE program; that dog will be moved immediately to the 16+” jump height class in their division and all placements earned will be forfeited.
3. A 12+ dog that competed in the 12” jump height class in the Senior Dog division in the ACE program, that dog will be moved immediately to the 12+” jump height class and all placements earned will be forfeited.

Any dog which measures higher than the entered jump height for that trial has two options:

1. Move dog to the higher jump height.
2. Run in the entered jump height but move to the FEO division. See Section 8.3 for FEO details.

Any dog that cannot be measured by the Judge of record for any reason must enter the 20+” jump height class in the Standard division in the Championship program, the 20+” or 16+” jump height class in the Junior Handler division in the Championship program, the 16+” jump height class in the Veteran Dog division in the Championship program, the 16+” jump height class in the Standard division in the ACE program, or the 12+” jump height class in the Senior Dog division, or move to the FEO division (enter at the desired jump height) for that trial.

Copies of approved height cards may either be mailed with trial entry form or presented at trial check in. Trial secretaries may note a dog's height card as 'on file' for future trials hosted by the same affiliate to avoid having to re-verify a dog's height.

The trial Judge of record has the right to re-measure a dog believed to be running in the wrong jump height class at any time. In the event of a question concerning a dog's actual height, the exhibitor must re-present the card or the dog to verify actual height. The decision of the Judge of record is final.

2.4.3 Obtaining ASCA Jump Height Cards

Dogs that are a minimum of two (2) years old with a standard jump height of 20” or less (whichever height less than or equal to 20”) may apply for an ASCA Permanent Jump Height Card.

The Jump Height Card Application may be downloaded from the ASCA Website.

The exhibitor must present two copies of the Jump Height Card Application at measuring. The measuring Judge will sign both copies and return them to the exhibitor after measuring. Upon completion of the required measurements, one copy of the form will be sent by the trial secretary to the ASCA Business Office. The other copy is for the exhibitor's record. The ASCA Business Office will only accept original signatures. No copies will be accepted.

The exhibitor must obtain two measurements by a measuring device from two separate ASCA Agility Judges at ASCA sanctioned agility events. If two separate ASCA Agility Judges are at the same ASCA sanctioned agility event, they may both measure for the height card.

Any ASCA approved agility judge (as well as the official trial judge), may measure dogs. Host clubs should make prior arrangements with ASCA Agility Judges to measure at trials.

All measuring Judges will note the lowest standard jump height for which the dog qualifies on the "ASCA Jump Height Card Application". If any one of the two measurements by a measuring Judge results in a measurement indicating a different standard height class from the other measurement, then a 3rd measuring Judge shall make an independent measurement and will make the final determination of the lowest standard jump height class for the dog may enter.

Upon completion of the measurement by the first measuring Judge if it is determined the dog is more than 1" below the standard jump height cut off for which the dog is applying, the first measuring Judge will check the box stating so and the dog will only require one signature on the form. The decision of the measuring Judge(s) is final.

Once approved by the Business Office, the ASCA Jump Height card will be electronically mailed to the exhibitor, unless requested to be USPS mailed. The exhibitor is responsible for keeping the card secure and with them at all ASCA Agility trials. A fee will be levied to replace lost cards for both ASCA and non-ASCA members.

2.4.3.1 *Challenging a Measurement*

An exhibitor may challenge a dog's 'final' measurement once a year. The exhibitor must obtain two measurements by a measuring device from at least two separate ASCA Agility Judges at ASCA sanctioned agility events. If the two measurements agree then the exhibitor is granted the challenge. The exhibitor is to relinquish the original height card to the final measuring Judge. The Judge will attach it to the new form and give to the Trial Secretary to submit with the show paperwork. If the two measurements do not agree, the challenge is not accepted, and the exhibitor may not apply for another challenge until one year after the first challenge. The decision of the challenge measuring Judges is final.

2.4.4 Jump Height Tables

The Standard Division jump heights are: 4" (ACE Program), 8", 12", 16", 20", 20+" and 24". Clubs must offer all ASCA Standard Division jump heights at trials. The 24" jump height is an optional jump height for the dog in the championship program and class placements may be combined with the 20+" class. Clubs shall offer separate classes and placements for each division in both the Championship and ACE programs for dogs measuring over 18" but under 20" and dogs measuring over 20".

Dogs entered in the Junior Handler Division classes may jump at the dog's standard jump height or 4" lower. The following table lists the maximum height required in each jump height category.

In the Standard Division in the Championship program, a handler may enter a dog in Standard Division classes at a jump height higher than the minimum height the dog is required to jump. A dog jumping at a higher jump height will be scored and have the course time of the jump height class in which the dog participates.

The following table lists the maximum height required in each jump height category.

JUMP HEIGHT TABLE

Dog's Height at Withers for ASCA Sanctioned Trials

Championship Program					
	Small Dogs		Medium Dogs	Large Dogs	
Standard Division	Withers 11" & under Jump 8"	Withers 14" & under (>11" <14") Jumps 12"	Withers 18" & under (>14" & <18") Jump 16"	Withers 20" & under (>18" & <20") are in the 20" class Jump 20"	Withers over 20" are in the 20"+ class Jump 20" (may jump 24")
Junior Handler Division	Withers 11" & under Jump 4" or 8"	Withers 14" & under (>11" & <14") Jump 8" or 12"	Withers 18" & under (>14" & <18") Jump 12" or 16"	Withers 20" & under (>18" & <20") are in the 16" or 20" class	Withers over 20" are in the 16+" or 20"+ class

				Jump 16" or 20"	Jump 16" or 20" (may jump 24")
Veteran Dog Division	Withers 11" & under Jump 4"	Withers 14" & under (>11" & <14") Jump 8"	Withers 18" & under (>14" & <18") Jump 12"	Withers 20" & under (>18" & <20") are in the 16" class Jump 16"	Withers over 20" are in the 16"+ class Jump 16"
ACE Program					
	Small Dogs		Medium Dogs	Large Dogs	
Standard Division	Withers 11" & under Jump 4"	Withers 14" & under (>11" & <14") Jump 8"	Withers 18" & under (>14" & <18") Jump 12"	Withers 20" & under (>18" & <20") are in the 16" class Jump 16"	Withers over 20" are in the 16"+ class Jump 16"
Senior Dog Division	Withers 11" & under Jump 4"	Withers 14" & under (>11" & <14") Jump 4"	Withers 18" & under (>14" & <18") Jump 8"	Withers 20" & under (>18" & <20") are in the 12" class Jump 12"	Withers over 20" are in the 12"+ class Jump 12"

Jump Height Metric Conversion: 4" (10.2 cm), 8" (20.3 cm), 12" (30.5 cm), 16" (40.6 cm), 20" (50.8 cm), 24" (61 cm) - shown to one decimal place to be more accurate.

2.4.5 Jump Height Exemptions

The following dogs 'may' jump 4" (10.2 cm) lower than indicated for their wither height if their breed is listed below:

Am. Staffordshire Terrier	Clumber Spaniel	Scottish Terrier
Australian Terrier	Dachshund	Shar-Pei
Basset Hound	Dogue de Bordeaux "DDB"	Skye Terrier
Bulldog	French Bulldog	Staffordshire Bull Terrier
Bull Terrier	Glen of Imaal Terrier	Swedish Valhund
Cairn Terrier	Miniature Bull Terrier	West Highland White Terrier
Cardigan & Pembroke Welsh Corgi	Petite Basset Griffon Vendeen	
Cavalier King Charles Spaniel	Pug	

2.5 Catalog

After entries close, a printed catalog shall be prepared for scoring. This catalog shall include the running order of the classes to be run in each ring, with the jump height groups printed in the order in which they will run. If the show is going to run more than one ring, then each ring's classes should be clearly identified. This catalog is to serve as the official catalog to be submitted to the sanctioning organization.

The scoring catalog must include a line for each dog entered, with the handler's armband number (if used), the dog's registration number, the dog's call name, the owner's name, and the handler's name, if different from the owner.

There shall be sufficient room on each dog's line to record the dog's time, time faults, course faults, and total faults for the Regular Agility class and the Jumpers class. For the Gamblers class, the dog's time, initial points, gamble points, and total points shall be recorded.

At the end of each printed class, there shall be a section to record the placements for the class. Qualifiers in each class must be clearly identified.

At the heading for each class, there shall be a line to record the course distance and the Standard Course Time for small, medium and large dogs.

For the Gamblers class, there shall be room to record the time allowed for the gamble for small, medium and large dogs.

An exhibitor's catalog may also be printed. This catalog must include at a minimum the armband number (if used), the dog's registration number, the dog's call name and the handler name. The catalog should be printed in order the classes and dogs will run. A complete listing of exhibitors and their addresses shall be printed at the back of the catalog.

2.6 Awards

2.6.1 Awards for Classes

Clubs may offer placements based on a percentage of expected entries in each jump height for each class. Clubs may combine the 20" and 20"+, or the 20"+ and 24", or the 20", 20"+, and 24" classes for placements. Where placements are awarded, placements for a minimum of ten percent of the anticipated entry are recommended. Clubs may offer more placements if they choose to. Although placement awards are not absolutely required, they are very strongly encouraged for at least the top qualifying runs in all levels and divisions, and for the Novice level and the Junior Handler divisions regardless of whether the run qualified, where trial finances permit. Placements should not be awarded for runs scored as eliminations. A green qualifying ribbon or rosette shall be given for each qualifying round in each class. Each ribbon awarded at the trial shall have the words "ASCA Sanctioned Trial" printed on it (synonyms such as "event" may be used for the word "trial"). The ribbon or rosette shall be printed with the host club's name and the placement awarded. The ASCA logo may be used in awards if an ASCA affiliate is hosting a sanctioned show, trial, or agility competition. The ribbons or rosette shall each have a place on the back for exhibitors to record the date of the trial, the judge's name, and the class.

Ribbons colors shall be as follows:

1st – Blue	4th – White	7th – Purple
2nd – Red	5th – Pink	8th – Brown
3rd – Yellow	6th – Green	Qualifying Score – Green

2.6.2 Awards for High in Levels (Novice, Open, Elite) and High in Trial

Awards for high scoring in level (Novice, Open, Elite), and/or High in Trial (HIT) are not mandatory. However, such awards shall be given for the Championship Program at the ASCA National Specialty and the National Specialty Pre or Post Trials. When such awards are given at the ASCA National Specialty and the National Specialty Pre or Post Trials, computation for these awards shall be done in the following manner:

- a. Separate awards will be given to each of the three Divisions. The Standard Division will award High in Trial to the Novice, Open and Elite levels. The High in Trial Veteran Dog and Junior Handler awards may be calculated by combining scores from all class levels.
- b. Dogs must be at the same level in all classes to be eligible for the Standard Division awards (Novice, Open, Elite). Dogs entered in different class levels may be eligible for the High in Trial Overall, Veteran Dog High in Trial and Junior High in Trial awards, or a High in Trial Combined Levels award, if offered. High in Trial Qualifying points (HITQ-points) earned shall be dependent upon the class level in which qualifying scores are earned (see item c below).
- c. Each faultless qualifying run in Regular Agility, Gamblers, or Jumpers shall be given the following HITQ-point value: runs in an Elite class shall be given 7 HITQ-points; runs in an Open class shall be given 6 HITQ-points; runs in a Novice class shall be given 5 HITQ-points. Each faulted (.01 to 5 faults) qualifying run in Regular Agility shall be given one-half the value of the equivalent level HITQ-points (runs in an Elite class shall be given 3.5 HITQ-points; runs in an Open class shall be given 3 HITQ-points; runs in a Novice class shall be given 2.5 HITQ-points).
- d. In the event of a tie for HITQ-points, the following procedures shall be used for breaking the tie. First tie breaker: The dog with the fastest combined YPS in all rounds of the regular classes in which qualifying scores were earned will be declared the winner. Second tie breaker: The dog with the highest number of gamble points and a qualifying score will be declared the winner.
- e. The computation for high scoring awards shall be posted for the competitors.

2.7 Submission of Records

After each ASCA sanctioned Agility Trial the following paperwork shall be submitted to the ASCA Business office: a completed marked catalog (including FEO runs), ASCA Official Entry Forms for all entries, Scorekeeper's Signature Form, Gross Receipts Report (including payment for event membership dues), Late Filing Fees (if applicable), Sanction Grant, Judge's Yardage & Course Times Records, copies of courses (with any changes noted) and Conduct Evaluation of Judges. The above paperwork/forms must be postmarked no later than fifteen (15) days after the close of the show.

See Fee Schedule (on ASCA Website or contact Business Office) for penalty for non-compliance. Other penalties may be imposed by the Board of Directors of ASCA.

2.7.1 Scoring and Results Report

Clubs must submit the complete results report of all dogs entered in the Regular, Gamblers and Jumpers classes, including scratches, no-shows, eliminated and FEO runs. Results report shall be 8-1/2" by 11" (or 21 cm by 29.7 cm for A4 paper) in size; all information must be legible; either an original or a copy is acceptable. Multiple rounds of a class may not be listed in columns across a single page. Qualifying scores for registered Australian Shepherds and dogs with QTracker numbers shall be highlighted. The results report shall follow the format specified in sections 2.7.1.1 and 2.7.1.2 below. Sample pages of acceptable format are available from the ASCA Business Office.

Corrections to the results report may be made by the host club during the trial. Competitors must have the opportunity to review any corrections made to the results. Once the trial has ended, the results report must be submitted to the ASCA Business Office as posted at the trial. Any scoring errors discovered after the close of the trial must be submitted to the ASCA Business Office who shall make the corrections to the results. An explanation must accompany the requested change to the results. Result reports must not be changed by anyone (except for the ASCA Business Office) after the close of the trial.

2.7.1.1 *Regular and Jumpers Classes*

The header (or footer) of each page of the report must give the club/ affiliate, name, location, and state, date of trial, the program (CH/ACE), the class, the level, and the judge.

For the Championship program, the header of the page must also include the course distance and the standard course time (in seconds) for small standard dogs, small veteran dogs, medium standard dogs, medium veteran dogs, large standard dogs, and large veteran dogs.

For the ACE program, the header of the page must also include the course distance and standard course time (in seconds) for small standard dogs, small senior dogs, medium standard dogs, medium senior dogs, large standard dogs, and large senior dogs.

The dogs running in a division must be grouped together within their program. For the Championship program: Standard, Veteran Dog, and Junior Handler. For the ACE program: Standard and Senior Dog.

The columns of the report shall be in this order, from left to right (either the long or short orientation of the 8-1/2" by 11" page (or 21 cm by 29.7 cm for A4 paper) may be used as long as the same orientation is used throughout the results report; ASCA Registration number; Height dog jumps; Program (CH/ACE), Division (**NOTE:** the Program and Division information may be put in the header rather than in the column when headers are used to separate classes); Identification of A or B class (for divided classes; leave blank for undivided classes) (**NOTE:** the identification of A or B class may be put in the header rather than in the column when headers are used to separate classes); Dog's call name; Breed; Owner/Handler's name; Dog's time (in seconds and hundredths); Time faults; Course faults; Total faults; Place; Qualifying (Q for qualifying dogs, leave blank for non-qualifying dogs). The results from the Championship program and the ACE program must be on separate pages.

2.7.1.2 *Gamblers Classes*

The header (or footer) of each page of the report must give the club/ affiliate, name, location, and state, date of trial, the program (CH/ACE), the class, the level, and the judge. Also, in the header of the page the gamble time (in seconds) for dogs jumping 4",

8" or 12", dogs jumping 16", and dogs jumping 20" or 24". The dogs running in a division must be grouped together within their program. For the Championship program: Standard, Veteran Dog, and Junior Handler. For the ACE program: Standard and Senior Dog.

The columns of the report shall be in this order, from left to right (either the long or short orientation of the 8-1/2" by 11" page (or 21 cm by 29.7 cm for A4 paper) may be used as long as the same orientation is used throughout the results report): ASCA Registration number; Height dog jumps; Program (CH/ACE), Division (**NOTE:** the Program and Division information may be put in the header rather than in the column when headers are used to separate classes); Identification of A or B class (for divided classes; leave blank for undivided classes) (**NOTE:** the identification of A or B class may be put in the header rather than in the column when headers are used to separate classes); Dog's call name; Breed; Owner/Handler's name; Dog's time (in seconds and hundredths); Initial points; Gamble points; Total points; Place; Qualifying (Q for qualifying dogs, leave blank for non-qualifying dogs). The results from the Championship program and the ACE program must be on separate pages.

2.7.2 Event Membership Dues

Event Membership Dues (See Fee Schedule; on ASCA Website or contact Business Office) must be submitted along with the marked catalog. Dues shall be computed for all Regular, Jumpers and Gamblers runs for all dogs listed in the catalog, including dogs scratched, eliminated and any 'FEO' runs.

2.7.3 Submission of Entry Forms

The original entry forms for all dogs and owner/handlers reported on the results form (marked catalog) must accompany the results form (marked catalog) and be sent to the ASCA office. The ASCA office keeps all entry forms for a period of one year; the office can make available to a club an entry form, if for some reason the club has need of a specific entry form after the date that the entry form has been sent to the ASCA office.

2.8 Other Financial Responsibilities

2.8.1 Judges Expenses

Whenever an ASCA Affiliate Club is responsible for making arrangements with and paying for the services of an Agility trial judge, the Affiliate club is encouraged to execute a contract with each judge they hire so both the club and the judge have a clear understanding of the financial arrangements. If the club does not fulfill its financial obligations as specified in the contract, ASCA will not sanction any of the club's future events until the financial obligations are fully met. The contract should include the following items as a minimum:

- Transportation (airline coach fare or agreed upon amount for driving); airport parking; shuttle fees; driving to and from the airport; if the judge purchases the ticket as agreed upon with the host club, the host club shall reimburse the judge promptly upon receipt of evidence of payment for the ticket; statement indicating the club will assume the costs for ticket change if the club changes or cancels the event and that the judge will assume costs for ticket change if the judge does not meet the ticket itinerary.
- Meals, snacks, and refreshments to be reimbursed, charged to the club's credit, and/or furnished in kind (address any limitations on numbers of and amount for meals, including taxes and gratuities; ascertain any special dietary requirements for meals, snacks, and refreshments).
- The host club's arrangements for lodging during the trial (lodging in a member's home is by agreement between the judge and the host club; clubs should indicate in the contract that charges made to the hotel room which have not been agreed upon by the host club must be paid by the judge when checking out of the hotel).
- Other agreements between the club and the judge such as kenneling charges for the judge's dogs.
- The Judge's fee. The fee rate for classes scheduled on a weekend is one dollar (\$1.00) per run listed in the running order catalog, whether or not the dog runs, or a minimum fee of \$200 per day.

The fee for additional days prior to or after a weekend trial will be based on the number of courses designed. One to six courses (**EXAMPLE:** two rounds of regular at all three levels would be six courses) will be paid one dollar per run listed in the catalog or a minimum fee of \$100 per day. Seven to eleven courses designed/offered will be paid one dollar per run listed in the catalog or a minimum fee of \$150 per day. Twelve or more courses will be paid one dollar per run listed in the catalog or a minimum fee of \$200 per day.

The minimum judging fee per day of any assignments at Nationals or the Pre-trials will be \$200. An exception would be any runs judged in an overflow capacity which would be paid at \$1.00 per run.

2.8.2 Other Trial Expenses

It is the host group's responsibility to ensure that all financial obligations for holding the trial are promptly paid. All financial obligations for rental of equipment, for the site, for ribbons, for food and refreshments, etc., shall be promptly fulfilled. Judges shall be reimbursed for the expenses they have incurred (travel, duplicating of courses, meals). The judging fee (see rates in Section 2.8.1 above) should be given to the judge at the conclusion of the trial (usually the computation of this fee can be done before the trial, i.e. as soon as the running order catalog for a pre-entry only trial is printed).

3 Championship Program Sanctioned Classes, Divisions, & Levels

3.1 General Descriptions

The ASCA Championship Program titling structure is based upon classes, divisions and levels. The classes are Regular, Jumpers, and Gamblers (see Chapters 5, 6, and 7 for detailed information on the classes). The divisions offered are Standard, Veteran Dog, and Junior Handlers. The three levels offered are Novice, Open and Elite.

Each dog and handler team can only enter either the Championship program or ACE program for all days of a trial. Points from the two programs will be separate and will not be combined except for certain elite titles points from the Championship program that may be moved to the ACE program. The 'transferring' of points will only be made once and must be requested in writing and sent to the Business office.

In ASCA sanctioned trials, qualifying rounds executed at a level higher than that needed for a lower level ASCA requirement shall be credited for points needed at the lower level title. **NOTE:** once a dog earns a qualifying score at a higher level, it can no longer return to compete at a lower level within the Championship Program.

'Finals' point accumulation for a particular class will not begin until the novice and open titles in that class are completed.

The following lists the classes, divisions and levels of ASCA certified classes:

CLASS	DIVISION	LEVEL	CLASS	DIVISION	LEVEL	CLASS	DIVISION	LEVEL
Regular	Standard	Novice	Jumpers	Standard	Novice	Gamblers	Standard	Novice
Regular	Standard	Open	Jumpers	Standard	Open	Gamblers	Standard	Open
Regular	Standard	Elite	Jumpers	Standard	Elite	Gamblers	Standard	Elite
Regular	Veteran Dog	Novice	Jumpers	Veteran Dog	Novice	Gamblers	Veteran Dog	Novice
Regular	Veteran Dog	Open	Jumpers	Veteran Dog	Open	Gamblers	Veteran Dog	Open
Regular	Veteran Dog	Elite	Jumpers	Veteran Dog	Elite	Gamblers	Veteran Dog	Elite
Regular	Junior Handler	Novice	Jumpers	Junior Handler	Novice	Gamblers	Junior Handler	Novice
Regular	Junior Handler	Open	Jumpers	Junior Handler	Open	Gamblers	Junior Handler	Open
Regular	Junior Handler	Elite	Jumpers	Junior Handler	Elite	Gamblers	Junior Handler	Elite

3.2 Levels

3.2.1 Novice Level

The Novice level is the first entry level for every class. The Novice level is for any dog which has not yet earned an ASCA title in a particular class. The purpose of dividing any class level into A/B categories is in the fairness of competition. If the dog and handler are just beginning Agility competition, they should compete in the Novice A category. If the dog or handler has previously earned a Regular Agility Standard – Novice (RS-N) title, a Gamblers Agility Standard – Novice (GS-N) title, or a Jumpers Agility Standard – Novice (JS-N) title or any of the equivalents from any international style agility association, then they must enter in the Novice B category for that class. All ASCA Agility Judges must compete in the B category if offered by the Host club. The

Gamblers classes and Jumpers classes may or may not be divided into A/B categories at the discretion of the Host club, based upon the estimated number of entries. The Regular Agility class shall always be divided into A/B categories at the Novice Level.

3.2.2 Open Level

If the handler and dog are just beginning Open Agility competition, then they should compete in the Open A category for that class, if it is offered by the club. If the handler has previously earned any Open level title or their equivalents from any international style agility association, then they must enter in the Open B category for that class. All ASCA Agility Judges must compete in the B category if offered by the Host club. The Regular Agility class, Gamblers class and Jumpers class may or may not be divided into A/B categories at the discretion of the Host club, based upon the estimated number of entries.

3.2.3 Elite Level

If the handler and dog are just beginning Elite Agility competition, then they should compete in the Elite A category for that class, if it is offered by the club. If the handler has previously earned any Elite level title or their equivalents from any international style agility association, then they must enter in the Elite B category for that class. All ASCA Agility Judges must compete in the B category if offered by the Host club. The Regular Agility class, Gamblers class and Jumpers class may or may not be divided into A/B categories at the discretion of the Host club, based upon the estimated number of entries.

3.2.4 Moving to Another Level: Class Entry Restrictions

Once a dog has completed the requirements in one level of a class on one day of a show, the handler may choose to move the dog up to the next level for any rounds of that class offered the next day, if the club has offered next day move-ups. Clubs are not required to allow move-ups during a multiple day trial. Dogs shall not move up to a new level in between rounds on the same day.

A handler is never required to move a dog up to a higher level of competition after a title is completed.

When a dog moves on to the next level of competition in the Championship Program, they may return to the previous level if they have not yet received a qualifying round at the new level.

Once a dog has earned a qualifying round at a level, they shall not return to a lower level.

3.3 Divisions

A handler may not enter a dog in more than one division of the same class round on any one day of a trial. If a dog is entered in the Veteran Dog Division of the first round of a Jumpers Class, then that dog could not also be entered in the Standard Division of the same round of the Jumpers Class on the same day at the same show. However, if a dog is entered in the Veteran Dog Division of the first round of a Jumpers Class, that dog could be entered in the Standard or Junior Handler Division of the second round of a Jumpers Class. If a dog is entered in a specific Division for one class, it is not required that the dog be entered in the same Division for all other classes for that day. **EXAMPLE:** A handler might enter a seven (7) year old dog in the Veteran Dog Division of the Regular Agility Class, and the Standard Division of the Gamblers Class. If six classes are offered on one day (i.e. two regular, two gamblers, two jumpers), the dog may only be entered in each class once.

3.3.1 Standard Division

The Standard Division is open to any dog aged 18 months or older.

3.3.2 Veteran Dog Division

The Veteran Dog Division is open to any dog age seven (7) or older. The dog's age shall be determined by the dog's actual birthday or the closest date as known.

Dogs entered in the Veteran Dog Division classes will jump 4" (10.2 cm) lower than their standard jump height. Course times for dogs entered in the Veteran Dog Division of the Regular Agility and Jumpers classes shall be 10% greater than the SCT for the Standard Division.

3.3.3 Junior Handlers Division

The Junior Handler Division is open to any dog that is being handled by a junior handler who is 17 years of age or younger. Dogs entered in the Junior Handlers Divisions classes may jump at the dog's standard jump height or 4" (10.2 cm) lower. Standard course times for dogs entered in the Junior Handler Division of the Regular Agility and Jumpers classes shall be 10% greater than the SCT for the Standard Division. The maximum course time shall remain the same as the Standard Division.

3.3.3.1 *Optional Class Categories*

The host club may choose to divide the Junior Handler classes into two different groups, youths aged 12 and under and youths 13-17 years. Clubs may choose to divide the Junior Handler classes into A/B categories instead of dividing by ages, if they choose.

4 ACE (Agility Competition Enthusiast) Program Sanctioned Classes, Divisions, and Levels

4.1 General Descriptions

The ASCA ACE Program titling structure is based upon classes, divisions and levels. The classes are Regular, Jumpers and Gamblers (see Chapters 5, 6, and 7 for detailed information on the classes). The Divisions offered are Standard and Senior Dog. The three levels offered are Novice, Open and Elite.

The same ACE classes/divisions/levels must be offered as the Championship classes/divisions/levels. **EXAMPLE:** if Elite Regular in the Championship program is offered on Friday, then Elite Regular in the ACE program must also be offered.

Each dog and handler team can only enter either the Championship program or ACE program for all days of a trial. Points from the two programs will be separate and will not be combined except for certain elite title points from the Championship program that may be moved to the ACE program. The 'transferring' of points will only be made once and must be requested in writing and sent to the Business Office.

In ASCA sanctioned trials, qualifying rounds executed at a level higher than that needed for a lower level ASCA requirement shall be credited for points needed at the lower level title. **NOTE:** dogs moving from the Championship program to the ACE program will be allowed to compete at a lower level if a qualifying score at a higher level has been obtained in the Championship program. However, once a dog earns a qualifying score at a higher level in the ACE program, it can no longer return to compete at a lower level within the ACE Program.

The following lists the classes, divisions and levels of ASCA certified classes:

CLASS	DIVISION	LEVEL	CLASS	DIVISION	LEVEL	CLASS	DIVISION	LEVEL
Regular	Standard	Novice	Jumpers	Standard	Novice	Gamblers	Standard	Novice
Regular	Standard	Open	Jumpers	Standard	Open	Gamblers	Standard	Open
Regular	Standard	Elite	Jumpers	Standard	Elite	Gamblers	Standard	Elite
Regular	Senior Dog	Novice	Jumpers	Senior Dog	Novice	Gamblers	Senior Dog	Novice
Regular	Senior Dog	Open	Jumpers	Senior Dog	Open	Gamblers	Senior Dog	Open
Regular	Senior Dog	Elite	Jumpers	Senior Dog	Elite	Gamblers	Senior Dog	Elite

4.2 Levels

4.2.1 Novice Level

The Novice level is the first entry level for every class. Dogs entered in the ACE program may enter the novice classes even if qualifying scores have been obtained at a higher level in the Championship program. The purpose of dividing any class level into A/B categories is in the fairness of competition. If the dog and handler are just beginning Agility competition, they should compete in the Novice A category. If the dog or handler has previously earned a Regular Agility – Novice title, a Gamblers Agility – Novice title, or a Jumpers Agility – Novice title or any of the equivalents from any international style agility association, then

they must enter in the Novice B category for that class. All ASCA Agility Judges must compete in the B category if offered by the Host club. The Gamblers classes and Jumpers classes may or may not be divided into A/B categories at the discretion of the Host club, based upon the estimated number of entries. The Regular Agility class shall always be divided into A/B categories at the Novice Level.

4.2.2 Open Level

If the handler and dog are just beginning Open Agility competition, then they should compete in the Open A category for that class, if it is offered by the club. If the handler has previously earned any Open level title or their equivalents from any international style agility association, then they must enter in the Open B category for that class. All ASCA Agility Judges must compete in the B category if offered by the Host club. The Regular Agility class, Gamblers class and Jumpers class may or may not be divided into A/B categories at the discretion of the Host club, based upon the estimated number of entries.

4.2.3 Elite Level

If the handler and dog are just beginning Elite Agility competition, then they should compete in the Elite A category for that class, if it is offered by the club. If the handler has previously earned any Elite level title or their equivalents from any international style agility association, then they must enter in the Elite B category for that class. All ASCA Agility Judges must compete in the B category if offered by the Host club. The Regular Agility class, Gamblers class and Jumpers class may or may not be divided into A/B categories at the discretion of the Host club, based upon the estimated number of entries.

4.2.4 Moving to Another Level – Class Entry Restrictions

Once a dog has completed the requirements in one level of a class on one day of a show, the handler may choose to move the dog up to the next level for any rounds of that class offered the next day, if the club has offered next day move-ups. Clubs are not required to allow move-ups during a multiple day trial. Dogs shall not move up to a new level in between rounds on the same day.

A handler is never required to move a dog up to a higher level of competition after a title is completed.

When a dog moves on to the next level of competition in the ACE Program, they may return to the previous level if they have not yet received a qualifying score/round at the new level.

4.3 Divisions

A handler may not enter a dog in more than one division of the same class round on any one day of a trial. If a dog is entered in the Standard Division of the first round of a Jumpers Class, then that dog could not also be entered in the Senior Dog Division of the same round of the Jumpers Class on the same day at the same show. However, if a dog is entered in the Senior Dog Division of the first round of a Jumpers Class, that dog could be entered in the Standard Division of the second round of a Jumpers Class. If a dog is entered in a specific Division for one class, it is not required that the dog be entered in the same Division for all other classes for that day. **EXAMPLE:** A handler might enter a ten (10) year old dog in the Senior Dog Division of the Regular Agility Class, and the Standard Division of the Gamblers Class. If six classes are offered on one day (i.e. two regular, two gamblers, two jumpers), the dog may only be entered in each class once, regardless of the program or division entered.

4.3.1 Standard Division

The Standard Division is open to any dog aged 18 months or older. The Standard jump height for all dogs entered in the ACE program will be 4" lower than their required height in the Championship program. Course times for dogs in the ACE program will be 10% greater than the Standard Division dogs in the Championship program.

4.3.2 Senior Dog Division

The Senior Dog Division is open to any dog age ten (10) or older. The dog's age shall be determined by the dog's actual birthday or the closest date as known.

Dogs entered in the Senior Dog Division will jump 4" (10.2 cm) lower than their standard jump height the ACE program. ***NOTE:** 4" is the lowest jump height*. Course times for dogs entered in the Senior Dog Division of the Regular Agility and Jumpers

classes shall be 10% greater than the SCT for the Standard Division in the ACE program. The maximum course time shall remain the same as the Standard Division.

5 Regular Class

5.1 Regular Class Description

The purpose of the Regular Agility Class is to demonstrate the handler and dog's ability to perform all the Agility obstacles.

- At the Novice Level, the main goal is to test the dog's ability to perform the obstacles safely. The dog is asked to execute the obstacles at a moderate rate of speed.
- At the Open Level the goal is to test the handler and dog's ability to perform the obstacles at a faster rate of speed, while performing the obstacles with more directional and distance control and exhibit obstacle discrimination. The course design should encourage handlers to work the dog from both sides comfortably.
- At the Elite Level, more complex handler strategies are tested, with the dog moving at a brisk pace. The dog should work off both sides of the handler, be able to discriminate between obstacles and freely move away from the handler while performing the obstacles with greater distance and directional control.

5.2 Qualification Requirements

For a round in the Regular class to be recognized as a qualifying round, the dog must complete the round with five (5) or less faults. This applies to all levels within all divisions in both the Championship and ACE programs.

5.3 Obstacle Requirements

The minimum and maximum obstacles allowed for any Regular course is as follows:

Novice: 14 – 16

Open: 16 – 18

Elite: 18 – 20

Individual obstacles may be taken more than once, but the total number of obstacles taken shall not exceed the maximum number of obstacles to be used for any given level.

Required obstacles for Regular class courses are as follows:

- Contact Obstacles: A-Frame, Teeter, Dog Walk
- Jumps (winged or wingless)
- Weave Poles
- Open Tunnel(s)

Each contact obstacle must be performed at least once. There shall not be more than four total contact performances required per course. There must be at least one open tunnel performance with no more than three total per course. Jumps may be used as needed. The number of weave poles required is determined by the level. Double bar jumps and tire jumps are optional.

5.4 Course Design

5.4.1 General Guidelines

The course design for the Regular Agility class shall have an inviting opening sequence using two (2) to four (4) obstacles. There should be a good balance between course segments requiring control versus course segments requiring speed. The course should have a good flow throughout its entirety. All courses should have segments which encourage the handler to work the dog from both sides of the handler. The closing sequence should consist of two to three obstacles which should highlight a fast, successful finish. For safety reasons, the Start and Finish obstacles must be different obstacles with a specific minimum distance between them (see below); 50' (15.2 m) or more at all levels being preferred. This will allow ample room for one dog to set up to run while the other dog completes the course. For consistency and safe use of any timing equipment, all courses must start on a jump (tire, winged or wing-less), or tunnel, and finish on a jump (tire, winged or wing-less or open tunnel). Courses may not start or finish on a contact or weave poles.

The Regular courses must follow the following guidelines:

- The distance between obstacles should be an average of 21 feet (6.4 meters) with the minimum distance between two obstacles being no less than 18 feet (5.5 meters).
- There should be no 90 degree turns on the course without a minimum distance (shortest path) of 20 feet (6.1 meters) between the obstacles.
- All double bar jumps shall have top bars at the same height and have as straight on of an approach as possible, however the use of a double bar jump on a gradual arc within the flow of the course is allowed. There must be a minimum spacing of 21 feet from the next obstacle on the approach and landing side of the double bar jumps.
- The tire jump shall have as straight on of an approach as possible, however the use of the tire jump in a gradual arc within the flow of the course is allowed. If used, a tire jump may only be taken once on the course.
- There shall be a clear handler path available on both sides of each piece of equipment.
- Considerations for safety shall be assessed for all size dogs.
- Courses that test obstacle discrimination shall use the guidelines described for each level. Tunnels used next to contact obstacles as links to other sections of the course (not as discrimination challenges) can be placed farther away than the specified distances.

The judge should use courses which require a minimum of movement from the judge. The judge should be able to reasonably get to all judging positions without needing to run or interfere with the dog or handler.

5.4.2 Novice Level Course Design

At the Novice level the goal is to test the dog's ability to perform the obstacles safely. The dog shall be asked to execute the obstacles at a moderate rate of speed. The course for the Novice level should also follow these guidelines:

- The course shall consist of 14-16 obstacles.
- The Start and Finish obstacles must be different obstacles with a minimum distance between them on the course of 40'-50' (12.2 m-15.2 m); preferably 50' (15.2 m) or more.
- The line of weave poles used shall consist of 5-6 poles.
- It is recommended, but not required, that any segments of the course which encourage a change of handling sides shall take place in a tunnel or while executing the A-frame.
- The course design should encourage a beginning level of obstacle discrimination. If a tunnel is placed next to a contact obstacle for a discrimination challenge, the distance between the tunnel and contact obstacle must be 1 - 3 feet (30.5 cm - .914 meters) as measured from the edge of the contact obstacle closest to the tunnel and the closest edge of the tunnel.

5.4.3 Open Level Course Design

At the Open Level, the goal is to test the handler's and dog's ability to perform the obstacles at a faster rate of speed, while performing the obstacles with more directional and distance control and exhibit obstacle discrimination. The course design should encourage handlers to work the dog from both sides comfortably. The course for the Open Level shall also follow these guidelines:

- The course shall consist of 16-18 obstacles.
- The Start and Finish obstacles must be different obstacles with a minimum distance between them on the course of 30-40' (9.1 m-12.2 m); preferably 50' (15.2 m) or more.
- There shall be 10-12 weave poles on the course, which could be comprised of one long set of 10-12 poles or two short sets of 5-6 poles.
- The course shall encourage at least two changes of handling sides that are visible to the dog (such as while the dog is performing a jumping sequence.) The course shall encourage at least three total changes of handling sides.
- The course design should encourage an Open level of obstacle discrimination. If a tunnel is placed next to a contact obstacle for a discrimination challenge, the distance between the tunnel and contact obstacle must be 1-2 feet (30.5 cm - 61 cm) as measured from the edge of the contact obstacle closest to the tunnel and the closest edge of the tunnel.
- The course design should have smooth flow while encouraging the handler to send the dog farther out for more distance handling.

- The course could consist of sequences in which the course flow repeats itself for several obstacles before changing direction from the previous sequence to the new course sequence.
- The closing sequence should encourage a brisk exit while still demonstrating good handling control.

5.4.4 Elite Level Course Design

At the Elite Level, more complex handler strategies are tested, with the dog moving at a brisk pace. The dog should work on both sides of the handler, be able to discriminate between obstacles and freely move away from the handler while performing the obstacles with greater distance and directional control. The course for the Elite level shall also follow these guidelines:

- The course shall consist of 18-20 obstacles.
- The Start and Finish obstacles must be different obstacles with a minimum distance between them on the course of 30-40' (9.1 m-12.2 m); preferably 50' (15.2 m) or more.
- There shall be a line of weave poles consisting of 10-12 poles. An additional set of 5-6 poles is optional.
- The course shall encourage at least three changes of handling sides which is visible to the dog (such as while the dog is performing a jumping sequence).
- The course design should encourage a more advanced level of obstacle discrimination. If a tunnel is placed next to a contact obstacle for a discrimination challenge, the distance between the tunnel and contact obstacle must be 0-1 feet (0-30.5 cm) as measured from the edge of the contact obstacle closest to the tunnel and the closest edge of the tunnel.
- The course design should have smooth flow while encouraging the handler to send the dog farther out for more distance handling.
- The course could consist of sequences in which the course flow repeats itself for several obstacles before changing direction from the previous sequence to the new course sequence.
- The closing sequence should encourage a brisk exit while still demonstrating good handling control.

5.5 Standard Course Time

The officiating judge shall be responsible for establishing the Standard Course Time (SCT). The judge shall measure the course using a measuring wheel to determine the course distance and then calculate the Standard Course Time (SCT) according to the level of the class, the difficulty of the course and any environmental conditions which may exist. The table below lists the recommended MAXIMUM Yards per Second (YPS) for the different levels and height groups. Any deviation from the following table shall be reported along with the reasons, for the deviation below the recommended Maximum Yards per Second (YPS), in the after-trial Judge's report. At no time may a judge ever ask a dog to exceed the recommended Maximum Yards per Second (YPS).

Regular Class Yards per Second

Championship Program			
	Small Dogs	Medium Dogs	Large Dogs
Novice	2.2	2.4	2.6
Open	2.5	2.75	3.0
Elite	2.85	3.15	3.45

The Judge shall calculate the SCT for the Championship program classes and add 10% for the ACE program classes. **EXAMPLE:** Standard division large dogs in Elite Regular with a course yardage of 156 will have a SCT of 45.22 seconds (156/3.45) and a judge shall add 10% for the Standard division large dogs in Elite Regular in the ACE program, or in this example, 49.74 seconds, and shall add an additional 10% for the large dogs in Elite Regular in the ACE Senior Dog program, or in this example, 54.71 seconds.

ACE Program SCT = Championship SCT + 10% - ACE Senior Dog Program SCT = ACE Program SCT + 10%
--

Judges should convert course distance from feet to yards by dividing the number of feet shown on the measuring wheel by three (3). The course yardage (# of feet shown on the measuring wheel divided by 3) should then be divided by the maximum YPS shown in the chart based on the class level and height division. This number should be carried out to the NEAREST 1/100th

(i.e., two decimal places or xx.xx) of a second. **EXAMPLE:** 34.246 should be used as 34.25 seconds; 34.243 shall be used as 34.24 seconds. The calculated SCT shall then be recorded on the judge's yardage sheet and reported to the score table commencing the class. In every case, the arithmetic of the computation of SCT shall be independently checked by the Trial Chair, Trial Secretary, or score-table personnel PRIOR to posting and recording the trial results.

Once submitted to the score keeper, the Standard Course Time may not be changed except in the case of a mathematical error or if the incorrect yardage or yards per second was used for the class and level. These are the only instances where the judge may change the original Standard Course Time after the class has started and such changes must be noted in the Judge's Show Report.

One fault point or part of a point will be assessed for each second or fraction of a second over the SCT. The time shall always be measured in 1/100ths of a second. A judge may establish a maximum course time (approximately 125% of the Standard Course Time (SCT)), after which the dog and handler will be dismissed from the ring.

Course time for exhibitors eliminated for 'Training in the Ring' will be Standard Course Time (SCT). Once an exhibitor has been faulted for Training in the Ring, they have up until the Standard Course Time (SCT) before they are required to leave the ring.

5.6 Determining Course Time

5.6.1 Determining a Dog's Course Time

In the Regular class, a dog's course time shall be determined using electronic 'eye' timing or by using a stop watch. The time should begin when any part of the dog crosses the start line. The time for the course shall end when any part of the dog completes the final obstacle and crosses the finish line. A dog's course time shall be recorded by the time keeper for every run. The only time a dog may not have an actual numerical value for his course time is if he is eliminated for training in the ring (ELIM), or in the event of a timer malfunction. If the dog does not complete the last obstacle and the handler places the leash on the dog to end the run, the timer shall stop the timer/stopwatch and record the time. A judge may not reassign the recorded course time for a dog except in the event of a timer malfunction as described below.

5.6.2 Timer Malfunction

Before the start of each class, the judge shall brief the timer as to how to handle a timer malfunction. Judges can request to be notified during the run if the malfunction is noticed during the first few obstacles OR after the run has been completed and before the next run.

Once notified of the timer malfunction, the judge shall have the following options:

1. If the original run did not have any course faults, allow a re-run for time only, or if in the opinion of the judge, the dog ran efficiently (without running past any obstacles, etc.) and was under Standard Course Time (SCT), then the judge may decide to assign SCT as the dog's course time.
2. If the dog incurred enough course faults in the original run to not earn a qualifying score, then the judge shall assign Maximum Course Time (MCT) and the faults incurred on the original run shall remain.
3. If the original run is stopped and the handler is offered a re-run, any faults incurred in the original run shall remain. If offered a re-run, the handler should run as close to the original sequence as possible in a safe, sportsmanlike manner.

6 Jumpers Class

6.1 Class Description

The goal of the Jumpers class is to demonstrate the ability of the handler and dog to work as a fast-moving, smooth functioning team. This class highlights the natural jumping ability of the dog while testing the handler for effective handling styles while moving at a rapid pace.

The difficulty of the course should be appropriate to the level. The course design shall adhere to the requirements listed below and extra 'dummy' jumps may be used.

6.2 Qualification Requirements

For a round in the Jumpers class to be recognized as a qualifying round, the dog must have a clean round (no course faults and no time faults). All handling faults, obstacle faults and time faults shall be scored in the Jumpers Class the same as they are scored in the Regular Agility Class. See Chapter 9.

6.3 Obstacle Requirements

The Jumpers course shall consist of a minimum of 12 different obstacles, of which there can be one double bar jump.

The minimum and maximum obstacles allowed for any Jumpers course is as follows:

Novice: 14 – 16

Open: 16 – 18

Elite: 18 – 20

The Jumpers course may consist of jumps, a tire jump, and open tunnels. A course does not have to utilize the tire jump or any tunnels, therefore consisting only of single jumps and a double bar jump, if available.

There shall not be more than three total tunnel (open) performances per course for Open and Novice levels, and not more than two total tunnel (open) performances for Elite level.

6.4 Course Design

6.4.1 General Guidelines

There should be a good balance between course segments requiring control versus course segments requiring speed. The course should have a good flow throughout its entirety. All courses should have segments which encourage the handler to work the dog from both sides of the handler. For safety reasons, the Start and Finish obstacles must be different obstacles with a specific minimum distance between them (see below); 50' (15.2 m) or more at all levels being preferred. This will allow ample room for one dog to set up to run while the other dog completes the course. For consistency and safe use of any timing equipment, all courses must start on a jump (tire, winged or wing-less), or tunnel, and finish on a jump (tire, winged or wing-less) or open tunnel.

The following are guidelines for all Jumpers courses:

- The distance between obstacles should be an average of 21 feet (6.4 meters) with the minimum distance between two obstacles being no less than 18 feet (5.5 meters).
- The course design for the Jumpers class shall have an inviting opening sequence using two (2) to four (4) obstacles.
- The closing sequence should consist of two to three obstacles which should highlight a fast, successful finish.
- There should be no 90 degree turns on the course without a minimum distance (shortest path) of 20 feet (6.1 meters) between the obstacles.
- If used, the double bar jump shall have top bars at the same height and have as straight on of an approach as possible, however the use of a double bar jump on a gradual arc within the flow of the course is allowed. There must be a minimum spacing of 21 feet from the next obstacle on the approach and landing side of the double bar jumps.
- The tire jump shall have as straight on of an approach as possible, however the use of the tire jump in a gradual arc within the flow of the course is allowed. If used, a tire jump may only be taken once on the course.
- Considerations for safety shall be assessed for all size dogs.
- There shall be a clear handler path available on both sides of each obstacle.

6.4.2 Novice Level Course Design

At the Novice level the goal is to test the dog's ability to perform the obstacles safely. The dog shall be asked to execute the obstacles at a moderate rate of speed. The course for the Novice level should also follow these guidelines:

- The course shall consist of 14-16 obstacles.
- The Start and Finish obstacles must be different obstacles with a minimum distance between them on the course of 40'-50' (12.2 m-15.2 m); preferably 50' (15.2 m) or more.
- It is recommended, but not required, that any segments of the course which encourage a change of handling sides shall take place in a tunnel.

6.4.3 Open Level Course Design

At the Open Level, the goal is to test the handler's and dog's ability to perform the obstacles at a faster rate of speed, while performing the obstacles with more directional and distance control and exhibit obstacle discrimination. The course design should encourage handlers to work the dog from both sides comfortably. The course for the Open Level shall also follow these guidelines:

- The course shall consist of 16-18 obstacles.
- The Start and Finish obstacles must be different obstacles with a minimum distance between them on the course of 30-40' (9.1 m-12.2 m); preferably 50' (15.2 m) or more.
- The course shall encourage at least two changes of handling sides that are visible to the dog. The course shall encourage at least three total changes of handling sides.
- The course design should have smooth flow while encouraging the handler to send the dog farther out for more distance handling.
- The closing sequence should encourage a brisk exit while still demonstrating good handling control.

6.4.4 Elite Level Course Design

At the Elite Level, more complex handler strategies are tested, with the dog moving at a brisk pace. The dog should work on both sides of the handler, be able to discriminate between obstacles and freely move away from the handler while performing the obstacles with greater distance and directional control. The course for the Elite level shall also follow these guidelines:

- The course shall consist of 18-20 obstacles.
- The Start and Finish obstacles must be different obstacles with a minimum distance between them on the course of 30-40' (9.1 m-12.2 m); preferably 50' (15.2 m) or more.
- The course shall encourage at least three changes of handling sides which is visible to the dog.
- The course design should have smooth flow while encouraging the handler to send the dog farther out for more distance handling.
- The course could consist of sequences in which the course flow repeats itself for several obstacles before changing direction from the previous sequence to the new course sequence.
- The closing sequence should encourage a brisk exit while still demonstrating good handling control.

6.5 Standard Course Time

The officiating judge shall be responsible for establishing the Standard Course Time (SCT) for the Jumpers class. Standard Course Time (SCT) for Jumpers will be computed in accordance with Section 5.5 using the following table of MAXIMUM Yards per Second (YPS). Once submitted to the score keeper, the Standard Course Time may not be changed except in the case of a mathematical error or if the incorrect yardage or yards per second was used for the class and level. These are the only instances where the judge may change the original Standard Course Time after the class has started and such changes must be noted in the Judge's Show Report.

Jumpers Class Yards Per Second

Championship Program			
	Small Dogs	Medium Dogs	Large Dogs
Novice	2.5	2.75	3.0
Open	3.0	3.3	3.6
Elite	3.45	3.8	4.15

The Judge shall calculate the SCT for the Championship program classes and add 10% for the ACE program classes. **EXAMPLE:** Standard division large dogs in Elite Jumpers with a yardage of 140 will have a SCT of 33.73 seconds ($140/4.15$) and a judge shall add 10% for the large dogs (in all divisions) in Elite Jumpers in the ACE program, or in this example, 37.10 seconds, and shall add an additional 10% for the large dogs in Elite Regular in the ACE Senior Dog program, or in this example, 40.81 seconds.

$\text{ACE Program SCT} = \text{Championship SCT} + 10\% - \text{ACE Senior Dog Program SCT} = \text{ACE Program SCT} + 10\%$

One fault point or part of a point will be assessed for each second or fraction of a second over the SCT. The time shall always be measured in 1/100ths of a second. A judge may establish a maximum course time (approximately 125% of the Standard Course Time (SCT)), after which the dog and handler will be dismissed from the ring. Course time for exhibitors eliminated for 'Training in the Ring' will be Standard Course Time (SCT). Once an exhibitor has been faulted for Training in the Ring, they will have up until the Standard Course Time before they are required to leave the ring.

Judges should convert course distance from feet to yards by dividing the number of feet shown on the measuring wheel by three (3). The course yardage (# of feet shown on the measuring wheel divided by 3) should then be divided by the maximum YPS shown in the chart based on the class level and height division. This number should be carried out to the NEAREST 1/100th (i.e., two decimal places or xx.xx) of a second. **EXAMPLE:** 34.246 should be used as 34.25 seconds; 34.243 shall be used as 34.24 seconds. The calculated SCT shall then be recorded on the judge's yardage sheet and reported to the score table commencing the class. In every case, the arithmetic of the computation of SCT shall be independently checked by the Trial Chair, Trial Secretary, or score-table personnel PRIOR to posting and recording the trial results.

Once submitted to the score keeper, the Standard Course Time may not be changed except in the case of a mathematical error or if the incorrect yardage or yards per second was used for the class and level. These are the only instances where the judge may change the original Standard Course Time after the class has started and such changes must be noted in the Judge's Show Report.

One fault point or part of a point will be assessed for each second or fraction of a second over the SCT. The time shall always be measured in 1/100ths of a second. A judge may establish a maximum course time (approximately 125% of the Standard Course Time (SCT)), after which the dog and handler will be dismissed from the ring.

Course time for exhibitors eliminated for 'Training in the Ring' will be Standard Course Time (SCT). Once an exhibitor has been faulted for Training in the Ring, they have up until the Standard Course Time (SCT) before they are required to leave the ring.

6.5.1 Determining a Dog's Course Time

In the Jumpers class, a dog's time for running the course shall be determined using electronic 'eye' timing or by using a stop watch. The time should begin when any part of the dog crosses the start line. The time for the course shall end when any part of the dog completes the final obstacle and crosses the finish line. A dog's course time shall be recorded by the time keeper for every run. The only time a dog may not have an actual numerical value for his course time is if he is eliminated (ELIM) for training in the ring, or in the event of a timer malfunction. If the dog does not complete the last obstacle and the handler places the leash on the dog to end the run, the timer shall stop the timer/stopwatch and record the time. A judge may not reassign the recorded course time for a dog except in the event of a timer malfunction as described below.

6.5.2 Timer Malfunction

Before the start of each class, the judge shall brief the timer as to how to handle a timer malfunction. Judges can request to be notified during the run if the malfunction is noticed during the first few obstacles OR after the run has been completed and before the next run.

Once notified of the timer malfunction, the judge shall have the following options:

1. If the original run did not have any course faults, allow a re-run for time only, or if in the opinion of the judge, the dog ran efficiently (without running past any obstacles, etc.) and was under Standard Course Time (SCT), then the judge may decide to assign SCT as the dog's course time.
2. If the dog incurred enough course faults in the original run to not earn a qualifying score, then the judge may assign the Maximum Course Time (MCT) and the faults incurred on the original run shall remain.
3. If the original run is stopped and the handler is offered a re-run, any faults incurred in the original run shall remain. If offered a re-run, the handler should run as close to the original sequence as possible in a safe, sportsmanlike manner.

7 Gamblers Class

7.1 Class Description

The Gamblers class consists of two parts: the opening 'accumulation' period and the closing 'gamble' period.

Opening Point Accumulation Period:

The strategy for the opening period is to have the handler design a safe and flowing course that will accumulate the minimum number of required points and have the dog approaching the first gamble obstacle when the 'accumulation' (30 second) period ends. The dog will accumulate points for each obstacle performed correctly and must continue to accumulate points for the entire 30 second opening period. Each obstacle may be performed twice for points. Any continual performance of an obstacle after points have been awarded may be considered training in the ring or loitering and the judge will eliminate the dog.

During the opening point accumulation period, the obstacles comprising the 'gamble sequence' may NOT be performed in order, but the 'gamble' obstacles may be performed individually, out of sequence or in reverse order.

Closing Gamble Period:

The closing sequence will test the distance, directional and the discrimination skills of the handler and dog. During this time, the handler must stay a marked distance away from the dog while the dog performs the final four known as the 'gamble closing sequence'. The dog will receive points for each of these obstacles correctly performed in the order set by the judge. If the dog earned enough points during the point accumulation period, then proceeded to earn enough points required during the gamble closing sequence and within the time allotted by the judge, then the dog will be awarded a qualifying score.

During the performance of the 'gamble sequence', the handler must stay behind the gamble line; however, the dog is not required to do so. If the dog crosses the gamble line and/or is redirected by the handler the gamble will not end, as long as the handler does not touch or cross the gamble line and time has not expired.

Closing sequence 'gamble obstacles' performed in succession (i.e., gamble obstacles 1-2 or 2-3 or 3-4), will be awarded their point value in the opening period (if performed correctly/without faults), but the gamble will be negated, and the run will be non-qualifying. The point at which the gamble obstacles were performed in sequence is where the gamble point accumulation will end. **EXAMPLE:** during the opening point accumulation period, a dog performs gamble obstacles 2 and 3 in order. If the obstacles were performed correctly, the judge would award the point value for these obstacles in the opening period. Once the whistle/horn sounds to indicate the start of 'the gamble', the dog would only receive points if obstacles 1 and 2 were performed correctly. At that point, no more points would be awarded.

Jumps will not be reset during gamblers. If a jump in the required 'gamble sequence' is used in the opening point accumulation period and the bar is displaced, the 'gamble sequence' will end at that obstacle and no more gamble points will be awarded.

7.2 Scoring and Qualification Requirements

7.2.1 Faults and Obstacle Points

In the opening sequence, the judge will call out the point values for each obstacle performed correctly by calling out those point values and the judge shall indicate an incorrectly performed obstacle by calling out 'zero' instead of a point value.

Jumps will not be reset during gamblers. If faulted (zero points awarded), the tire jump may not be re-used for points in the opening sequence. If a jump (including the tire) in the required 'gamble sequence' is used in the opening point accumulation period and the bar/tire is displaced, the 'gamble sequence' will end at that obstacle and no more gamble points will be awarded.

Judges shall brief the scribe for the class to write the point values the judge indicates, including zeroes, in the order they were called. This is known as the Dog's Path, **EXAMPLE:** 1, 3, 3, 0, 5, 0, 5, 1, 1...

The Judge will also raise their hands or fingers to denote the points awarded to ensure that the scribe can see and hear the points being assigned. Obstacles may be performed correctly twice for points.

Continued performance of an obstacle that has been already awarded the maximum number of points may be considered as training and the judge may assign an 'ELIM' and eliminate the dog for Training in the Ring.

LOITERING: Defined as when a handler/team is no longer attempting to accumulate points. **EXAMPLE:** a handler asking the dog to perform obstacles multiple times after the maximum point value has been awarded OR making the dog stay in an area of the course, while waiting for the end of the accumulation point period to occur. The handler/dog will be allowed SCT, but the run will be scored as 'ELIM'.

If the signal (horn/buzzer or whistle) indicating the gamble time has ended SOUNDS before the dog completes the last required (4th) gamble obstacle, the gamble is not successfully completed. The Judge shall award points up to and for the last COMPLETED obstacle. **EXAMPLE:** if the signal sounds as a dog is over the #8-point jump (4th obstacle in the gamble closing sequence) then the judge shall award 2-4-6 points. The signal must not sound for the dog to be awarded the obstacle.

HANDLER FAULTS: Handlers may not pass through, under or over any obstacles at any time during the Gamblers class. Any incidents of handlers passing through, over or under any obstacles will result in the run being scored as 'elimination'. See also Section 9.2.2 Handler Faults. (Effective June 1, 2019)

7.2.2 Scoring

The class is placed by total points accumulated for qualifying runs, then by total points accumulated for non-qualifying runs. To meet the QUALIFYING requirements the dog must: (A) during the point accumulation time earn at least the minimum number of points from Table I and then (B) earn at least 20 points during the gamble time.

Minimum number of points needed during the point accumulation period:

NOVICE: 15

OPEN: 18

ELITE: 21

At the end of the point accumulation period, a whistle or horn will sound, indicating that the gamble time has begun. The handler must maneuver their dog into the gamble area to perform the gamble. The gamble begins when the dog performs the first gamble obstacle in the correct direction as defined by Section 9.2.1. **EXAMPLE:** if the first obstacle is the A-frame or teeter and the dog gets on the obstacle with all four paws on the ascent side and then comes off without touching the contact zone on the descent side with at least one paw, zero points will be awarded, and the gamble is over. The dog must perform the gamble obstacles in the exact order described in the judge's course design. If the signal (horn, buzzer, or whistle) indicating the gamble time has ended SOUNDS before the dog completes the last gamble obstacle, the gamble is not completed. The Judge shall award points to the last COMPLETED obstacle. **EXAMPLE:** if a horn sounds as dog is over the #8 jump, the Judge shall award 2-4-6. Signal must not SOUND for dog to be awarded the obstacle.

The dog will receive points for each obstacle performed correctly in the right order in the gamble sequence. Any break in the course design as set by the judge will end the point accumulation time for the gamble. Any obstacles completed after the 30 second point accumulation period, but prior to the first gamble obstacle will not have points awarded.

Once a gamble sequence has been broken, then the judge shall say "gamble ended" or "Thank you" or repeat/confirm the point values in the closing sequence for the scribe and the handler shall not make any further attempts at any of the gamble obstacles; instead they shall go immediately to the finish markers to stop the clock.

The points earned for the gamble obstacles shall be as follows:

First obstacle in the gamble	2	Fourth obstacle in the gamble	8
Second obstacle in the gamble	4	Fifth obstacle in the gamble	10 (if used)
Third obstacle in the gamble	6		

Any other obstacles offered for "extra bonus points" will increase by 2 points more than the previous obstacle in the sequence. The judge shall not add in any extra time for bonus obstacles. The gamble time shall be calculated for the first four obstacles only.

EXAMPLE: if one dog were to only do the first obstacle in the gamble sequence, they would earn 2 points, if another dog were to correctly do the first three obstacles in the gamble sequence; they would earn 12 points (2+4+6=12). If another dog were to do the first four obstacles in the gamble sequence, they would earn 20 points, which would qualify them for the gamblers class, if that dog also earned at least the minimum number of points required for the level during the initial point accumulation period.

7.3 Obstacle Requirements

The gamblers course shall consist of a minimum of 14 different obstacles, of which there shall be no more than four 5-point obstacles (if all three contact obstacles and a long set of weaves are being used), five 3-point obstacles and the remainder to consist of one-point obstacles. The maximum number of different obstacles on a course shall be 20. The point value of the obstacles shall follow the guidelines as set forth in Table I, below.

7.3.1 Course Obstacles during Initial Point Accumulation Time

The point value for the obstacles during the initial point accumulation time shall be as follows:

Jumps	1 point	A-Frame, Dog Walk, Teeter-Totter	5 points
Tire Jump, Tunnels	3 points	10-12 Weave Poles	5 points
5-6 Weave Poles	3 points		

The following lists the minimum of each type of obstacle on any course:

A-Frame	1	Weave Pole Lines: short (5-6)	1-3
Teeter-Totter	1	Jumps	7
Dog Walk	1	Weave Pole Lines: long (10-12)	Optional
Tunnels	1	Tire Jump	Optional

***NOTE:** At least one set of weaves is required on each gamblers course. A long set may be used for Open and Elite, but a short set must be used for Novice.

7.3.2 Course Obstacles Allowed in the Gamble Sequence

The following list indicates the gamble obstacles which are acceptable for the different levels:

Novice: Jumps, Tunnels, A-Frame, Teeter-Totter, short set of Weave Poles (5-6)

*See distance and placement restrictions for use of Teeter-Totter and Weave Poles in Novice.

Open: Jumps, Tunnels, A-Frame, Teeter-Totter, short set of Weave Poles (5-6)

Elite: Jumps, Tunnels, A-Frame, Teeter-Totter, short or long set of weave poles (5-12)

At all levels the last Gamble obstacle, including any bonus obstacles, if used, will be a jump or open tunnel.

7.3.3 Finish Lines

Judge must set the finish line as close to or on the plane of the last obstacle including any bonus obstacle(s) of the gamble.

7.4 Course Design Requirements

7.4.1 Opening Point Accumulation Period Course Design

The course must have 14 - 20 obstacles placed on the course to encourage a safe and flowing path for the dog to accumulate points.

Whenever possible*, there shall be a minimum of two to three obstacles, not included in the 'gamble closing sequence', for exhibitors to use to start their point accumulation period course. (***NOTE:** An exception may be allowed for narrow (60') trial arenas.)

Whenever possible*, there shall be a minimum of two possible entries (lead in obstacles placed no further than 25' from the first gamble obstacle) into 'the gamble'. (*NOTE: An exception may be allowed for narrow (60') trial arenas.)

7.4.2 The Gamble Course Design

The gamble itself will be spaced as if it were part of a regular course, meeting Regular course design spacing guidelines (18'-21' between obstacles), and with flow.

In the closing gamble sequence, the dog will perform a numbered set of obstacles to be done in a set time assigned by the judge.

The 'gamble closing sequence' consists of four obstacles to be performed in numbered order. All the required tests must be somewhere between these four obstacles; not including any bonus obstacles.

The gamble will include, at every level, at least two or more obstacles which are performed while the dog is the required minimum distance (distance challenge) from the handler. To determine where the gamble line should be placed, the minimum distance will be measured from the dog's logical path of performance of the obstacle to the handler line. The two or more obstacles at the minimum distance can be in sequence or not in sequence, but they must be two of the four gamble obstacles; not including any bonus obstacles.

For a discrimination challenge, any two obstacles placed within 21 feet (measured by the dog's path) of another will be considered a discrimination challenge. **NOTE:** This is not limited to obstacles to be performed within the gamble but shall include any obstacle outside the gamble where the dog's path to that obstacle would be within 21 feet.

At a trial where multiple classes of Gamblers are offered, a judge shall design gamble closing sequences that include different obstacles and different challenges and require that the handler lines vary from both sides (i.e. dog on the right or left). **EXAMPLE:** on a weekend where four Gamblers classes are offered a judge should offer gambles with directional challenges, discrimination challenges and use varying obstacles for the gamble closing sequences. **EXAMPLE:** a judge should avoid having weave poles in more than two rounds or contact/tunnel obstacle discrimination in multiple rounds.

A bonus obstacle(s) is a 5th or 6th obstacle 'in flow' that may be offered. Bonus obstacles do not need to meet either minimum or maximum distance standards (see Section 7.4.3).

Novice: The Novice gamble (obstacles 1 through 4) must include a distance test, and MAY include one other test; either a discrimination OR directional test.

- Distance Test: At the Novice level, the distance test will be two or more of the four gamble obstacles where the dog is 10 feet or more from the handler. The maximum distance for the placement of the handler line shall be no more than 12 feet from the dog's logical path of performance of the distance challenge obstacles. If the teeter or weave poles are used in the Novice gamble, they must be used as the first obstacle in the gamble closing sequence with the gamble line placed less than 5 feet away and the handler line for subsequent obstacles shall be placed so they gradually increase in distance.
- Discrimination Test: At the Novice level, a discrimination test is a choice between two or more obstacles set no closer than 10 feet apart. If a tunnel is placed next to a contact obstacle for a discrimination challenge, the distance between the tunnel and contact obstacle must be a minimum of 1 - 3 feet (30.5 cm - .914 meters) as measured from the edge of the contact obstacle closest to the tunnel and the closest edge of the tunnel. The teeter will not be used as a discrimination obstacle.
- Directional Test: At the Novice level, a directional test will mean the handler has asked the dog to change its path, either towards the handler or away from the handler. Turns made away from the handler shall be at no more than 90 degrees. At all times, when asked to change paths, the novice dog will be able to see the next obstacle. The directional test will be a visible change of side and all turns must be visible; a change of direction that occurs in a tunnel is not a directional test.

Open: The Open gamble (obstacles 1 through 4) must include a distance test AND must include one other test; either discrimination OR direction.

- Distance Test: At the Open level, the distance test will be two or more of the four gamble obstacles where the dog's logical path is 15 feet or more from the handler line. The maximum distance between the handler line and the dog's logical path, will not be more than 18 feet.
- Discrimination Test: At the Open level, a discrimination test will be a choice between two obstacles no closer than 10 feet from each other. These obstacles may be side by side or as an off-course option. If a tunnel is placed next to a contact obstacle for a discrimination challenge, the distance between the tunnel and contact obstacle must be 1-2 feet (30.5 cm - 61 cm) as measured from the edge of the contact obstacle closest to the tunnel and the closest edge of the tunnel.
- Directional Test: At the Open level, a directional test will mean the handler has directed the dog to turn 90 degrees away from the handler, perform a 180 degree turn either towards or away from the handler, or a wrap of a jump. All turns must be visible; a change of direction that occurs in a tunnel is not a directional test.

Elite: The Elite gamble (obstacles 1 through 4) must include a distance test AND must include one other test, either directional or discrimination. It may also include a third test, either directional or discrimination.

- Distance Test: At the Elite level, the distance test will be two or more of the four gamble obstacles where the dog's logical path is 20 feet or more from the handler line. The maximum distance between the handler line and the dog's logical path, will not be more than 25 feet.
- Discrimination Test: At the Elite level, a discrimination test will be a choice between two obstacles. These obstacles may be side by side, or as an off-course option. If side by side, the two obstacles will be a minimum of 10 feet from each other. If a tunnel is placed next to a contact obstacle for a discrimination challenge, the distance between the tunnel and contact obstacle must be 0-1 (0-30.5 cm) as measured from the edge of the contact obstacle closest to the tunnel and the closest edge of the tunnel.
- Directional Test: At the Elite level, a directional test will mean the handler has directed the dog to turn 90 degrees away from the handler, perform a 180 degree turn away from the handler, or perform a wrap. Only visible turns away from the handler will count as a directional test; turns accomplished while the dog is in a tunnel will not be counted.

Gamble Tests

Level & # of Tests	Gamble Line: Min. Distance	Gamble Line: Max. Distance
Novice (1-2)	10' (3.1 m) ≤ 5' (1.5 m) for Teeter-Totter/Weave Poles	12' (4.267 m)
Open (2)	15' (4.6 m)	18' (5.793 m)
Elite (2-3)	20' (6.1 m)	25' (7.62 m)

7.4.3 Bonus Obstacles

A gamble closing sequence may consist of more than four obstacles. The judge shall calculate the 'closing gamble sequence' time based on the performance of the first four obstacles (1-2, 2-3, 3-4) in the gamble closing sequence. There shall be no additional time added for the performance of any 'bonus' obstacle. If a 'bonus' obstacle is used, the finish line will be placed directly after the 'bonus' obstacle and the dog will only be required to successfully complete the first four obstacles in the gamble before the second whistle/horn is sounded to denote the end of the allowed gamble time. The handler shall guide the dog to perform the 'bonus' obstacle to stop the dog's course time. If the 'bonus' obstacle is not performed to stop the clock, then the dog's time will stop when the handler places the leash on the dog.

7.5 Course Time

7.5.1 Opening Sequence Course Time

The time given for the point accumulation period shall be thirty (30) seconds for all dogs.

7.5.2 Course Time for the Gamble

The judge shall be responsible for establishing the time allotted for the 'Gamble'. The 'Gamble' is composed of four obstacles. These four obstacles make up three sequences: 1-2, 2-3, 3-4. Each "sequence" is the transition from obstacle to the next. When calculating the gamble, a judge will start with a "base" time. Seconds will be added to or subtracted from the base time, taking the three sequences in the gamble into consideration.

Gamble Base Times

Jump Height	20"/20"+/24"	16"	12"/8"/4"
Elite	14	16	18
Open	15	17	19
Novice	16	18	20

Modifying the Gamble Base Time:

- Add 1 second for each "challenging sequence"
- Subtract 1 second for each "simple sequence"
- Do nothing for a "normal sequence"
- Add 1 second for A-Frame, teeter or short weaves
- Add 2 seconds for long weaves

An **EXAMPLE** of a simple sequence would be two jumps in a straight line. For that kind of sequence, the judge would subtract 1 second. Anytime the sequence is logical or follows the path that the dog is already taking, it should be considered a simple sequence.

Anytime where the dog must change direction or shorten his stride (collection) a judge would add a second. Based on the class level, a serpentine of four jumps may be considered a challenging sequence and a judge may add one or two seconds. The judge will determine the ease or difficulty of the sequence and add times accordingly. An arc of four jumps would be considered three simple sequences and a judge would subtract three seconds.

No gamble time shall ever EXCEED 3 seconds less or 3 seconds more than the base gamble time.

7.6 Determining Course Time

7.6.1 Determining a Dog's Recorded Course Time

In the Gamblers class the dog's time shall be determined by using electronic 'eye' timing or by using a stop watch. The 'opening sequence' time should begin when any part of the dog crosses the start line. The plane of the start line shall be clearly marked for the timer and handler.

The time for the course shall end when any part of the dog crosses the finish line after attempting/performing the 'closing gamble sequence'. The finish line shall be placed as close to the last obstacle (jump or tunnel) in the closing sequence. The dog must break the plane of the finish line before the horn/whistle sounds to denote the end of the closing gamble sequence. The dog will be required to perform the final (4th) gamble obstacle before the horn/whistle sounds to be awarded points for the final gamble obstacle.

NOTE: In the case of a 'bonus' (fifth or sixth) obstacle in the closing sequence, the finish line will be placed as close to the end of the 'bonus' obstacle. If a gamble contains a bonus obstacle, the bonus obstacle must be performed before the horn/whistle sounds to be awarded points for the bonus obstacle.

A dog will have a numerical value recorded for his course time unless he is eliminated (ELIM) (i.e. for training in the ring). Any dog that does not perform the last gamble or bonus obstacle (thus crosses finish line) will have its time stopped when the handler places the leash on the dog. A judge may not reassign the recorded course time for a dog except in the event of a timer malfunction as described below.

7.6.2 Timer Malfunction

Before the start of each class, the judge shall brief the timer as to how to handle a timer malfunction. In Gamblers, the judge should be notified (during the run) as soon as the malfunction is noticed.

In the event of a timer malfunction in the opening sequence of the gamblers class, the dog shall be allowed a rerun, and the handler and dog must run as close to the original opening sequence as possible.

If the timer malfunction was in the closing sequence of the gamblers class, a judge has the following options:

1. Allow the dog to re-attempt the gamble by repeating the final two obstacles taken (lead in obstacles) on the way to the gamble and having the gamble closing sequence time start when the dogs starts its 're-run'.
2. If the judge is absolutely sure the dog successfully completed the gamble within the allotted time, the judge may award the gamble points and assign SCT.
3. Offer a complete re-run, requiring that the handler run as close to the original sequence as possible, in a safe, sportsmanlike manner.

8 Other Classes

8.1 Non-Regular

Host clubs may offer any 'non-regular' classes they choose. The club may set guidelines for those classes as to entry requirements and goals for those classes, if those goals do not conflict with the general philosophies of ASCA.

8.2 Pre-Novice

Host clubs may offer Pre-Novice classes for dogs over the age of 12 months. Any dog younger than 18 months of age must jump at least 4" lower than their 'standard' jump height. The teeter-totter and weave poles may not be used. Other obstacles may be omitted at the discretion of the host club. Pre-novice courses are not required to be judged by the judge of record and course review is not required.

8.3 For Exhibition Only

Host clubs may accept "For Exhibition Only" (FEO) entries, if they choose. The minimum age for dogs entered "For Exhibition Only" is 15 months of age. Any dog younger than 18 months of age must jump at a lower height than their regular jump height. "FEO" entries shall be clearly marked as "FEO" in the catalog and included along with the Regular, Jumpers and Gamblers runs to calculate the Event Membership Dues. See Sections 2.7, 2.7.1, and 2.7.2.

FEO entries may be accepted for dogs owned by the judge or any member of the judge's household. It is at the discretion of the host club as to whether or not FEO entries can be accepted.

FEO entries may not compete for any prizes or awards (including any 'series', 'year-end', High in Trial, or merit awards).

9 Faults

9.1 Handling Faults

The handler can use verbal or visual commands to assist the dog throughout the course. All commands must be given in a sportsmanlike manner. Any commands not given in a spirit of good sportsmanship shall be faulted. The judge shall assess the faults to be equivalent to the degree of the offense, from a five (5) fault penalty to elimination. Displays of anger, foul language or excessive harshness shall always be faulted. Any handler eliminated from the ring for poor sportsmanship shall be excused from the remainder of the trial and a written report shall be sent to the ASCA Business Office. If the judge feels any handler has treated a dog in an inhumane manner, the handler shall be removed from the Agility grounds and a report shall be submitted to the ASCA Business Office.

Dogs shall be assessed five (5) faults for assistance per occurrence in the Regular and Jumpers Classes. For the Gamblers class, 'points' for an obstacle will not be awarded for the 'faulted' obstacle.

Faults shall include, although not limited to, the following:

- Delay of Start: If, in the judge's opinion, there is an excessive delay in starting a run after being given the signal to begin OR if there is an excessive delay in entering the ring, the judge may assess a Delay of Start fault. (**NOTE:** For gamblers class, 5 points will be deducted from the dog's opening point total.)
- Handler touching the dog while on course.
- Handler touching an obstacle while on course.
- Handler conspicuously leading the dog through the course by appearing to have food as a lure for the dog.
- Handler physically assisting the dog at the start line. The dog must be free to cross the start line on his own. If the handler pushes or shoves the dog forward to assist the start, it shall be faulted.
- Spectators influencing the dog's performance. Dogs shall be faulted if the handler loses their direction and is assisted back on course by the spectators. Judges may also fault the dog's performance if they believe the crowd artificially stimulated the dog to improve the dog's course run. However, cheering will not be faulted if it is done in a sportsmanlike manner for all participants.
- Handler intentionally blocking the judges' view.
- Handler physically body blocking the dog to remove any choice for the dog to perform an obstacle on command, but instead forcing a path for the dog.
- Dog nipping at handler.

Dogs shall be eliminated for the following occurrences:

- Aggression on the course towards any person or dog. See ASCA's Dog Aggression Rules.
- Fouling the course area before, during or after their run.
- Leaving the course area.
- Being out of control, as viewed by the judge. The judge may choose to eliminate a dog for being out of control at any time that the judge feels that the dog is not trained to a level to perform the obstacles in a safe manner, thereby endangering the dog, the handler or any other person or dog at the event.
- Exiting the ring NOT on leash and NOT under the handler's control. (See Section 11.2 regarding tugging while exiting ring.)
- Exceeding the maximum course time.
- Training in the ring, during their run. However, the dog and handler will not be excused for training in the ring, provided that no harsh words or measures are employed by the handler. Gentle training in the ring is encouraged, in the interest of safety and motivation, if done within the specified time for training in the ring ~~Standard Course Time (SCT) for that class~~. Exhibitor will be asked to leave the ring once ~~the specified time for training Standard Course Time~~ has been reached. At the discretion of the host club and limited to one-ring trials, toys may be brought into the arena for training purposes. These toys may not involve food or treats of any kind, may not make noise, or may not leave parts behind. All handlers declaring toys will mark the gate sheet with a "T" at the run check-in ~~and will run at the end of the class in order by jump height~~. They will be able to run in their regular place on the gate sheet or at the end of jump height, this decision will be up to the Club and must be published in the premium. (**Effective December 20, 2019**) Upon entering the ring, handlers must declare to the judge that they have a toy. They will be immediately eliminated whether or not the toy is used and will have the specified time for training in the ring. If handlers bring a toy in the ring without declaring it, they will be asked to leave immediately (**Effective June 1, 2019**) and will not be able to use a toy for the remainder of the trial. If they use a toy again after being told that they cannot use it again in the trial, they will be excused from that trial. (**Effective December 20, 2019**)
- Running with a collar. Judges shall eliminate a dog for running with a collar. The judge should instruct the handler to exit the ring immediately or that they may remove the collar and continue the run up to the specified time for training in the ring ~~time limits indicated for training in the ring (Standard Course Time)~~.
- Food, treats or toys being used or brought within 10 feet (3.1 meters) of, or into the agility trial arena. Toys shall not be used outside the ring within 10 ft of the agility trial arena at any time. Handlers may, however, continue to train in the

ring with declared toys for the specified time for training in the ring. (Effective June 1, 2019)

The following are additional instructions about using toys in the ring:

- Handlers using toys for training in the ring must keep the toy concealed until the previous dog has left the ring and the handler and dog are in the ring. If the toy cannot be concealed, the handler must stay back 10' from the ring until the previous dog has left the ring. The handler cannot use the toy until they are in the ring.
 - Handlers may tug or toss the toy but not further than 15 feet (4.57 meters). If the dog does not return with the toy but runs around the ring past their training time, they cannot use the toy again for that day.
 - If the toy leaves the ring, the handler cannot use a toy again for the rest of the trial. If the dog leaves the ring to get the toy that has left the arena and starts a fight, the dog who left the ring will be excused from the trial per the ASCA Dog Aggression Rule. (Effective December 20, 2019)
- Dog repeatedly (three times or more) nipping at handler or making contact with clothing or handler.
 - Handler intentionally touching the dog (to aid in or reward the dog's performance) while on course.
 - Handler exhibiting unsportsmanlike behavior in the agility ring, such as verbally abusing the judge or ring crew, or verbally or physically abusing the dog.

9.2 Obstacle Performance and Faults

9.2.1 Obstacle Performance

All obstacles shall be performed correctly, or faults will be assessed as described in Section 9.2.2; in the Regular and Jumpers Classes. In Gamblers, no 'points' will be awarded for obstacles not performed correctly.

Contact Obstacles: Once a dog has committed to the correct contact obstacle as designated by the course, by having all four (4) paws on the obstacle, the dog will then be considered to have left the contact obstacle when all four (4) paws have left the obstacle AND touched the ground.

- A-Frame: Dogs must ascend one side and descend the other side in the direction designated by the course. The dog must touch the contact zone on the descent side with any part of at least one paw prior to the dog leaving the obstacle.
- Dog Walk: Dogs must ascend one ramp, cross the center section, and descend the other ramp in the direction designated by the course. The dog must touch the contact zone on the descent ramp with any part of at least one paw prior to the dog leaving the obstacle.
- Teeter-Totter: Dogs must ascend the plank in the direction designated by the course and cause the plank to pivot. The dog must touch the contact zone on the descent side of the plank with any part of at least one paw prior to leaving the obstacle, and the dog must have at least one paw in contact with the descent side of the plank when the plank touches the ground.

Weave Poles: The dog must enter the weave poles in the direction designated by the course by passing between poles number 1 and number 2 from right to left and then pass between poles number 2 and number 3 from left to right and continue to weave through all poles until they pass between the last two poles. If the dog misses a weave pole, they must begin again by re-entering the weave poles correctly at the beginning, weaving to the end of the set of poles. If the dog takes a step backwards at any time during the weaving sequence, the dog must start over again at pole number 1 or be assessed 20 faults for a Failure to Complete. If the dog stops weaving at any time during the sequence and then starts again and continues to the last pole without taking any steps backward, they shall not be faulted.

Tunnels:

- Open Tunnel: The dog must enter the correct end of the tunnel designated by the course and exit the other end of the tunnel.

Jumps:

- Winged and Non-Winged Jumps: The dog must jump over the top bar without displacing it, in the direction designated by the course. If the dog displaces the bottom bar without displacing the top bar they shall not be faulted.

- Double Jump: The dog must jump over the top bars without displacing either of them, in the direction designated by the course. If the dog displaces any bottom bars without displacing either of the top bars they shall not be faulted.
- Tire Jump: The dog must jump through the tire opening in the direction designated by the course without knocking the tire or frame over. Where a breakaway tire is used, the dog must jump through the tire opening in the direction designated by the course without causing the tire to break apart.

9.2.2 Obstacle Faults

Dogs shall be assessed faults for the following occurrences in the Regular and Jumpers Classes. In Gamblers, no 'points' will be awarded for obstacles not performed correctly.

- Running the Wrong Course: 10 faults (Regular Agility and Jumpers Classes)
The dog is faulted for running the wrong course when it commits itself to an obstacle that is out of sequence or is in the wrong direction as defined by the course design. A dog is committed to an obstacle when all four (4) paws have touched a contact obstacle or tunnel or passed between the uprights of any jump, including the tire jump, that is out of sequence. The dog is faulted for running a wrong course if it commits to an obstacle in the incorrect direction as determined by the course design. **(EXAMPLE:** If a dog entered the correct end of an open tunnel, backed out, then re-entered and completed it correctly, no faults would be assessed. If the dog entered the tunnel from the incorrect end with all four (4) paws, then ten (10) faults would be assessed for running a wrong course.) The exception to the wrong course fault would be the weave poles. If the weave poles are the correct obstacle as defined by course design and the dog crosses through the weave poles in the incorrect direction or at the incorrect pole, the dog shall not be faulted for an 'off course'. A dog would be faulted for crossing through the weave poles in any direction with all four (4) paws if the weave poles are not the correct obstacle as defined by course design.
- Handler - Obstacle: 10 faults
10 faults will be assessed to a handler if their body crosses over, under, or through the ramp or plank of a contact, into or over a tunnel, over or through the weave poles, ~~over the fabric portion of the chute,~~ or over any jump. No faults will be assessed if a handler's hand or arm crosses over, under, or through the obstacle while directing the dog around the course, only if the handler's entire body crosses over, under, or through the obstacle.
- Failure to Complete: 20 faults
A dog is faulted for a Failure to Complete (20 faults) if the dog skips or bypasses any obstacle without reaching the completion point for that obstacle, or if the dog does not perform the obstacle correctly as described in Section 9.2.1. The completion point for the contact obstacles is having all four (4) paws on the descent side of the obstacle. If a dog commits to a contact obstacle by having all four (4) paws on the obstacle, then, for any reason, gets off the obstacle before reaching the completion point of the obstacle, it will be assessed a Failure to Complete. Any dog assessed a Failure to Complete must go on to the next obstacle in the course sequence. Any attempt to retry a contact obstacle after receiving a Failure to Complete is cause for Elimination. For non-contact obstacles a dog is assessed a Failure to Complete if it runs around the obstacle (or backs out of a tunnel and runs around the tunnel) and continues on course without attempting to complete the obstacle. Any dog that passes under a jump pole/bar or tire jump and continues on course without successfully performing the jump obstacle correctly will be assessed a Failure to Complete.
- Missed Contact Zone: 10 faults
A dog is faulted for a 'Missed Contact Zone' if the dog does not have any paw or any part of a paw in the contact zone prior to leaving the contact obstacle. A dog is considered to have left the contact when all 4 paws have touched the ground without previously touching any part of the contact zone.
The following 'contact zones' shall be judged for penalties:
 - The descent side of the A-Frame;
 - The descent ramp of the Dog Walk;
 - The descent side of the Teeter-Totter.
- Weave Poles - Failure to Complete in a Continuous Unit: 20 faults
The dog will be faulted for a Failure to Complete (20 faults) if, after a correct entry, the dog makes a backward motion to enter the next correct opening between two poles and the handler does not restart the dog at the beginning. If the dog takes a step backwards at any time during the weaving sequence, the dog must start over again at pole number 1 or be assessed a Failure to Complete. If the dog stops weaving at any time during the sequence and then starts again

and continues to the last pole without taking any steps backward, they shall not be faulted. The weave poles must be performed as one continuous unit from beginning to end without any backwards steps or a Failure to Complete (20 faults) will be assessed.

- Displaced Jump Pole, Bar or Tire: 5 faults

A dog is faulted a five (5) fault penalty if it displaces the top jump pole/bar or tire on a jump obstacle. If a dog makes no attempt to jump and displaces the jump poles/bars or tire, knocks over the jump stanchion, or displaces the jump wings, then the dog will be faulted for a Failure to Complete (20 faults).

- Re-Attempting an Obstacle: Elimination

If the handler elects to re-attempt an obstacle after earning a Failure to Complete penalty (on that obstacle), the judge shall eliminate the team (on the basis of training) and they will have standard course time (SCT) to finish the run.

9.3 Start and Finish Lines

9.3.1 Purpose of Start and Finish Lines

For all classes, the start and finish lines shall not be considered 'obstacles' as part of the course, but merely a way to determine how long it takes a dog to complete the obstacles that comprise the course. In all classes, a dog's time for running the course shall be determined using electronic 'eye' timing or by using a stop watch. The time should begin when any part of the dog crosses the start line. The time for the course shall end AFTER the dog completes the last obstacle and THEN any part of the dog crosses the finish line.

9.3.2 Bypassing First and Last Obstacles

If the dog crosses the start line but bypasses the first obstacle, time will begin. However, if the dog bypasses the last obstacle, time shall not end until he completes the last obstacle and then crosses the finish line. If the dog never completes the last obstacle, he shall receive a 20-point fault (for failure to compete) and the dog's course time will end when the handler places the leash on the dog. For all classes, if the dog bypasses the last obstacle, but the handler calls the dog back to complete it, then it shall only be considered a waste of time and no faults shall be incurred.

9.3.3 Start Line Training

Once the handler has left the dog to prepare to start the run and has crossed the plane of the first obstacle, the handler may not cross back over the plane of the first obstacle to return to the dog. Crossing back over the plane of the first obstacle and back to the dog will be considered 'Training the Start Line' and the judge will award an 'Elimination' fault. **NOTE:** After being eliminated, the dog/handler may re-start the run and continue their run up to SCT (Standard Course Time), but their run will be scored as 'Elimination'.

Situations that are not to be considered 'Training the Start Line' are when:

1. The handler has left the dog to prepare to start the run and has crossed the plane of the first obstacle. The dog has not crossed the plane of the first obstacle. The handler may move back and forth as long as they don't cross back over the plane of the first obstacle.
2. The dog crosses the plane of the first obstacle without performing the first obstacle. (The run time has started when the dog crosses the plane of the first obstacle.) The handler may cross back over the plane of the first obstacle with the dog to get the dog to perform the first obstacle but cannot touch the dog.
3. The handler steps away from the dog to start the run but does not cross the plane of the first obstacle and the dog has not crossed the plane of the first obstacle. The handler may go back to the dog to cue the dog but cannot touch the dog.

In all situations, once the handler steps away from the dog, they cannot touch the dog, or it will result in an 'Elimination' fault for 'Training the Start Line'.

9.4 Time Faults: Regular and Jumpers Classes

The dog shall be assessed time faults for each second or fraction of a second that the dog exceeds the Standard Course Time (SCT). The judge is solely responsible for establishing the SCT. The timekeeper shall always time each round to the 1/100ths of a second. The time faults shall always be recorded to the 1/100th of a second.

10 Titling Requirements

10.1 Qualification Points

The following points can be awarded and applied towards a title:

1. Ten (10) points: A qualifying round without faults in the Regular, Gamblers, or Jumpers classes.
2. Five (5) points: A qualifying round with faults (.01 to 5 faults) in the Regular class.

10.2 Basic Titling Requirements

10.2.1 Regular Class

In all divisions, certification in the Regular classes will require thirty (30) points.

10.2.2 Gamblers Class

In all divisions, certification in the Gamblers Classes will require twenty (20) points.

10.2.3 Jumpers Class

In all divisions, certification in the Jumpers Classes will require twenty (20) points.

10.3 Championship Program ASCA Agility Trial Champion (ATCH)

10.3.1 Point Accumulation

A dog may begin earning points toward their ATCH certificate as soon as they have completed the Elite certification requirements for any class, without first having completed the requirements for all three (3) classes. If a dog has completed the requirements for their Elite Agility Certificate, then any subsequent qualifying rounds would be accumulated towards the requirements for their ATCH. That same dog may not have completed all the requirements for their Elite Jumpers Certificate or their Elite Gamblers Certificate before accumulating ATCH points for their qualifying rounds in the Regular Class (Elite level).

10.3.2 Requirements

The ATCH Certificate will be awarded to dogs which have completed all the following requirements:

1. Successfully earn a minimum of two hundred (200) points in the Regular Classes at the Elite Level in one of the three divisions after earning an Elite Agility Certificate.
 - a. Ten (10) points: Completion of a Regular class at the Elite level with zero faults (no course faults & no time faults).
 - b. Five (5) points: Completion of a Regular Class at the Elite Level with five faults or less.AND
2. Successfully earn a minimum of one hundred (100) points in the Gamblers Classes at the Elite Level in one of the three divisions after earning an Elite Gamblers Certificate.
 - a. Ten (10) Points: Completion of a Gambler Class-Elite Level with a qualifying round.AND
3. Successfully earn a minimum of one hundred (100) points in the Jumpers Classes at the Elite Level in one of the three divisions after earning an Elite Jumpers Certificate.
 - a. Ten (10) points: Completion of a Jumper Class at the Elite level with zero faults (no course faults & no time faults).

10.3.3 ATCH Title Designation

Subsequent ATCH titles will be followed by a Roman numeric designation reflecting the number of times that the dog has met the requirements of the ATCH title as outlined below. The points listed are required in each class (AFTER earning the Elite level title) for each degree of ATCH:

Title	Regular	Gamblers	Jumpers	Title	Regular	Gamblers	Jumpers
ATCH	200	100	100	ATCH-XI	2200	1100	1100
ATCH-II	400	200	200	ATCH-XII	2400	1200	1200
ATCH-III	600	300	300	ATCH-XIII	2600	1300	1300
ATCH-IV	800	400	400	ATCH-XIV	2800	1400	1400
ATCH-V	1000	500	500	ATCH-XV	3000	1500	1500
ATCH-VI	1200	600	600	ATCH-XVI	3200	1600	1600
ATCH-VII	1400	700	700	ATCH-XVII	3400	1700	1700
ATCH-VIII	1600	800	800	ATCH-XVIII	3600	1800	1800
ATCH-IX	1800	900	900	ATCH-XIX	3800	1900	1900
ATCH-X	2000	1000	1000	ATCH-XX	4000	2000	2000

10.4 Outstanding Performance Titles – Championship Program

The number of points required for Outstanding Performance titles after earning the title at that level (Novice, Open, or Elite) in Regular, Gamblers and Jumpers is as follows:

	Novice	Open	Elite
Regular	100	100	200
Gamblers	50	50	100
Jumpers	50	50	100

10.5 Superior Performance Titles – Championship Program

The number of points required for Superior Performance titles after earning title at that level (Novice, Open, or Elite) in Regular, Gamblers and Jumpers is as follows:

	Novice	Open	Elite
Regular	200	200	400
Gamblers	100	100	200
Jumpers	100	100	200

10.6 ASCA Agility Title Abbreviations – Championship Program

10.6.1 Basic Titles

The following chart lists the basic titles for all class levels and division:

CLASS	DIVISION	LEVEL	TITLE
Regular	Standard	Novice	RS-N
Regular	Standard	Open	RS-O
Regular	Standard	Elite	RS-E
Regular	Veteran Dog	Novice	RV-N
Regular	Veteran Dog	Open	RV-O
Regular	Veteran Dog	Elite	RV-E
Regular	Junior Handler	Novice	RJ-N
Regular	Junior Handler	Open	RJ-O
Regular	Junior Handler	Elite	RJ-E
Jumpers	Standard	Novice	JS-N
Jumpers	Standard	Open	JS-O

Jumpers	Standard	Elite	JS-E
Jumpers	Veteran Dog	Novice	JV-N
Jumpers	Veteran Dog	Open	JV-O
Jumpers	Veteran Dog	Elite	JV-E
Jumpers	Junior Handler	Novice	JJ-N
Jumpers	Junior Handler	Open	JJ-O
Jumpers	Junior Handler	Elite	JJ-E
Gamblers	Standard	Novice	GS-N
Gamblers	Standard	Open	GS-O
Gamblers	Standard	Elite	GS-E
Gamblers	Veteran Dog	Novice	GV-N
Gamblers	Veteran Dog	Open	GV-O
Gamblers	Veteran Dog	Elite	GV-E
Gamblers	Junior Handler	Novice	GJ-N
Gamblers	Junior Handler	Open	GJ-O
Gamblers	Junior Handler	Elite	GJ-E

10.6.2 Outstanding Performance Titles

Outstanding Performance titles are symbolized with -OP after the symbols for the basic titles, e.g. GS-N-OP stands for Novice Gamblers Outstanding Performance in Standard Division.

10.6.3 Superior Performance Titles

Superior Performance titles are symbolized with -SP after the symbols for the basic titles, e.g. GS-N-SP stands for Novice Gamblers Superior Performance in Standard Division.

10.7 Agility Competitor Extraordinaire (ACE)

10.7.1 Point Accumulation

A dog may begin earning points toward their ACE certificate as soon as they have completed the Elite certification requirements for any class in the ACE program, without first having completed the requirements for all three (3) classes. If a dog has completed the requirements for their Elite Agility Certificate ACE, then any subsequent qualifying rounds would be accumulated towards the requirements for their ACE title. That same dog may not have completed all the requirements for their Elite Jumpers Certificate or their Elite Gamblers Certificate before accumulating ACE points for their qualifying rounds in the Regular Class (Elite level).

10.7.2 Requirements

The ACE Certificate will be awarded to dogs which have completed all the following requirements:

1. Successfully earn a minimum of two hundred (200) points in the Regular Classes at the Elite Level in one of the two divisions in the ACE program after earning an Elite Agility Certificate.
 - a. Ten (10) points: Completion of a Regular class at the Elite level with zero faults (no course faults & no time faults).
 - b. Five (5) points: Completion of a Regular Class at the Elite Level with five faults or less.

AND
2. Successfully earn a minimum of one hundred (100) points in the Gamblers Classes at the Elite Level in one of the two divisions after earning an Elite Gamblers Certificate in the ACE program.
 - a. Ten (10) Points: Completion of a Gambler Class-Elite Level with a qualifying round.

AND
3. Successfully earn a minimum of one hundred (100) points in the Jumpers Classes at the Elite Level in one of the two divisions after earning an Elite Jumpers Certificate in the ACE program.

- a. Ten (10) points: Completion of a Jumper Class at the Elite level with zero faults (no course faults & no time faults).

10.7.3 ACE Title Designation

Subsequent ACE titles will be followed by a Roman numeric designation reflecting the number of times that the dog has met the requirements of the ACE title as outlined below. The points listed are required in each class (AFTER earning the Elite level title):

Title	Regular	Gamblers	Jumpers	Title	Regular	Gamblers	Jumpers
ACE	200	100	100	ACE-XI	2200	1100	1100
ACE-II	400	200	200	ACE-XII	2400	1200	1200
ACE-III	600	300	300	ACE-XIII	2600	1300	1300
ACE-IV	800	400	400	ACE-XIV	2800	1400	1400
ACE-V	1000	500	500	ACE-XV	3000	1500	1500
ACE-VI	1200	600	600	ACE-XVI	3200	1600	1600
ACE-VII	1400	700	700	ACE-XVII	3400	1700	1700
ACE-VIII	1600	800	800	ACE-XVIII	3600	1800	1800
ACE-IX	1800	900	900	ACE-XIX	3800	1900	1900
ACE-X	2000	1000	1000	ACE-XX	4000	2000	2000

10.8 Outstanding Performance Titles – ACE Program

The number of points required for Outstanding Performance titles after earning the title at that level (Novice, Open, or Elite) in Regular, Gamblers and Jumpers is as follows:

	Novice	Open	Elite
Regular	100	100	200
Gamblers	50	50	100
Jumpers	50	50	100

10.9 Superior Performance Titles – ACE Program

The number of points required for Superior Performance titles after earning title at that level (Novice, Open, or Elite) in Regular, Gamblers and Jumpers is as follows:

	Novice	Open	Elite
Regular	200	200	400
Gamblers	100	100	200
Jumpers	100	100	200

10.10 ASCA Agility Title Abbreviations – ACE Program

10.10.1 Basic Titles

The following chart lists the basic titles for all classes, levels, and division:

CLASS	DIVISION	LEVEL	TITLE
Regular	Standard	Novice	RSA-N
Regular	Standard	Open	RSA-O
Regular	Standard	Elite	RSA-E
Regular	Senior Dog	Novice	RSDA-N
Regular	Senior Dog	Open	RSDA-O
Regular	Senior Dog	Elite	RSDA-E
Jumpers	Standard	Novice	JSA-N
Jumpers	Standard	Open	JSA-O
Jumpers	Standard	Elite	JSA-E
Jumpers	Senior Dog	Novice	JSDA-N

Jumpers	Senior Dog	Open	JSDA-O
Jumpers	Senior Dog	Elite	JSDA-E
Gamblers	Standard	Novice	GSA-N
Gamblers	Standard	Open	GSA-O
Gamblers	Standard	Elite	GSA-E
Gamblers	Senior Dog	Novice	GSDA-N
Gamblers	Senior Dog	Open	GSDA-O
Gamblers	Senior Dog	Elite	GSDA-E

10.10.2 Outstanding Performance Titles – ACE Program

Outstanding Performance titles are symbolized with-OP after the symbols for the basic titles, e.g. GSA-N-OP stands for Novice Gamblers Outstanding Performance in Standard Division.

10.10.3 Superior Performance Titles – ACE Program

Superior Performance titles are symbolized with-SP after the symbols for the basic titles, e.g. GSA-N-SP stands for Novice Gamblers Superior Performance in Standard Division.

10.11 Combining Qualifying Scores/Points from Different Divisions – Championship Program

10.11.1 Combining Qualifying Scores/Points from Different Divisions for Novice, Open, and Elite Titles

A competitor may combine existing qualifying scores/points earned from any Division in the Championship Program. **EXAMPLE:** if 10 points have been earned toward the Open Jumpers title in the Standard division in the Championship Program these points may be credited toward the Open Jumpers title in the Veteran Dog Division in the Championship Program. When the dog earns an additional 10 points in Veteran Dog Open Jumpers in the Championship Program, the 'Jumpers Veteran Dog-Open' (JV-O) titling certificate will be awarded. Any title earned from mixed divisions will carry the designation of the division with the most points. **EXAMPLE:** if a dog has earned 20 points in Novice Regular from the Veteran division and then earns 10 points from the Standard division, the title will be issued from the Veteran division. Dogs with equal points from the Veteran or Standard division will be issued the title based on the last division where points were earned. **EXAMPLE:** a dog earns 10 points in Veteran jumpers, then earns 10 points in Standard jumpers - the title will be issued as a Standard division title.

10.11.2 Combining Qualifying Scores/Points from Different Divisions for Outstanding/Superior Titles

A competitor may combine existing qualifying scores/points earned from any Division in the Championship Program. **EXAMPLE:** qualifying scores/points earned in the Junior Handler or Standard Division in the Championship Program may be combined with scores/points from the Veteran Dog Division in the Championship Program towards an Outstanding or Superior title in the Veteran Dog Division in the Championship Program. Any title earned from mixed divisions will carry the designation of the division with the most points. **EXAMPLE:** if a dog has earned 20 points in Novice Regular from the Veteran division and then earns 10 points from the Standard division, the title will be issued from the Veteran division. Dogs with equal points from the Veteran or Standard division will be issued the title based on the last division where points were earned. **EXAMPLE:** a dog earns 10 points in Veteran jumpers, then earns 10 points in Standard jumpers - the title will be issued as a Standard division title.

10.11.3 Crediting Qualifying Scores/Points from Different Division towards the ATCH Title

A competitor may combine qualifying scores/points earned from any Division in the Championship Program. Once the Elite title is earned in any one class in the Championship Program, any additional points in that class in any Division in the Championship Program will be combined and credited towards the ATCH title.

10.12 Combining Qualifying Scores/Points from Different Division - ACE Program

10.12.1 Combining Qualifying Scores/Points from different Divisions for Novice, Open, Elite titles

A competitor may combine existing qualifying scores/points earned from any Division in the ACE program. **EXAMPLE:** if 10 points have been earned toward the Open Jumpers title in the Standard division in the ACE program these points may be credited toward the Open Senior Dog title in the Senior Dog Division. When the dog earns an additional 10 points in the Senior Dog Open Jumpers, the 'Jumpers Senior Dog-Open' (JSDA-O) titling certificate will be awarded. **NOTE:** if a dog earns a qualifying score in the Senior Dog Division and returns to compete in the Standard division, any subsequent titles earned in that class will have the Senior Dog Division designation.

10.12.2 Combining Qualifying Scores/Points from different Divisions for Outstanding / Superior Titles

A competitor may combine existing qualifying scores/points earned from any Division. **EXAMPLE:** qualifying scores/points earned in the Standard Division in the ACE program may be combined with scores/points from the Senior Dog Division towards an Outstanding or Superior title in the Senior Dog Division. If a dog earns a qualifying score in the Senior Dog Division and returns to compete in the Standard Division, any titles earned in that class will have the Senior Dog Division designation.

10.12.3 Crediting Qualifying Scores/Points from different Division towards the ACE title

A competitor may combine qualifying scores/points earned from any Division. Once the Elite title is earned in any one class, any additional points in that class in any Division will be combined and credited towards the ACE title.

10.13 Transferring Points between the Championship and ACE Programs

Points from the ACE program may not be transferred to the Championship program.

Elite points from any division in the Championship program may be transferred to the Standard division in the ACE program, provided they have not already been used to obtain an RS-E, RV-E, RJ-E, JS-E, JV-E, JJ-E, GS-E, GV-E, GJ-E or an ATCH title.

The Handler must notify the ASCA Office in writing asking for the Open and/or Novice points that need to be moved in order for the Office to move them. **(Effective June 1, 2019)**

EXAMPLE:

- Dog has earned their Novice title in a given class (Regular, Gamblers or Jumpers), it can start in Open or stay in Novice for that class in the ACE Program. If the Novice title has not been earned, qualifying scores can be moved from the Championship Program to the ACE Program to finish the Novice title for that class.
- Dog has earned their Open title in a given class (Regular, Gamblers or Jumpers), it can start in Elite or stay in Open for that class in the ACE Program. If the Open title has not been earned, qualifying scores can be moved from the Championship Program to the ACE Program to finish the Open title for that class.
- Dog has earned their Elite title in a given class (Regular, Gamblers or Jumpers), it can continue in Elite or start back at Novice for that class in the ACE Program. If the Elite title has not been earned, qualifying scores can be moved from the Championship Program to the ACE Program to finish the Elite title for that class. **(Effective June 1, 2019)**

~~For example:~~

- If 50 points have been earned in Elite Jumpers Standard division, 20 of those points were used for the JS-E title. The remaining 30 points can be transferred to the Elite Jumpers Standard division in the ACE program, towards the ACE certificate.
- If 150 points have been earned in Elite Regular Standard division, 30 of those points were used for the RS-E title. The remaining 120 points can be transferred to the Elite Regular Standard division in the ACE program, towards the ACE certificate.
- If 300 points have been earned in Elite Regular Standard division, 150 points have been earned in the Elite Jumpers Standard Division and 150 points have been earned in the Elite Gamblers Standard Division, then 30 of the Regular points were used for the RS-E title, 20 of the Jumpers points were used for the JS-E title and 20 of the Gamblers points were used for the GS-E title. In addition, 200 Regular points, 100 Jumpers points and 100 Gamblers points were used for the ATCH title. So, the remaining 70 Regular points, 30 Jumpers points and 30 Gamblers points can be transferred to the ACE program.
- Once Elite points for a class are transferred from the Championship program to the ACE program, the dog may not enter at the Novice or Open level for that class in the ACE program. If a dog wishes to earn the Novice and Open ACE titles, they must wait to transfer any Elite Championship points until the dog is competing at the Elite ACE level.

11 Judges Responsibilities and Guidelines

11.1 Eligibility for Being a Judge

See also Appendix C.

Only judges currently on the ASCA Approved Agility Judges List are eligible to judge ASCA sanctioned Agility trials. Any judge who is not in good standing with ASCA shall be removed from the ASCA Approved Agility Judges list.

11.2 Judges Responsibilities

The judge is the officiator of the Agility Trial. The judge is there to evaluate and educate. The judge shall evaluate the performances of the dogs/handlers. The judge helps to educate the handlers, the spectators, timers, scribe, ring stewards, gate stewards and all others involved with the Agility Trial.

It is the judges' responsibility to give a briefing to the steward who is in charge of measuring the dogs' heights. The judge must also brief the timer, the scribe and all stewards involved with the trial.

The judge is the ambassador of the sport during the event. From the presence of the judge, all involved within that event, including exhibitors, spectators and workers, shall leave that event with an understanding about the sport of dog Agility, as given to them by the judge.

Judges must be fair, impartial, confident and friendly. Beginners in the sport should feel at ease and welcomed by the judge, not intimidated. Experienced exhibitors should have no doubt but that the judge is in control by the judge's confident and respectful manner.

Judges should dress in a clean, professional manner and should always conduct themselves in a manner above reproach. Judges are representatives of the sport even when they are no longer judging an event. When judges attend an event as an exhibitor or in another capacity, they should continue to reflect an attitude of professionalism which would be expected from an individual in a position of respect and status.

The smoothness of the running of the trial will greatly depend upon the timeliness and efficiency of the judge and the judge's ability to keep the trial running briskly.

For safety reasons, all dogs must exit the ring on leash and under the handler's control.

Gentle tugging on the leash will be allowed while the handler exits the ring as long as the dog is secured by the leash.

Under no circumstance will the leash be allowed to be placed so that it is used as a target for the dog after the last obstacle. Failure to comply will result in elimination (E) for the run.

When designing courses, judges should always keep in mind that 'flow' is of the utmost importance in all ASCA classes. This includes Regular Agility classes, Jumpers classes, and Gamblers classes. Judges must remember that both the initial point accumulation period and the gamble sequence period of the Gamblers class should be designed with that philosophy.

As standard practice, judges may not judge more than 350 agility runs per day. The host club may schedule up to 450 agility runs per day after consulting with and obtaining concurrence from the judge. Such scheduling should take into consideration the facility, seasonal conditions, worker availability, and number of course builds required to support the increased number of runs. The number of runs per day is determined by dogs entered in the catalog for the Regular, Jumpers, and Gamblers classes, including any FEO entries. The host club and the judge shall negotiate judging of and payment for any non-regular classes.

11.3 Emergency Judge

In the event of an emergency where a judge cannot fulfill their assignment, the Trial Chairman along with the Trial Committee/ASCA affiliate, may choose an Emergency Judge with the following qualifications in order of priority (i.e. all eligible candidates in Item 1 must be attempted before Item 2 is considered, etc.):

1. Contact/hire another ASCA approved Judge not entered in the trial.
2. Contact/hire an ASCA approved judge entered in the trial.
3. Contact/hire an ASCA Apprentice Judge not entered in the trial.
4. Contact/hire ASCA Apprentice judge entered in the trial.
5. Contact/hire a judge from another approved agility venue (AKC, CPE, DOCNA, NADAC, and USDAA).
6. Contact/hire a person entered in the trial with the most experience in the ASCA Agility program (completed the most ATCH titles).

The original judge must forward the approved set of trial courses to the Emergency Judge if time and circumstances allow, otherwise the courses must be sent to the Trial Chairman and/or Trial Secretary for use at the trial by the Emergency Judge.

The Emergency Judge will abide by the restrictions listed in Section 1.3.5 and Section 11.4 as well as the rules in the ASCA Agility Rulebook.

The Trial Committee/ASCA Affiliate and Emergency Judge will contract fees and expenses to be paid for the assignment prior to judging first run of the trial.

11.4 Judge Restrictions

Judges may not compete in any classes (class and level) in which they are officiating. However, a judge may compete in a trial in which he is officiating with the following restrictions:

1. The judge must complete judging of all assigned runs for a day prior to competing that day. Or a judge must compete in all runs a day prior to judging for that day. The judge may not judge runs, take a break to compete and then judge more runs in one day.
2. The judge and/or any dogs owned or handled by the judge shall not be eligible for any High in Trial awards for any days while judging, or any High Combined or weekend awards for the trial they are judging.

11.5 Course Designs

At all levels, the judge is responsible for setting a course that is appropriate for the level which is to be judged. The focus at all levels is that of safety, flow and fun. The judge shall design courses that meet the criteria for each level while providing an environment of flow, fun and safety for the dog and handler.

At all levels, the judge shall design or use a course which meets the following criteria:

1. The course shall use the appropriate number of obstacles for the level to be judged.
2. The course shall contain all the mandatory obstacles for that class. Only in extreme cases which involve external factors such as weather or equipment breakdown, shall the judge be allowed to waver from these guidelines. Only for reasons of safety should the judge change the original format as it was approved for that trial.
3. The judge shall only use obstacles which are approved by the current Rules and Regulations of ASCA.
4. The judge shall not use a course which uses more obstacles than the hosting club has listed on the application to hold a trial.
5. The challenges of the course shall be appropriate to the level of the class.
6. The approach to each of the obstacles should be safe, giving the experience level of the dog within that class level.
7. There shall be adequate space for the start and finish lines with no hazards for the dog or handler.
8. There shall be adequate space on each side of every obstacle for the handler with no obstructions or safety hazards.
9. The judge's path should be such that it does not interfere with the handler's or dog's logical path.
10. The start and finish lines should be easily visible for the timer, with a minimum amount of movement from the timer.
11. The scribe's position should be such that the timing information can be readily transferred from the timer to the scribe's sheet. The position of the timer and scribe should be easy for the runner to get the scribe sheet from the scribe and take the sheet to the scoring table.
12. The judge must be sure that all obstacles are visible to the dog.
13. The distribution of the obstacles should balance the area given for the ring.
14. For safety reasons, the obstacles should not be placed within six feet (1.8 meters) of the ring perimeter.
15. The course layout shall allow the judge to view the entire course with efficient movement. The contact obstacles shall be laid out so that the judge can view all the down contacts from beside the obstacle or at an angle laterally from the obstacle within 30 feet (9.1 meters).

11.6 Course Design Review

1. All agility courses used in Agility Trials for which ASCA is the sole or primary sanctioning organization must receive an ASCA course review to ensure consistency with the ASCA Agility philosophy of safe, flowing courses with challenges appropriate to the intended levels.
2. Course reviewers shall be experienced, respected agility judges appointed by the Board of Directors upon recommendation of the Agility Committee. They shall serve as unpaid volunteers. At least three course reviewers, plus at least one alternate, should be appointed whenever feasible, at least one each to review courses for trials.
3. Judges, upon appointment, shall be advised by the ASCA business office of the name and email address of a course reviewer having review responsibility for the trial(s) they are judging.
4. Upon the hiring of a judge, host clubs shall electronically provide judges with a detailed list of available equipment to be used for each ring, plus a diagram of each ring to be used, showing ring dimensions, location of gates, nature and uniformity of surface, and locations, nature, and dimensions of any ring obstructions. The host club shall also indicate whether electronic timing equipment is available for use. The equipment lists, ring diagrams and information on electronic timing shall be provided not later than 60 days prior to the first day of the trial.
5. Judges must electronically submit their proposed courses, in a compressed/zipped file, together with a copy of the host club's equipment list, ring diagrams, and electronic timing information, for review to the applicable course reviewer not later than 30 days prior to the first day of the trial. Unless otherwise agreed by the course reviewer and judge, course diagrams shall be submitted in either "Course Designer 2000" or "Course Designer 2003" format.
6. The course reviewer shall review the proposed courses to ensure they are: (1) Safe; (2) Flowing; (3) Appropriately challenging, considering the class and level for which intended; (4) Consistent with the ASCA Agility Philosophy and these Rules and Regulations; (5) Consistent with host club's equipment lists (e.g., do not use equipment not listed as available); (6) Consistent with the ring sizes, surfaces, gate locations, and configuration, considering any indicated obstructions; (7) If electronic timing is used, consistent with safe use of electronic timing (e.g., course to start on jump or open tunnel and end on jump or open tunnel). Course reviewers are empowered to direct mandatory course revisions to comply with these criteria, as well as to suggest non-mandatory changes to otherwise improve the challenges, flow,

or other aspects of the course or courses. However, course reviewers shall respect the judge's individuality, and not re-design the judge's courses solely based on personal preferences.

7. Course reviewers will electronically return copies of the proposed courses, together with any mandatory and recommended non-mandatory changes to the judge(s) not later than 15 days prior to the first day of the applicable trials. Judges must return a final copy of all courses for the trial including any required/recommended/mandatory changes made on any course to the course reviewer at least 7 days prior to the trial. This will ensure that the course reviewer will have a complete set of finalized courses to be used at the trial.
8. To avoid any appearance of a conflict of interest, course reviewers shall not review courses to be used at trials where they expect to compete. If this situation occurs, the course reviewer shall forward the review package immediately to the alternate course reviewer, or another course reviewer, and so notify the trial judge and the ASCA Business Office.

12 Agility Finals

12.1 Rounds

1. The Agility Finals will be run in conjunction with the ASCA National Specialty each year. Agility Finals will not be held on the same day as any other agility competition.
2. All three divisions, Standard, Veteran Dog and Junior Handler, will run four rounds: one Jumpers, one Gamblers and two Regular. There are no elimination rounds. Dogs that qualify for the finals are eligible to compete in all rounds for their division. A dog may only compete in one division. All rounds for a division will take place on the same day.

12.2 Eligibility

12.2.1 Program

The Finals is only for the Championship Program.

12.2.2 Eligible Dogs

Eligible dogs will be ASCA or LEP registered Australian Shepherds whose owners are 'Full' ASCA members in good standing within the qualifying period for the finals as well as during the finals.

The list of Agility Finals Qualifiers as defined below will be published in the Aussie Times. Those finalists will be invited to compete at the Agility Finals.

12.2.3 Divisions

The Agility Finals will consist of three divisions: Veteran Dog, Junior Handlers and Standard. The qualifying rules will be the same for each division, however qualifying points will not transfer between the divisions. The jump heights will be divided as specified in the ASCA Jump Height Table in Section 2.4.4.

12.2.4 Point Accumulation

Qualifying in an Elite Standard division class with zero faults gives the dog one point towards the Agility Finals in the Standard Division. Qualifying in an Elite Veteran Dog division class with zero faults gives the dog one point towards the Agility Finals in the Veteran Dog Division. Qualifying in an Elite Junior Handler division class with zero faults gives the dog one point towards the Agility Finals in the Junior Handler Division. The dog does not need to be competing in all Elite level classes before accumulating points towards the finals. 'Finals' point accumulation for a particular class will not begin until the novice and open titles in that class are completed.

The height the dog jumps during the year will not have an impact on the points they accumulate during the year.

12.2.5 Minimum Points

For all divisions, a dog will need at least seven (7) points total to be eligible to compete at the Agility Finals. A minimum of two (2) points must be earned in the Elite Jumpers class and a minimum of two (2) points must be earned in the Elite Gamblers class and a minimum of three (3) points must be earned in the Elite Regular class in the Standard or Veteran Dog or Junior Handler

division, during the qualifying period. Points must be earned during the ASCA Agility Finals qualifying period and within the same division that the dog will enter at Finals.

12.2.6 Qualifying Period

The ASCA Agility Finals qualifying period will be the twelve-month period from June 1st of the previous year to May 31st of the year of the ASCA Agility Finals are held.

12.2.7 Invitations

The top 60 qualifiers from the Standard division will be invited to attend the Standard Finals, the top 45 qualifiers from the Veteran Dog division will be invited to attend the Veteran Dog Finals and the top 7 qualifiers from the Junior Handler division will be invited to attend the Juniors Finals. The qualifiers will be ranked based on points accumulated, with the dog accumulating the most points being ranked as #1, the dog with the second most points being ranked as #2, etc. Dogs will be ranked on the list for each division and will be counted towards the total number of invitees (for each division). Current rankings will appear in the Agility Finals List posted on the ASCA Website. If there is more than one dog with the same number of points as the 60th qualifier in the Standard division, more than one dog with the same number of points as the 45th qualifier in the Veteran Dog division or more than one dog with the same number of points as the 7th qualifier in the Junior Handler division, then all the dogs with that number of points in the respective divisions will be invited. All alternates will be notified of their alternate status. Alternates will be accepted in list order until all slots are filled.

12.2.8 Allowances for Bitches in Heat

Bitches in heat will be allowed to run. They will run at the end of each class. Bitches in heat will not be brought within 50 feet of the Agility ring prior to their run and must be wearing panties. Bitches in heat using any practice jump or weave poles (for warm-up) must wear panties. Owners of any Bitch in heat must 'potty' their Bitches in heat in an area 100 feet away from the agility area. A rug (to be provided by the owner) will be brought out to the start line and the dog will be placed on the rug to begin her run. Bitches in Heat will also wear panties (to be provided by exhibitor) during their run. Bitches in heat must be crated (not in an ex-pen) prior to and during the competition, except when competing, away from the agility ring at a minimum distance of 150 feet location or in a location to be determined by the host club. Failure to comply with the above rule will result in dismissal from all agility trials held in conjunction with the ASCA Agility National Specialty.

12.3 Notification

Using USPS First Class mail, the Business Office will notify all eligible competitors who have qualified for Finals. The letter will be postmarked no later than July 1st of the Finals year. If a competitor believes he/she is Finals eligible and has not received a notifying letter by July 8th of the Finals year, he/she shall notify the Business Office concerning this potential problem.

Alternates will be notified of their standing as well. The ASCA Business Office will take necessary steps to notify foreign qualifiers.

12.4 Verification

All eligible contestants must verify that they will be competing at the Agility Finals by filling out an official entry form and sending it and the entry fees to the ASCA Business Office. The verification must be clearly postmarked by July 15th of the Finals Year. It is the responsibility of all eligible contestants to be able to provide proof of mailing in the event an entry form and fees are not received by the Business Office. Finals entry forms and fees will be forwarded to the host club by the Business Office by the close of Nationals entries.

If an eligible contestant fails to send in an entry, the next alternate who has stated his/her intent to attend will be notified by the Business Office. Alternates must verify their intent to compete at the National Finals by filling out an official entry blank and sending it to the Business Office postmarked no later than July 15 of the Finals year. Alternates will submit the non-refundable entry fee when the Business Office notifies them that they have filled a Finals entry vacancy. Alternates become eligible when a qualifier fails to verify his/her intent to attend the Finals by the due date. **EXAMPLE:** in the Standard division, if 40 of the top 60 dogs apply for Finals, then the top 20 Alternates in the Standard division that applied get into the Standard Finals.

12.5 Fees

The entry fee charged for the Agility Finals will be determined by the Board of Directors. Exhibitors will be notified of the entry fee on their invitation/entry form. No entry fees will be refunded. Dogs will not be allowed to enter a portion of the rounds. If they enter the Finals, they must enter all rounds available for their division. Entry fees will be used to cover any expenses that the host organization may incur while putting on the Agility Finals as well as for awards. The host club will submit their expenses to the ASCA Board of Directors.

The ASCA Business Office will keep an accounting of all monies received for the Finals fund and is responsible for informing the Host club(s) of the Finals, the Board of Directors, and the ASCA Agility Committee as to the amount received by August 1st of the competition year.

Host Club shall submit a proposed budget to the Board of Directors and the ASCA Agility Committee at least six months prior to the Finals.

12.6 Awards

12.6.1 General Information

Presentation of the overall awards for each division shall be done in a manner to showcase the event. The individual round placements may be awarded at a time and location deemed appropriate by the host club (for instance, following each round).

12.6.2 Finals Prizes and Rosettes

Award	Rosette	Prize - Level/Cost
1st in Division	A	Level 1 \$250
2nd-10th	B	Level 3 \$75
Finalists Participants	B	None
Rounds 1st-10th	E	None
Level	Cost per Rosette	Rosette Descriptions
A	\$21	8.5-inch head, 7 streamers, 24-inch streamers
A.5	\$20	8-inch head, 7 streamers, 22-inch streamers
B	\$18	7.5-inch head, 7 streamers, 18-inch streamers
D	\$12	6-inch head, 5 streamers, 14-inch streamers
E	\$1	2 layered, 10-inch flat ribbon
Name Streamers	\$5 - 7.50 each, depending on length of name	

All Finals Qualifiers will receive a rosette labeled "Finalist," with the qualifying dog's ASCA registered name and ASCA titles entered on a side streamer. Non-ASCA titles will not be included. The name streamer will be placed on the Finals participation rosette, not on the placement rosette. All rosettes will have the date and location of the Finals. Any qualifying team that is unable to participate in the Finals is responsible for the cost of shipping their Finals rosette or requesting that the rosette be entrusted to someone else for delivery. The host club is not responsible for the cost of shipping rosettes.

Placements will be awarded 1st-10th place. Colors for the center streamer shall be as follows for placement rosettes: 1st - blue; 2nd - red; 3rd - yellow; 4th - white, 5th - 10th - same color (to coordinate with colors of host's rosette colors) and will have placements on rosette.

12.7 Judging and Scoring

12.7.1 Judge

One judge will be used to judge all four rounds of each division of the agility finals. This judge may be the same judge that judges the Nationals Agility Trial. The courses for the finals shall not be the same as the ones used for the Nationals Agility Trial.

12.7.2 Divisions

Each division (Standard, Veteran Dog and Junior Handler) will be scored separately. All dogs within each division will be grouped together for placements, regardless of jump height. There will be four rounds used to determine each division champion: 1 Jumpers, 1 Gamblers and 2 Regular.

12.7.3 Jump Height

Dogs entered in the Veteran Dog division will jump 4" (10.2 cm) lower than their standard division jump height. Dogs entered in the Junior Handler division will have the option of running at the dog's standard jump height or taking the 4" (10.2 cm) height deduction.

All dogs entered in the Standard division will jump their Standard division jump height.

12.7.4 Standard Course Time (Regular and Jumpers)

There will be a Standard Course Time set by the judge for each division for the two Regular and Jumpers classes. For the Regular and Jumpers classes, all Standard Division dogs, regardless of jump height, will use the Large Dog Standard Course Time. For the Regular and Jumpers classes the Veteran Dog and Junior Handler Division dogs, regardless of height will use the Large Dog Veteran Dog or Junior Handler Course Time (respectively).

12.7.5 Gamblers Class: Opening and Gamble Time

For the Gamblers class, all dogs, regardless of jump height or division, will have 30 seconds for their opening sequence time. The closing sequence "gamble" time will be determined by the judge. Standard Division dogs will use the 20" gamble time and all Veteran Dog and Junior Handler Division dogs will use the 16" gamble time.

12.7.6 Faults

Faults will be assessed in accordance with the current ASCA program rules for agility.

12.7.7 Determination of Agility Champions

Each faultless qualifying run in Regular, Gamblers and Jumpers will be given seven (7) "Q" points. Each faulted (.01 to 5 faults) qualifying run in Regular agility will be given one-half the value of the "Q" points, or 3.5 "Q" points.

Dogs in each division will be ranked by the most "Q" points, then if necessary, by the following ranking procedures:

1. First, sort by the number of "Q" points (a faulted Regular Agility "Q" counts one-half).
2. Then, sort by each dog's total of the number of dogs beaten. (Placement points)
EXAMPLE: if twenty dogs are entered in a class such as Jumpers, the first-place dog would receive 19 placement points (in other words, beat 19 dogs), the second-place dog would receive 18 placement points, the third-place dog would receive 17 placement points, etc. Dogs that are eliminated or are scratched receive zero placement points, but still count as dogs defeated.
3. Then, sort by Gamblers. First rank the dogs by total points accumulated for qualifying runs, then by total points accumulated for non-qualifying runs.
4. Then, sort by Jumpers. First rank the dogs by considering whether the dog qualified and then by the dog's run time.

12.7.8 Run Order

The Jumpers class will run first, followed by the Gamblers class and then by the two Regular classes.

In each class, all Standard dogs run first, then Veteran Dog, then Junior Handlers.

Jumpers will be run according to random draw within each division, drawing first for the order of jump heights, and then for the order of dogs within each height. Each subsequent class will be run in reverse order of placement based on cumulative scores within each division. If two dogs are tied for placements, the dogs will run in alphabetical order of call name. Bitches in heat will run last in each class. Handlers with multiple dogs may request to move a dog in the run order to give the handler more time to adequately prepare to run the other dog. The dogs may be separated by moving the dog that is to run first (with a lower

cumulative score) in the round up in the run order to allow a gap of 3 – 10 dogs in between the multiple dogs. The handler must notify the score table and the gate steward as soon as the sorted run order is posted. Once the round has started, no changes may be made.

12.7.9 Scores

Scores will be posted when they are available. It is required that two different people NOT entered in the Finals check the computation of the scores before they are posted.

Qualifying scores will not be applied towards ASCA certifications, the Agility Merit program or the Agility Finals program.

12.8 Selection of Finals Judges

Once the host club, location & dates for the Finals have been determined, the Business Office will send a letter to all Judges to determine who is available to judge.

12.8.1 Drawing for Selection

- a. The Board of Directors or its assignee will perform a random draw of all Judges who satisfy the requirements listed in Section 12.8.2 and affirm their availability to judge the ASCA Agility Finals.
- b. The first five (5) names drawn will be supplied to the Host Club to hire one (1) Finals Judge.

12.8.2 Requirements for Selection of Finals Judge

The Judge for the ASCA Agility Finals will be selected from all ASCA Agility judges who return the questionnaire to the Business Office in the correct timeframe and indicate they are available to judge. Agility judges will be excluded from the random draw if they:

- a. Have 4 years or less experience as an ASCA judge.
- b. Have pending or previous disciplinary action within the last year.
- c. Have judged Agility Finals the previous year.
- d. Have failed to judge ten (10) unrelated multiple trial dates, all classes & divisions in the previous five (5) years. (Related trials are those held at the same location & date at the same place in the same 10-day period.) Must have two (2) judging assignments within the previous twelve (12) months.
- e. Are not or have not actively participated in ASCA Agility trials as an exhibitor at the Elite level, all classes. Preference given to Judges who have achieved an Agility Trial Championship on at least one dog.

12.8.3 Exceptions

It is possible that the available judges may not meet all the priorities listed. The candidates with the greatest number of listed priorities will be recommended to the host club.

12.8.4 Other Notes

No judge may judge the Finals more than two years consecutively.

NOTE: The Nationals Agility Trial Judges do not have to come from this same list but are highly recommended.

12.9 Finals Course Design

Courses for the Agility Finals (Jumpers, Gamblers, and Regular) are to be original courses that have never been used at any previous trial. The Regular courses, rounds 1 and 2, may be different courses, i.e.: not required to be "direct reversals". A Course Reviewer will be assigned by the Business Office and the course review must be conducted the same as Section 11.6.

12.10 Agility Finals Workers

12.10.1 Required Workers

The normal amount of people to run a one ring trial will be needed for the finals. At a minimum, the host club will need to fill the following positions:

- 2 Timers
- 1 Scribe

- 1 Gate Steward
- 1 Score Runner
- 3 Jump Setters
- 1 Chute Setter
- 1 Scorer (score table)
- Ribbon preparers (can be same people as above)
- 4 Course Builders (can be same people as above)

12.10.2 Worker Restriction

The timer and scribe cannot be a family member or a member of the household of any of the Finals competitors. Nor can they be an owner of any dog competing in the finals.

12.10.3 Timers

Both timers will time each round. One timer will be designated as the primary timer and the other the backup. The primary timer's time will be used for all dogs unless the stopwatch malfunctions. In the event of a malfunction, the backup timer's time will be used. If both stopwatches malfunction, then the dog will be required to rerun, and their previous run will not count. Timers must time the entire round (i.e. the entire Jumpers class).

12.11 Photographs of Finals Champions

The host club is responsible for photographing the three Agility Finals champions (Standard, Veteran Dog, and Junior Handler). The photographs will be clearly marked with the dog's registered name, owner name, breeder, sire and dam. The photographs MUST be submitted to the editor of the Aussie Times before the deadline for the Nationals issue.

12.12 Sample Ribbon Order for Agility Finals

The following table lists what types of ribbons are required. However, the actual amounts will vary depending on how many dogs are entered in each division. **EXAMPLE:** if the Junior Handler division only has three dogs in it, then 10 placements will not be required. In addition, remember that all dogs will be grouped together for placements within a division regardless of jump height, so 1st – 10th in each division will encompass all dogs in that division.

Ribbon Type	Quantity	# of Divisions	Total Quantity
Gamblers Individual Round Placements (1st – 10th)	10	3	30
Regular Round 1 Individual Placements (1st – 10th)	10	3	30
Regular Round 2 Individual Placements (1st – 10th)	10	3	30
Jumpers Individual Round Placements (1st – 10th)	10	3	30
Overall Division Champion	1	3	3
Overall Division 2nd – 10th Placement	9	3	27
Finalist (given to those not in the top 10 overall in each division)	20	3	60

13 Agility National Specialties

All current agility rules shall govern at the Agility National Specialty Trial, with the exceptions listed below:

13.1 Sanctioning

Host clubs requesting sanction for the Agility National Specialty trial may only request sanctioning with ASCA. The National Specialty Agility Trial will be one trial consisting of a maximum of six (6) sanctioned classes. No more than two Regular classes may be offered. To accommodate a large number of entries, the National Specialty Agility Trial may be spread over multiple days but will be considered as one 'trial' and assigned one 'event' number by the Business Office.

13.2 Bitches in Heat

Bitches in heat will be allowed to run at the National Specialty Agility Trial. They will run at the end of each class. Bitches in heat will not be brought within 50 feet of the Agility ring prior to their run and must be wearing panties. Bitches in heat using any practice jump or weave poles (for warm-up) must wear panties. Owners of any Bitch in heat must 'potty' their Bitches in heat in an area 100 feet away from the agility area. A rug (to be provided by the owner) will be brought out to the start line and the dog will be placed on the rug to begin her run. Bitches in heat will also wear panties (to be provided by exhibitor) during their runs.

Bitches in heat must be crated (not in an ex-pen) prior to and during the competition, except when competing, away from the agility ring, at a minimum distance of 150 feet, or in a location to be determined by the host club. All qualifying scores will count toward the trial, as will placements. Failure to comply with the above rule will result in dismissal from all agility trials held in conjunction with the ASCA Agility National Specialty.

13.3 Nationals Agility Trial Results

In addition to the required trial paperwork, the host club is also responsible for submitting the results of the national trial to the editor of the Aussie Times before the deadline for the Nationals issue. The results must include the dog's registered name (not call name), owner and placement for each class. The results should include first through fourth place and any additional qualifying scores beyond fourth place for every class.

13.4 Nationals Photographs

The host club is responsible for submitting photographs of the Nationals Agility Trial High in Trial winners. Each photograph should be labeled with the dog's registered name, owner and award won. Photographs must be submitted to the editor of the Aussie Times before the deadline for the Nationals issue.

13.5 Eligible Dogs

Only ASCA registered Australian Shepherds are eligible to compete at the ASCA Agility National Specialty. This rule supersedes Section 1.3.3.

APPENDIX A: Equipment Specifications

All obstacles used must be constructed to be safe and reliable even when used by the smallest or the largest of dogs expected to train or compete on the equipment. When constructing equipment, safety is the primary concern.

Contact Obstacles

Contact obstacles should always provide good traction for the dogs without being too rough to damage the dog's pads. Surfaces must be maintained on a regular basis to prevent dogs slipping when performing the obstacles. A very fine sand/paint mixture will provide better traction than a large, coarse sand mixture. All contact zones must be one solid color, with the remainder of the ramps a contrasting color, different from the contact zone color. A contact zone color such as yellow or lighter is preferred.

Slats are not required on any of the contact obstacles. A good, non-slip surface is required, so dogs have traction on the ramp surface. If used, the slats on the A-frame shall not be closer than 12 inches (30.5 cm) apart, and no slat shall be within 4 inches (10.2 cm) of the end of a contact zone. Slats shall be no greater than 1/2 inch (1.3 cm) in height and shall not be made from plywood.

ASCA allows the use of contact equipment meeting the specifications of the following agility organizations: AAC, AKC, CKC, CPE, DOCNA, NADAC and USDAA. Rubber covering on contact obstacles, as approved by NADAC, is allowed if equipment meets ASCA specifications in all other respects.

The following table lists the heights of each of the contact obstacles, along with the widths and lengths of the ramps of each of those obstacles.

Obstacle	Height	Ramp Width	Ramp Length	Contact Zone
A-Frame	5' - 5'6" (1.5 m - 1.7 m)	3' - 4' (91.4 cm - 121.9 cm)	9' (2.7 m)	42" (1.1 m)
Dog Walk	36" (8' ramp/planks) 46" - 54" (12' ramp/planks) (91 cm - 137.2 cm)	12" (+/- 1") (30.5 cm (+/- 2.5 cm))	8' or 12' (2.4 m or 3.7 m)	36" - 42" (91.4 cm - 106.7 cm)
Teeter-Totter	24" (61 cm)	12" (+/- 1") (30.5 cm (+/- 2.5 cm))	12' (3.7 m)	36" - 42" (91.4 cm - 106.7 cm)

The club hosting the agility trial is responsible for determining the height of the A-Frame.

NOTE: When using a dog walk with 8' (2.4 m) planks, a lower dog walk height such as 36" (91.4 cm) should be used. When using a dog walk with 12' (3.7 m) planks, a higher dog walk height such as 46" - 54" (1.2 m - 1.4 m) is used. Additionally, a dog walk with 8' (2.4 m) ramps should have an 8' (2.4 m) center ramp and a dog walk with 12' (3.7 m) ramps should have a 12' (3.7 m) center ramp.

The teeter - totter shall be constructed or adjusted so that a three-pound weight placed twelve inches (30.5 cm) from the end on the raised side will cause the plank to drop to ground level in 2.5 to 3 seconds, averaging 12-16" (30.5 cm - 40.6 cm) per second. Clubs are required to have a 3-pound weight available for measuring teeter-totter speed at the trial. **NOTE:** If required, most teeters can be adjusted to meet these criteria by adding or removing weight, temporarily or permanently, to the underside of the raised end.

The teeter-totter base shall be wider than the board, not hidden underneath, and visible to the dog on approach. The base should extend at least 2 inches (5.1 cm) past the sides of the plank with a gap not to exceed 4 inches (10.2 cm) so that dogs can see the pivot point. The ground support of the base may be wider than the portion attached to the base for more visibility. The height of the teeter-totter measured to the top of the board at the pivot is 24 inches (61 cm) plus or minus 2 inches (5.1 cm). It is highly recommended the base be painted a different color than the body of the teeter board. The board shall be 12" (30.5 cm) wide by 12' (3.7 m) long, give or take 1" (2.5 cm) and the center point should be placed 2-4" (5.1 cm-10.2 cm) off center on the base. The base shall be secured to the trial surface, such as sandbags or stakes, to prevent movement of the base.

Weave Poles

Weave pole construction should be such that it allows for minimum sideways movement of the poles as the dog moves through the poles. If the base is not constructed in such a way to prevent movement, then the base shall be secured so that the weave poles do not move from their location on the course.

Weave poles shall be of rigid construction, no less than 20" (50.8 cm) from the center of one pole to the center of the next pole and no more than 24" (61 cm) from center to center. The weave poles shall be 36" - 48" (91.4 cm - 121.9 cm) in height and the width of the poles shall be 3/4" - 1" (1.9 cm - 2.5 cm) in diameter.

The base of the weave poles shall be no more than 3/4" (1.9 cm) in height and no more than 4" (10.2 cm) in width. There shall be no rough or protruding edges along the base of the weave poles, nor any bolts or nuts in an area which a dog may step on while weaving, taking into consideration the many sizes of dogs which will be using the weave poles.

Tunnel

Open Tunnel - The diameter (opening/exit) of the tunnel shall be approximately 24" (61 cm). The length shall be no less than 10' (3.1 m) and no more than 20' (6.1 m).

Jumps

Construction of jumps must take the safety of the handler and dog into consideration at all times. Materials should be free from sharp edges and maintained to ensure stability and safety. Jump cups may not protrude from the jump supports more than 1 1/2" (3.8 cm) and nails, bolts and/or screws may not be used to support the jump bars.

Tire Jump - The tire jump may be either non-displaceable or displaceable. The inner diameter of the tire shall be 18" (45.7 cm) to 24" (61 cm) and the tire shall have the ability to be positioned to each of the ASCA jump heights. The jump height of the tire jump is measured from the ground to the lowest point of the inside of the tire opening. The tire shall not be so heavy as to cause injury to a dog because of its weight.

- a. Non-displaceable tire. The tire jump shall consist of a circular object that resembles a tire suspended from a rectangular frame. The tire shall be constructed of material with a 4" (10.2 cm) to 8" (20.3 cm) diameter. There must be at least 8" (20.3 cm) between the outside of the tire and the sides of the frame. The uprights of the frame shall be secured to the base and the base weighted or secured properly to the running surface to prevent tipping.
- b. Displaceable tire. The tire is to be suspended such that if the tire is hit by a dog; the bottom, top or side portion(s) will displace or spread apart. The side supports shall only be wide enough to suspend the tire, but not wide enough to allow a dog to pass between the frame and the tire. The displaceable tire jump may be constructed in two ways:
 1. The tire jump shall be comprised of a rectangular frame and a two-part circular tire. The bottom portion shall displace or spread apart but shall not present a hazard to the dog and will not cause the frame to turn over. The material used for the tire shall be comprised of a plywood/foam sandwich or similar lightweight material so that the tire will retain its circular shape and still be very lightweight and easily displaceable. The tire is to be suspended by a method that can be easily adjusted for all jump heights.
 2. The tire jump shall be comprised of a framework similar to a non-winged jump and the tire part that will be two parts of a circle. The top portion of the tire shall be approximately 75-85% of the circle and the lower portion to be 15-25%. Each portion is to have a 1" - 1-1/4" (2.5 cm - 3.2 cm) piece of PVC or similar material running through as a suspension device placed in jump cups. The side upright framework from which the tire is suspended can be similar to a non-winged jump. The jump cups for the upper portion of the tire shall be located so the gap between the upper and lower sections of the tire is as small as possible creating the visual appearance of a complete, circular, tire. There shall be no framework over the top of the tire and the tire shall be constructed of lightweight materials.

Non-Winged Jumps - All jumps are to be 4' (1.2 m) to 5' (1.5 m) wide with uprights a minimum of 32" (81.3 cm) high and adjustable for all ASCA jump heights (4" (10.2 cm), 8" (20.3 cm), 12" (30.5 cm), 16" (40.6 cm), 20" (50.8 cm) and 24" (61 cm). Bars must be easily displaceable, may be made of wood, plastic or PVC and shall be striped for visibility. Jump bar cups or

supports may be constructed of any solid material that does not protrude more than 1 1/2" (3.8 cm) from the horizontal jump supports. The jump bar cups/supports should allow the jump bar to be easily displaced when knocked by the dog. Screws, bolts and nails may not be used as jump bar supports. All jumps at all levels may have one bar or two bars, as determined by agreement between the club and judge. Judges may discuss with the club either prior to or at the trial whether to use one or two jump bars on all jumps at all levels. The club may also, prior to hiring a judge, indicate that they prefer one bar jumps for all levels and the judge shall then design those courses appropriately. The 'double jump' must utilize four bars. See section below: Double Bar Jumps. The jump bars should have an outside diameter of 1 1/4" (3.2 cm) (e.g., 1" (2.5 cm) inside diameter Schedule 40 PVC).

Winged Jumps - The specifications are the same as above, with the addition of side wings or other support standards. Wings shall be free of sharp or hazardous edges and shall be a minimum of 6" (15.2 cm), preferably 12" (30.5 cm), higher than the highest ASCA jump height.

Double Bar Jumps - Two single bar jumps may be placed together to form a double bar jump. Or a single obstacle may be constructed for a double bar jump. The double bar jump consists of two parallel bars positioned at the jump heights specified for the class. The distance between the top 'front' bar and the top 'rear' bar should be one-half the jump height (plus or minus 1" (2.5 cm)). The lower bars shall be crossed to form an X below the top bars. The crossed bars under the top parallel bars should be placed so that one of the crossed bars is against the front of the standard and the second crossed bar is against the back standard.

Measuring Wheel

Unless prior arrangements have been made with each judge, Clubs must provide the judge with a calibrated measuring wheel to determine course yardage. To calibrate the wheel, lay a tape measure on the ground and use it to verify that the wheel is measuring accurately.

Miscellaneous Equipment - Required to Host an ASCA Agility Trial

1. **Numbered Cones/Markers** - Except for gamble opening obstacles, the obstacles on the course must be clearly marked using sequential numbered objects. Numbers shall be no less than 2" (5.1 cm) in height.
2. **Start/Finish markers** - Where electronic timing is not used on the first and last obstacles, the start and finish lines need to be clearly marked. Where electronic timing is used, start/finish markers should be available as backup in case of electronic timer malfunction.
3. **Surveyors Tape and Securing Material** - The handler lines for the gamblers class need to be clearly marked and secured. On grass, dirt and sand surfaces golf tees or roofing retaining nails (nails with a 1" (2.5 cm) plastic washer retained by the nail head) may be used to secure the handler's line. Indoors, on surfaces that will not accept tees or nails, tape may be used. If tape is not allowed by the facility then a temporary method, such as spray chalk may be used. If this method is used the line from a previous level must be removed before the new line is marked.
4. **Timing Device** - An accurate timing device is required in each ring to record the dog's course time to at least the 100th of a second. Where electronic timing is used, stopwatches should be available as backup in case of electronic timer malfunction.
5. **Ring Boundary Markers** - Some sort of marker or barrier to indicate the boundaries of the ring is required.
6. **Whistle** - The host club must provide one for the timer in each ring in the event of a stopwatch malfunction and for the gamblers class, and to alert the judge and handler when the maximum course time has been reached. It is recommended that, to reduce confusion among rings, where trials of two or more rings are contemplated, the whistle for each ring have a markedly different tone.
7. **Dog Height Measuring Device** - Dogs with a wither height less than or equal to 20" that do not have a permanent ASCA, AKC or NADAC height card must be measured. Dogs entering 20+" or 24" jump heights class in the Standard or Junior Handler division in the Championship program, the 16+" jump height class in the Veteran Dog or Junior Handler division in the Championship program, the 16+" jump height class in the Standard division in the ACE program, or the 12+" jump height class in the Senior Dog division in the ACE program are exempt. Calibrated wickets or measuring devices are allowed.

APPENDIX B: Agility Merit Program

Merit points can only come from the Championship Program.

1. Merit points can come from any level, any division and any class.
2. There will be nine Merit lists: one for Regular, one for Jumpers and one for Gamblers, within each level, Novice, Open, Elite. The divisions will be grouped together for each class/level. (i.e. the Elite Regular merit points can come from the Standard, Veteran Dog or Juniors Handler division).
3. Points will be earned by earning a qualifying score in the class. A '10 point' qualifying score will earn 1 point, a '5 point' qualifying score will earn ½ point. The points will only count towards the merit list for the class and level they were earned in. (Points do not transfer.)
4. Dogs can stay at a level and earn points indefinitely.
5. Eligible dogs will be ASCA registered or LEP Australian Shepherds whose owners are Full ASCA members in good standing during the qualifying period for the current merit program year.
6. The program will run from June 1st to May 31st of the following year.

APPENDIX C: ASCA Agility Judging Program

1 Apprentice Agility Judge Application Requirements

1.1 Apprentice Judge

Applicants must meet the following minimum requirements:

1.1.1 Agility Trial Positions

Applicants must be familiar and comfortable with all the positions required to conduct an ASCA Agility trial. Therefore, applicants must have performed each of the positions listed below at a sanctioned ASCA Agility trial. Experience must come from two separate ASCA Sanctioned Agility trials. When performing these jobs, the applicant should work closely with the judge of record to obtain their feedback. Working closely with the judge will help the judge provide an accurate reference for the applicant to use when applying to become an Apprentice Judge. In addition, working closely with the judge can be a valuable source of information to help advance the Apprentice Judge's career.

- a. Course Builder
- b. Gate Steward
- c. Timer
- d. Scribe
- e. Scorekeeper

1.1.2 Elite Titles

The applicant must have trialed and earned the elite titles on at least one dog of any breed in all ASCA sanctioned classes; Gamblers, Jumpers and Regular.

1.1.3 Open Book Test

The applicant must pass an open book test. All questions on the test must be answered correctly. A judge may retake the test until all questions are answered correctly. A copy of the test can be obtained by emailing agility@asca.org.

1.1.4 Internet and Email

The applicant must have Internet access and a valid email address.

1.1.5 Good Standing

The applicant must be in good standing with ASCA.

1.1.6 Application

The applicant must fill out the ASCA Apprentice Agility Judge Application, include the required documentation, and send (mail, email, fax) it to the ASCA Business Office.

1. Once the application has been determined to be complete and accurate, the application submitted to the business office will be forwarded to the Agility Committee for review and consideration.
2. At the time of this submission, the Business Office will include the proposed issue of the Aussie Times in which the name of the Applicant will appear. The Business Office will submit the name and intent of the Applicant in the indicated publication of the Aussie Times.
3. Comments from ASCA members regarding the Applicant must be submitted to the ASCA Executive Secretary within 45 days of the publication date to be considered.
4. Any letters or written comments received within 45 days by the Executive Secretary will be forwarded to the Agility Committee within 3 business days of receipt.
5. Any letters or comments received during this 45-day period will be considered by the Agility Committee when evaluating the application into the Apprentice Program.
6. Voting by the committee will not take place until after the 45-day period and all letters have been received and reviewed by the Agility Committee.

1.1.7 Courses for Review

The applicant must submit a full set of courses for review with their application (two Regular, one jumpers and one gamblers course for each level). The Course Reviewer shall be randomly selected by the Business Office. The courses must comply with

the Course Design Guidelines found in Chapters 5, 6 and 7 and the Judge's Addendum in ASCA Agility Rulebook as well as follows ASCA's philosophy for flowing courses. The Apprentice shall receive feedback from the course reviewer and shall modify the courses if needed and resubmit for final approval.

1.1.8 Submission to the Board of Directors

After all requirements, have been met (application, open book test, course review and 45-day comment period) the Agility committee will make a motion to approve or reject the applicant. Result of the motion will be sent to the ASCA Business Office and the ASCA Agility Board Liaison. The motion will then be considered by the ASCA Board of Directors for a final decision.

The ASCA Executive Secretary will notify the applicant and the ASCA Business Office of the ASCA Board of Directors' decision. If approved, the Business Office will then assign a judge number and notify the new judge.

1.2 Release from Supervision

To be considered for release from supervision, an Apprentice Judge must meet the following requirements:

1.2.1 Recommendations

Receive a minimum of two recommendations to be released from supervision from two different Supervising Judges. A Supervisor Report containing scores of all 5's is a Recommendation of Release from Supervision by that Supervising Judge.

1.2.2 Assignment Requirements

Each judging assignment where a recommendation was earned must meet the following two requirements:

1. There must be a minimum of 100 runs judged by the Apprentice.
2. The recommendations must be earned within four years of becoming an Apprentice Judge.

1.2.3 Run Requirements

When combined, the number of runs from judging assignments where a 'recommendation' was earned must total a minimum of 500 runs. There must be a minimum of 100 runs each from the sanctioned classes (Gamblers, Jumpers and Regular) accumulated during the assignments that earned 'recommendations'. (**NOTE:** Depending on the size of the trials where the 'recommendations' are received, an Apprentice Judge may need additional 'recommendations' to earn the minimum required runs.)

1.2.4 Open Book Test

If it has been more than two years since applying to become an Apprentice Judge, an open book test must be completed with all questions answered correctly.

1.2.5 Courses for Review

The Apprentice must design a full set of courses and receive approval from a designated course reviewer. The courses must be a different set than used when previously applying to become an Apprentice Judge. The Apprentice shall submit a full set of courses for review (two rounds of Regular, one round of Gamblers and one round of Jumpers courses for each level). The course reviewer shall be randomly selected by the Business Office. The courses must comply with the Course Design Guidelines found in Chapters 5, 6, and 7 and the Judge's Addendum of the ASCA Agility Rulebook as well as follows ASCA's philosophy for flowing courses. The regular and gamblers courses will be evaluated to test the Apprentice's skill in designing for efficient course changes. The Apprentice shall receive feedback from the course reviewer and shall modify the courses if needed and resubmit for final approval.

1.2.6 Application

Once these requirements are met, the Apprentice Judge may apply for release from supervision. The Apprentice Agility Judge Application for Promotion form must be filled out and sent to the ASCA Business Office. The form must include the documentation required in Section 1.2. The form is available at www.asca.org. See Section 4 for further requirements.

1. Once the application has been determined to be complete and accurate, the application submitted to the business office will be forwarded to the Agility Committee for review and consideration.

2. At the time of this submission, the Business Office will include the proposed issue of the Aussie Times in which the name of the Applicant will appear. The Business Office will submit the name and intent of the Applicant in the indicated publication of the Aussie Times.
3. Comments from ASCA members regarding the Applicant must be submitted to the ASCA Executive Secretary within 45 days of the publication date to be considered.
4. Any letters or written comments received within 45 days by the Executive Secretary will be forwarded to the Agility Committee within 3 business days of receipt.
5. Any letters or comments received during this 45-day period will be considered by the Agility Committee when evaluating the application into the Apprenticeship Program.
6. Voting by the committee will not take place until after the 45-day period and all letters have been received and reviewed by the Agility Committee.

2 Supervision Requirements for ASCA Apprentice Agility Judges

2.1 Supervisor

Apprentice Judges must be supervised by an ASCA Supervising Judge at ASCA agility trials. A Supervising Judge may only supervise one Apprentice Judge at a time. Two (or more) Apprentices may judge at different times at the same trial, but they may not be supervised by the same Supervising Judge at the same time.

2.2 Mentorship

The Supervising Judge shall supervise all aspects of the Apprentice Judge's assignment. The goal is to teach the Apprentice Judge as much as possible through one-on-one mentoring by the Supervising Judge. The Supervisor shall review previous Supervisor reports, if available, to help the Apprentice Judge in areas needing improvement.

2.3 Setting Course and Course Times

The Apprentice Judge shall be responsible for setting the assigned courses and determining all course times. The Supervising Judge shall review the course setup and course times before the start of each class. Any changes to improve safety, flow, or layout shall be made and discussed prior to the start of each class.

2.4 Review and Suggestions

The Supervising Judge must watch all runs the Apprentice Judge is judging. At the end of each class the Supervising Judge shall review judge position, faults called and any other issues or suggestions for improvement. If the Supervising Judge has suggestions for improvement, they shall use their judgment to determine if the class should be stopped briefly to talk with the Apprentice Judge, or if the suggestion can wait until the end of the class. If the Supervising Judge feels a call made by the Apprentice Judge needs to be modified, the Supervising Judge may modify the call and any associated faults at their discretion.

2.5 Judge's Briefing

The Supervising Judge shall attend the judge's briefing and provide comments and feedback afterwards.

2.6 Following Approval

Once approved as an Apprentice Judge by the Board of Directors, an Apprentice Judge may obtain assignments two ways:

1. An Affiliate may invite the Apprentice to judge, after obtaining an approved Supervisor Judge.
2. An Apprentice Judge may apply to apprentice under a Supervising Judge who is scheduled to judge an ASCA sanctioned agility trial.
 - a. The Application to Apprentice must be postmarked 45 days before the start of the trial.
 - b. The Business Office shall notify the Trial Secretary that an Apprentice Judge has been accepted and shall provide contact information for the Apprentice.
 - c. Apprentice Judges who apply to apprentice are responsible for their expenses.
 - d. When an application is approved, the Apprentice Judge should work with the host club to agree on a schedule of classes they will judge. The schedule of classes offered to the Apprentice Judge should be based on

expected number of runs, expected finish time, as well as other factors that could affect the running of the trial.

- e. The host club is required, at a minimum, to offer the Apprentice Judge one class of each titling type of class scheduled each day of the trial. **EXAMPLE:** for a full slate of titling classes, the Apprentice Judge may be offered all Novice Jumpers, Novice Regular Round 1 and Novice Gamblers if the trial is expected to be large and time is a factor. If the trial is expected to be small and time is not an issue, the host club may offer the Apprentice Judge all classes all weekend. If the club is only offering an afternoon of Jumpers classes, then the Apprentice shall only be offered Jumpers runs.
- f. The expected number of runs offered to the Apprentice Judge shall be no less than 100 runs per day of judging in any combination of the above required Regular, Gamblers and Jumpers. If the total number of runs for the entire trial per day is less than 100 runs, then the Apprentice Judge shall be offered all runs for judging.

2.7 Judge of Record/Officiating Judges

When an Apprentice is scheduled to judge, he/she shall be the judge of record for the assigned classes. However, the premium shall list all names of judges officiating at the trial (Supervisor, Apprentice Judge and Apprentice Supervisor.)

2.8 Course Design

The judge of record shall be responsible for designing courses for the classes assigned to them.

3 ASCA Supervisor Agility Judges

3.1 Requirements for Supervisor Judge Applicants

1. Applicants must be an approved ASCA Agility Judge.
2. Applicants must fill out the ASCA Apprentice Supervisor Agility Judge Application and send (email, mail, fax) it to the ASCA Business Office. See also Section 4.
3. Applicants must have judged a minimum of ten ASCA agility trials with no significant negative comments reported on the Conduct Evaluation of Judges form from host clubs.
4. Applicants must receive two recommendations from two different current Supervisor Judges at two different ASCA agility trials to be promoted to Supervisor Judge. A Supervisor Report containing scores of all 5's shall be considered a recommendation of "Promotion to Supervisor" by that Supervisor Judge, also known as a recommendation.
5. Applicants must Apprentice Supervise a minimum of 750 runs total and at least 200 each Regular, Gamblers and Jumpers. (**NOTE:** Depending on the size of the trials where the Recommendations are received, an Apprentice Supervisor may need additional Recommendations to earn the total required runs.)

3.2 Apprentice Supervisor Assignments

3.2.1 Request to Apprentice

Judges interested in becoming a Supervisor Judge may request permission to apprentice as a Supervisor Judge from the Business Office at trials where a Supervisor Judge and Apprentice Judge are scheduled. Assignments will be granted on a first come, first served basis. The Business Office will notify the Supervising Judge and host affiliate when an Apprentice Supervisor has applied, or the applicant may be invited by the host club.

3.2.2 Required Judges

The trial must have an Apprentice Judge and Supervising Judge scheduled.

3.2.3 Application Deadline

The Application to Apprentice Supervise must be postmarked 45 days before the start date of the trial.

3.2.4 Notification

The Business Office shall notify the Trial Secretary and Supervising Judge that an apprentice Supervising Judge has been accepted and shall provide contact information for the Apprentice.

3.2.5 Number of Apprentices

No more than one Apprentice Supervisor Judge is allowed under a single Supervisor Judge at an ASCA agility trial.

3.2.6 Expenses

Apprentice Supervisor Judges are responsible for their expenses.

3.2.7 Judging/Exhibiting while Apprenticing

An Apprentice Supervisor Judge may not judge at any trial while they are apprenticing. They shall be available at all times to mentor the Apprentice Judge and receive mentoring from the Supervising Judge. The Apprentice Supervisor Judge may judge runs or exhibit a dog when the Apprentice Judge is not scheduled to judge (i.e. under a different judge.)

3.2.8 Mentoring Requirement

The Apprentice Supervisor Judge must evaluate at least one Apprentice Judge who does not have any 'passing' recommendations. This helps ensure that the apprentice Supervising Judge can mentor an Apprentice Judge who requires more supervision.

3.2.9 Exhibiting under Apprentice

Apprentice Supervising Judges may not exhibit dogs under any Apprentice they are supervising.

3.3 Restrictions on Supervisor Judges

3.3.1 Availability

The Supervisor Judge must be available on site for any questions or issues the Apprentice Supervisor and/or Apprentice Judge have during the day.

3.3.2 Exhibiting under Apprentice

The Supervisor Judge may not trial a dog under an Apprentice Judge and/or Apprentice Supervisor Judge he is supervising. An Apprentice Supervisor Judge may not trial a dog under an Apprentice Judge he is supervising. They may, however, trial a dog in a different ring or class when the Apprentice Judge is not the judge.

3.3.3 Judging while Supervising

A Supervisor Judge may not judge at any trial while he is supervising an Apprentice Judge and/or Apprentice Supervisor Judge. He may judge classes before or after the Apprentice Judge completes his assigned classes.

3.3.4 One Supervisor Judge per Apprentice Judge

There shall be one Supervisor Judge per Apprentice Judge. A club may hire one Supervisor Judge to supervise two Apprentice Judges to judge different classes that do not run at the same time. A club cannot hire one Supervisor Judge to oversee two Apprentice Judges scheduled to judge at the same time.

3.3.5 Supervision Limits

Supervisor Judges may only supervise one Apprentice Supervisor Judge at a time. Apprentice Supervisor Judges may only supervise one Apprentice Judge at a time.

3.3.6 Rules

Apprentice Supervisor Judges must adhere to all the rules pertaining to Supervisor Judges.

3.4 Supervisor Recommendation Reports

3.4.1 Supervisor Report/Recommendation

At the end of the trial the Supervisor Judge shall fill out a Supervisor Report/Recommendation for the Apprentice Supervisor.

3.4.2 Discussion and Consideration

At the end of the trial, an Apprentice Supervisor shall fill out a Supervisor Report/Recommendation for the Apprentice. The performance of the Apprentice will be discussed by the Apprentice Supervisor, the Supervisor Judge and the Apprentice. Any approved/passing scores (recommendations) earned by the Apprentice will be considered earned under the ASCA Supervisor Judge.

3.4.3 Copies

A copy of the Supervisor Reports/Recommendations shall be retained by the Supervisor Judge, the Apprentice and the Apprentice Supervisor. The Supervisor Judge shall also forward a copy of the completed report to the Business Office.

4 Acceptance

4.1 Minimum Requirements

Judging at an ASCA sanctioned event is an honor and a privilege, not a right. Judging applicants must satisfy ASCA's stated minimum requirements for an ASCA Agility Judge. Satisfying the minimum requirements to become or remain an ASCA Agility Judge grants the applicant the right to be considered for the position of an ASCA Agility Judge but does not entitle the applicant to become or remain an ASCA Agility Judge. An applicant may be turned down at the discretion of the ASCA Board of Directors.

4.2 Conduct

In addition to satisfying other stated qualifications to serve, an applicant (and current judges) must consistently display the highest level of ethical conduct, impartial demeanor, professional comportment and dedication to the ASCA Agility Judges Code of Ethics and to upholding ASCA's codes, rules, decisions, procedures and the Statement of Purpose in ASCA's bylaws. Failure to perform at this level may result in denial or revocation of judging privileges by the ASCA Board of Directors without regard to any other qualification or prior service.

4.3 Publication

Upon receipt of a completed application, the Business Office will submit the name(s) of the applicant for Apprentice Agility Judge(s), Apprentice Supervisor Judge(s) and approved Agility Judge(s) for publication in the Aussie Times for comments by the membership before being voted on by the Agility Committee and the Board of Directors. The proposed publication date will be listed on the application before being sent to the Agility committee. Once published, there will be 45 days for membership comments to be submitted to the Agility Committee Chair, the Business Office or the Executive Secretary. The comments will be collected and forwarded to the Board of Directors prior to their vote.

4.4 Notification

Once judges have been approved by the Board of Directors, the judge shall be notified of their acceptance by the Business Office. In addition, notice of the judge's approval shall be published in the Aussie Times and their name shall be added to the Agility Judges List to the appropriate section.

4.5 Acceptance of Assignments

Judges may not accept or contract for assignments until they have received notification from the Business Office that they have been approved as an ASCA Agility Judge (for any of the three categories of Judges.)

4.6 Agility Committee Recommendations

The Agility Committee is the advisory body on agility matters for the Board of Directors. The committee will review and make recommendations to the Board of Directors concerning qualifications of all applicants to be appointed ASCA Agility Judges.

5 Judge's Duties

5.1 Agility Rulebook

An ASCA Agility Judge must enforce and be knowledgeable of the rules and regulations in the current Agility Rulebook.

5.2 Authorization

The ASCA Agility Judge is authorized to judge contestants in an Agility Trial acting as an official Judge. This authorization is granted by ASCA and can be revoked at any time by the Board of Directors.

5.3 Conduct

All ASCA Agility Judges must conduct themselves in a manner consistent with the ASCA Agility Judges Code of Ethics and must avoid improper fraternization with the contestants during a trial.

5.4 Proposed Courses

Judges must submit their proposed courses to the ASCA Course Review subcommittee according to the guidelines described in Appendix D.

5.5 Course Design

ASCA Agility Judges are expected to design courses for each assignment. In extraordinary circumstances and with review committee approval, a judge may opt to request approved courses from the Course Reviewer instead of designing their own for any upcoming assignments. Requests must be made as soon as possible before the upcoming trial.

5.6 Course Approval

Each time a Judge uses courses for an ASCA sanctioned trial, the courses must be approved by the assigned Course Reviewer prior to the trial. Judges may reuse previously designed and approved courses. Any courses that are reused are not permitted to be used for trials that are located within 200 miles (322 km) from the location where previously used. Previously approved courses are not automatically approved for future trials. Prior to the trial, all courses, whether new or previously used, must be sent to the assigned Course Reviewer for approval each time they are used.

5.7 Course Layout and Scale

Judges must set courses as closely as possible to the layout and scale approved by the Course Review subcommittee. Extenuating circumstances that require the course to be set differently than the layout approved by the Course Review subcommittee must be documented in the Judge's Show Report.

5.8 Withhold Courses from Host Club Prior to Trial

Judges shall not send their courses to the host club prior to the trial. The only exception is sending the first course (without numbers) so the club may set the equipment prior to the judge's arrival.

5.9 Judge's Show Report

Judges are required to submit (via email, fax or U.S. Mail to the attention of the ASCA Agility Coordinator) the Judge's Show Report within two weeks of their assignment to the ASCA Business Office. Failure to do so, may lead to loss of future judging privileges and/or removal from the ASCA Approved Judges List. At the end of the trial, judges shall submit the Yardage & Course Times Record and course copies to the trial committee to include with the trial paperwork sent to the ASCA Business Office.

5.9.1 Apprentice/Apprentice Supervisor Judge

At trials where an Apprentice and/or Apprentice Supervisor are judging, the Apprentice Judge will be responsible for submitting the Judge's Trial Report to the Business Office. The Apprentice shall review the report with the Apprentice Supervisor and/or Supervisor Judge.

5.10 ASCA Agility Judges' Discussion Group

Upon approval as an ASCA Agility Judge, the judge must join the ASCA Agility Judges' discussion group. The purpose of this group is to share information among judges and Agility Committee members. In addition, it is a forum for judges to ask questions.

6 Protests and Complaints

6.1 Rule Infractions at Trials

Exhibitors witnessing rule infractions or violations of the Judges Code of Ethics shall notify the Trial Chairperson or Trial Committee of any violations. The Trial Chairperson will be responsible for discreetly and tactfully discussing the complaint/rule infraction with the judge in a timely manner to avoid any further rule infractions during the remainder of the trial. Any judge refusing to comply with the rules after being notified by Trial Chair/Committee shall be reported on the club's Judges' Conduct Evaluation Form and the incident will be investigated by the Agility Committee.

6.1.1 Trial Reports

General comments and impressions of judges can be submitted by the host club using the Judges' Conduct Evaluation Form. The Business Office will forward comments on a judge's performance to the Agility Committee for review. Multiple negative comments may be forwarded to the Board of Directors for possible suspension of judging privileges.

6.2 Rule Infractions Pre- or Post-Trial

6.2.1 Timely Submission of Courses and/or Trial Reports

Judges who fail to comply with the timelines for course review and trial reports will be sent warnings of the infraction(s) via email by the ASCA Agility Committee Chair. Repeated (more than two or three incidents) failure to comply with the guidelines will be reported (with documentation included) to the ASCA Board of Directors for possible suspension of judging privileges.

6.2.2 Rule Infractions Post-Trials

Incidents of rule infractions should always be brought the judges attention at the trial by the Trial Chair or Trial Committee. Incidents of rule infractions/violations after the trial has ended may be submitted to the Business Office or the Agility Committee. Critical rule violations will be investigated, and the judge will be contacted to discuss the incident by the Agility Committee Chair. Repeated (two or more incidents at subsequent trials) violation of rules by the Judge will be reported to the Board of Directors for possible suspension of judging privileges.

6.3 Formal Complaints

Exhibitors may file a formal complaint of any rule violations made by an Agility Judge to the Board of Directors for investigation. Complaints shall be submitted to the Executive Secretary, pursuant to the ASCA Conflict Resolution Protocol. If the complaint is valid, the judge may be reprimanded, suspended, or have judging privileges revoked by the Board of Directors

7 Discipline

7.1 Suspension during Investigation

An ASCA Agility Judge may be temporarily denied judging privileges and/or prevented from accepting new assignments from clubs for sixty days by the Board of Directors while it investigates any infractions, violations of the Judges Code of Ethics or ASCA rules and procedures.

7.2 Suspension and Reinstatement

A judge may be suspended from judging assignments by the Board of Directors. Reinstatement guidelines shall be determined by the Board of Directors, who may solicit advice from the Agility Committee.

8 Judge's Education

8.1 ASCA Agility Judge's Groups.io

All ASCA approved judges and apprentice judges are required to maintain membership on the ASCA Agility Judges Groups.io. Group membership will be maintained by the Agility Committee Chairperson.

8.2 Rule Changes

The ASCA Agility Committee Chairperson will be responsible for alerting the ASCA Agility Judges (via the Judge's Groups.io) of any upcoming rule changes at least 30 days prior to the effective rule change date.

8.3 Monthly Informational Posts

Within the first week of each month, a member of the Agility Committee will post a short informational email (Did you know?) or video to the Judge's Groups.io. Topics will range from the discussion of existing rules or subjects brought to the Agility Committee's attention.

8.4 Judge's Exam

All ASCA Agility Judges will be required to take an open book test administered by the Business Office on behalf of the Agility Committee every two years. All questions must be answered correctly. The test may be retaken until all questions are answered correctly. The exam will be sent by the Business Office to all ASCA Agility Judges. The exam must be returned to the Business Office within 30 days of the distribution date. The Business Office will contact any judges who have not returned their exams to assure that the exam was received. Judges not returning the completed exam will be suspended from accepting any further assignments until the exam is successfully completed and returned to the Business Office.

8.5 Seminars and Lectures

The Agility Committee will attempt (time and availability permitting) to host a judge's seminar each year at Nationals. The seminar will be open to any interested exhibitors and judges. Portions of the seminar may be videotaped for posting to the Judge's Groups.io.

9 ASCA Agility Judging Clinic

9.1 Hosting an ASCA Agility Judging Clinic

An ASCA Affiliate in good standing may apply to host an ASCA Agility Judging Clinic. The judging clinic shall either take place the day(s) before an ASCA sanctioned agility trial, or before agility run throughs where the participants can gain judging experience.

9.2 Seminar Leader

Judging clinics must be led by a current approved ASCA Supervisor Agility Judge.

9.3 Seminar at ASCA Sanctioned Agility Trial

If the Judging Clinic occurs in conjunction with an ASCA sanctioned agility trial, the clinic attendees shall judge the runs; however, the Supervisor judge shall be the judge of record. The available titling runs shall be divided equally between the clinic attendees. The clinic attendees shall judge one at a time. The Supervisor shall be outside the ring in a position where they can accurately evaluate the attendees' performance. If the Supervising Judge feels a call made by the attendee needs to be modified, the Supervising Judge may modify the call and any associated faults at their discretion.

9.4 Rules

All Supervision and Apprentice rules shall apply to clinic attendees when judging an ASCA sanctioned agility trial.

9.5 Expenses and Fees

The expenses and fees of the Judging Clinic shall be negotiated between the host club and the Supervising Judge.

9.6 Supervisor's Report

Upon completion of the Judging Clinic, the Supervising Judge shall fill out a supervisor's report for each attendee. The supervisor will review the report with each attendee prior to the conclusion of the clinic. The attendees shall receive a copy and the Supervisor will forward the report to the ASCA Business Office for filing.

9.7 Clinic Attendees

Clinic attendees are not required to be Apprentice Judges. Anyone in good standing with ASCA may attend an Agility Judges Clinic for educational purposes. If the attendee chooses to apply to be an Apprentice Judge, any recommendations earned from a clinic may be kept for future use if the attendee is approved as an Apprentice Judge.

9.8 Attendance Requirement

Apprentice Judges are not required to attend a clinic; however, a recommendation may be earned from a clinic if the number of runs available to judge at the associated trial or run throughs meet the minimum requirements for a recommendation.

10 Periodic Review of Agility Judges

10.1 Negative Comments

Negative comments received on the Conduct Evaluation of Judges form concerning all judges' general conduct, adherence to, and application of ASCA agility rules received from the host club shall be forwarded from the Business Office to the Agility Committee for review.

10.2 Recommendation for Supervision

If a judge receives comments on the Conduct Evaluation of Judges form from three different host clubs indicating that the judge needs additional mentoring; OR if two official ASCA complaints are filed against the judge for rule violations and are found valid; the Agility Committee may recommend to the ASCA Board of Directors that the judge be placed under supervision. The Agility Committee shall also recommend to the ASCA Board of Directors the number of recommendations required for release from supervision.

10.3 Official Complaint

If an official complaint is filed against an ASCA Agility Judge, the Agility Committee shall advise the ASCA Board of Directors as needed.

10.4 Supervision and Release

If a judge is placed under supervision by the ASCA Board of Directors, the judge will be considered an Apprentice Judge and must earn the number of recommendations required by the Board of Directors for release from supervision.

APPENDIX D: Judge's Addendum

This document is intended to be a guide for judges. It is not a replacement for the ASCA Agility Rulebook. The ASCA Agility Rulebook is the governing document for all ASCA sanctioned agility trials.

When a judge contracts with an affiliate for a judging assignment, they should clearly specify all expenses and any arrangements that will be required to fulfill their judging assignment. This should be done when the club first contacts the judge to avoid any misunderstandings.

The host club should electronically send the judge a list of available equipment and ring size(s) for the judge to use to design courses. The judge should not include obstacles in the course design that the club does not have. The judge is responsible for designing courses for all classes they have agreed to judge. In extraordinary circumstances a judge may ask the Course Review Committee to provide a full set of courses. See Appendix D for guidelines.

Each course that is submitted to the ASCA Course Review Committee must have the Class, Level, Affiliate Club's name, trial date and judge's name marked on it.

Judges are not required to bring course copies for competitors. However, if they choose to do so, they shall not send the courses in advance for the host club to make copies. If judges choose to make copies, they should bring the copies with them for distribution the morning of the trial. Only the courses used that day will be distributed that morning. Courses for the next day will not be distributed until the next morning.

Judges must take at least three sets of course copies to be used at the trial. There should be one course per page. They should provide one set for the course builders and one set to post for competitors. Judges will also need to provide a full set of course copies for the trial chair/secretary to be included with the trial paperwork.

Judges are required to submit their 'Judge's Trial Report' to the ASCA office within two weeks following a trial.

While judging, Judges shall use the following hand signals to indicate faults received by a dog:

- One hand raised: 5 faults (knocked bar, handler intentionally blocking, etc.)
- Two hands raised: 10 faults (missed contact, off course, etc.)
- Two hands lowered crossed in front of body: 20 faults (failure to perform)
- Elimination signal: Elimination (Can vary depending on judge. Most judges make a hand motion across their throat or blow a whistle.)

The safety of the handlers and their dogs is of utmost importance. In the event of inclement weather, the judge shall evaluate the course conditions and equipment and adjust ensure the safety of the participants. In fairness to competitors, any adjustments and changes shall be made after a class is completed, not in the middle of any class. Any changes or alterations made to the course(s) or Standard Course Time (SCT) must be recorded on the Judge's Trial Report.

Accuracy in the calculations of the Standard Course Time (SCT) is imperative. The judge must follow the guidelines for establishing Standard Course Time (SCT) in Chapters 5 Regular Class, 6 Jumpers Class, and 7 Gamblers Class. In the event of inclement weather and poor (but not dangerous) running conditions, a judge may assign additional course time. Depending upon the course conditions, additional time of 5% to 10% may be added. At no time will a judge amend the SCT after the class has started, except for the provisions listed in Sections 5.5 and 6.5.

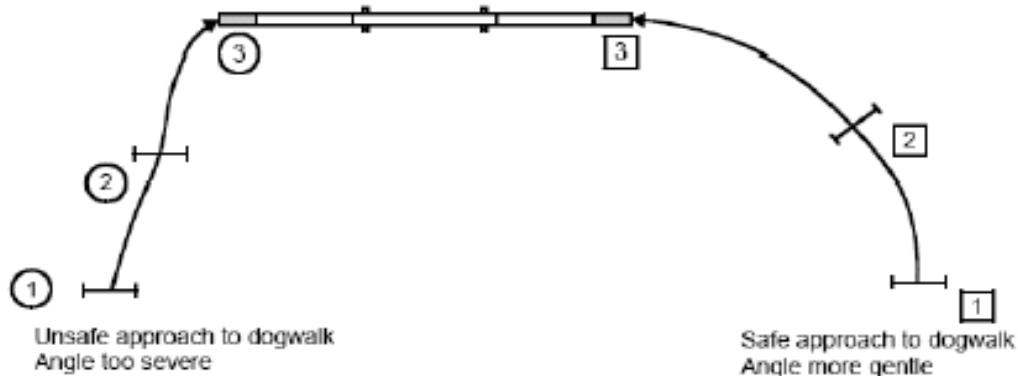
Course Design Guidelines

Judges should try to follow the course layouts as approved. However, safety and flow are very important. The judge should always balance following the exact layout with safety and flow. If a course needs to be modified to maintain safety and/or flow, then the judge should modify appropriately. Any modifications to the course layouts should be clearly identified on the course copies submitted to ASCA.

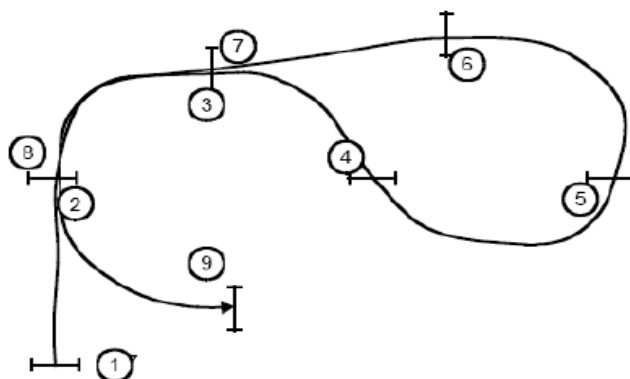
The judge should set courses appropriate for the level of the class. The course design should focus on safety and flow. The judge should design courses that meet the criteria in each level. In addition, the judge should keep the following criteria in mind for all courses.

1. The course should be composed of the appropriate number of obstacles for the level of the class.
2. The judge should only use ASCA approved obstacles and only use the obstacles that the club has specified are available for the trial.
3. The challenges of the course should be appropriate for the level of the class.
4. The approach to all obstacles should be safe (see examples of safe approaches).
5. There should be ample space for the start and finish lines.
6. There should be a handler path on all sides of the obstacles with no obstructions or safety hazards.
7. The judge's path should not interfere with the handler or dog's logical path.
8. The start and finish lines should be easily visible to the timer with minimal movement.
9. For safety reasons, the Start and Finish obstacles must be different obstacles with a minimum distance between them on the course of 30-40' (9.1 m-12.2 m) for Elite and Open and 40-50' (12.2 m-15.2 m) for Novice; with 50' (15.2 m) or more at all levels being preferred. This will allow ample room for one dog to set up to run while the other dog completes the course.
10. The distribution of the course obstacles should be spread evenly across the ring area.
11. Obstacles should not be placed within 6 feet (1.8 meters) of the ring barriers.
12. The course layout shall allow the judge to view the entire course with efficient movement. The contact obstacles shall be laid out so that the judge can view all the down contacts from beside the obstacle or at an angle laterally from the obstacle within 30 feet (9.1 meters).

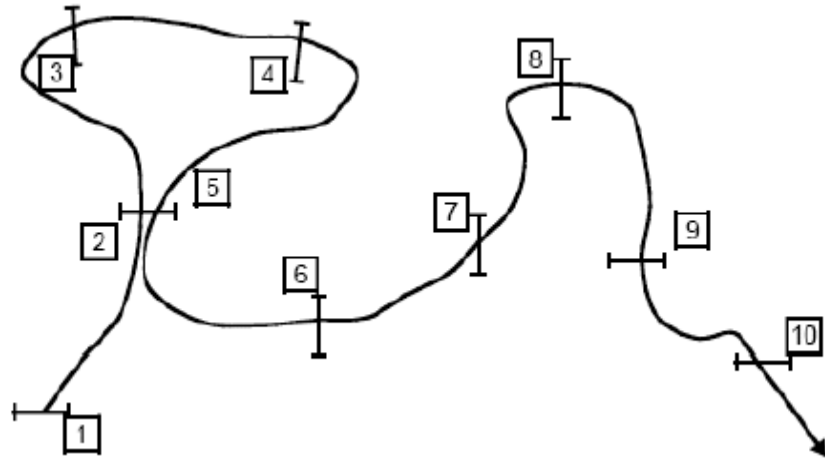
Below are examples of safe and unsafe approaches to contact obstacle:



To the right is an example of good course flow. Note the distance between the obstacles as well as the natural arc the dog's path will take. The natural arc is what makes an ASCA course fun, fast and flowing.



To the right is an example of poor course flow. This course will require lot of intervention by the handler and the next obstacle is not always obvious to the dog. The course does not have many sections that follow a natural arc. This course could be considered more 'technical' than the ASCA philosophy embraces.



Judges' Path

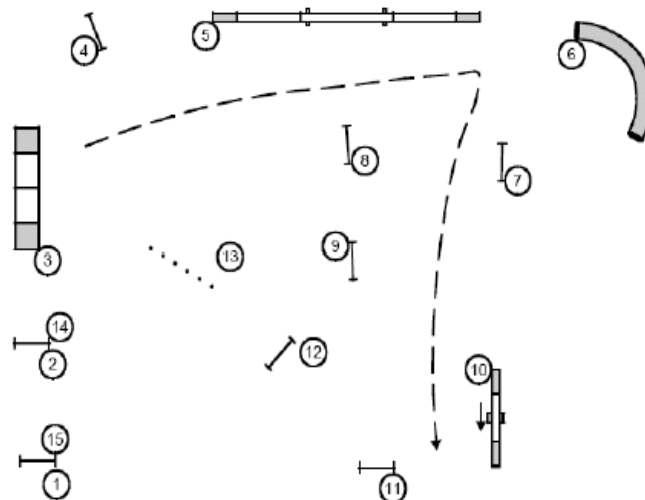
The course layout shall allow the judge to have a clear view of all obstacles on the course with efficient movement and minimal impact to the dog and handler. However, the judge will still need to move around the course to accurately evaluate the performance of all dogs.

In the Regular class, contacts shall be judged from within 30 feet (9.1 meters) of the contact zone being performed. Contact obstacles shall not be judged directly behind or in front of the obstacle due to the possibility of the judge's view being blocked by the obstacle itself and/or the dog's body. In the Gamblers class, the contacts shall be judged as the Regular class, except in the case where the judge's position may interfere with the dog's performance of the gamble obstacles and/or handler path. In the Gamblers class, the judge shall make his/her best effort to be within 30 feet (9.1 meters) of the contact obstacle being judged and shall judge the contact from beside the obstacle or at an angle laterally from the obstacle.

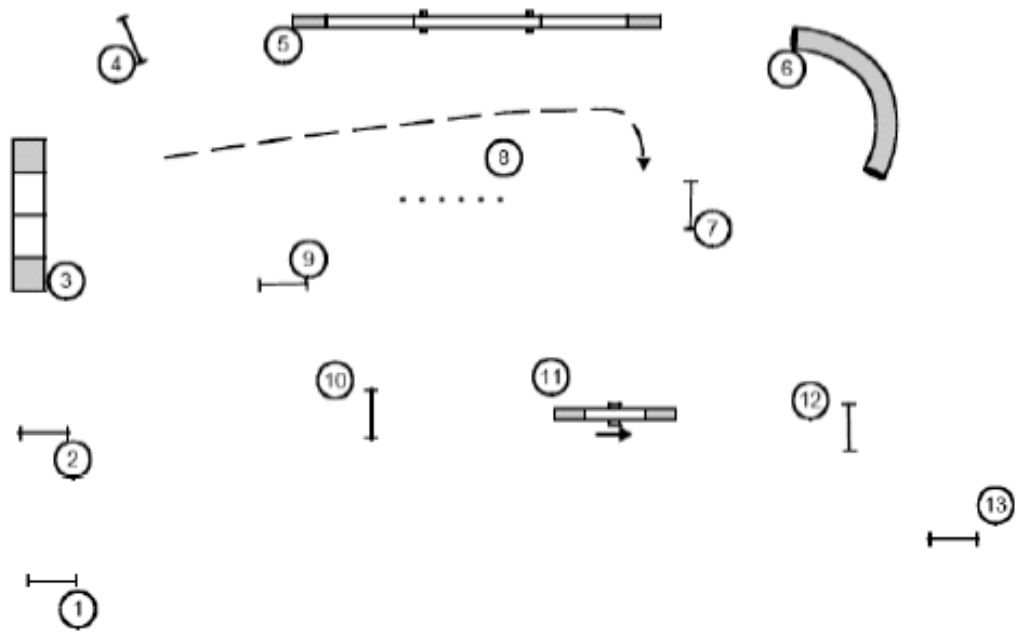
The judge's path shall consider tunnels under contact obstacles. The judge must position himself and move as needed to clearly see a contact/tunnel discrimination sequence. The judge must be able to clearly see the opening of a tunnel to evaluate if all four paws have been placed in the tunnel. The judge shall not rely on whether the dog emerges from the other end of the tunnel to make their determination if an off course has occurred. The entrance and exits of tunnels must be visible.

For example, in the diagram below, depicting a poor judge's path, the judge may not stand by the #7 jump to judge the entire course. The judge will be too far away from the A-frame and once the teeter rotates, the judge's view will be blocked by the teeter board.

If the judge chooses to follow the judge's path illustrated on the right, (dashed line) the judge will have to do a lot of walking to see all the contact zones properly. In addition, it will be difficult to see the teeter contact zone since the judge is approaching it from the rear of the teeter. With a fast dog, the judge will really have to hustle to get to the teeter. The start/finish obstacles are the same jump. This is not desirable because it does not allow the next dog to be on the line and ready when the previous dog finishes. This will make for a very long trial. On the other hand, this course does have good flow as well as safe approaches to the contact obstacles. This would be appropriate difficulty for a novice course.



Below is an example of better course design to achieve a more efficient judge's path. After judging the dog walk, the judge only needs to move a little bit to be in position to judge the teeter. The placement of the weave poles allows the judge some extra time to get into position. The flow is good in this course and the start/finish obstacles are now separate obstacles. This is ideal for safety and keeping the trial running.





Established 1957

AUSTRALIAN SHEPHERD CLUB OF AMERICA

6091 E State Hwy 21, Bryan, TX 77801

P: (979) 778-1082

F: (979) 778-1898

www.asca.org

Office Contact: manager@asca.org

Board Contact: asca.execsec@gmail.com

Code of Ethics for ASCA Judges

1. ASCA Judges are expected to conduct themselves in accordance with this Code of Ethics set forth by the Australian Shepherd Club of America Board of Directors. Failure to comply with this Code of Ethics subjects a judge to disciplinary action by the ASCA Board of Directors, including the possible revocation of ASCA Judging privileges.
2. ASCA Judges carry a tremendous amount of responsibility. They function as a guiding voice of the Australian Shepherd and should represent the highest ideals in terms of honesty, integrity, impartiality and knowledge of the sport and the breed.
3. The approval to judge ASCA events is a privilege and is not a right or reward. Suspensions in other registries relevant to the task of judging will be a consideration in the approval and maintenance of ASCA judging privileges.
4. All Judges and applicants must agree to abide by the ASCA Judges Code of Ethics.
5. ASCA has the sole right to refuse, suspend or revoke the ASCA judging license of any person in violation of ASCA rules, or for the failure to comply with the provisions set forth in this Code of Ethics. Failure to comply with the Code of Ethics, or any ASCA Program rules, subjects a judge to disciplinary action by the ASCA Board of Directors, including the possible revocation of ASCA Judging privileges. Judges will be notified if such action is being considered, the reason for its consideration, and given the opportunity to reply.

Responsibilities:

1. ASCA Judges should have thorough knowledge and understanding of the rules and regulations governing the program venue in which they are judging.
2. ASCA Judges should have the safety and welfare of the stock, dog and handler as the judge's foremost concern in reviewing the trial conditions and in judging a working trial.
3. It is the Judge's responsibility to keep up to date with current changes in the program rules for which they are judging and are also expected to continue their education process throughout their career.
4. Judges are to be professional in carrying out their duties and must not allow personal preferences to interfere with the stated guidelines upon which they judge the handler (exhibitors) or dogs.
5. It is essential that exhibitors have complete faith in the impartiality of their judges. A Judge's actions and decisions should leave no doubt that they were made based solely on the merits of the dogs presented to them on that day.

Conduct:

1. The Judge's conduct must always be impartial, dignified, and respectful. The Judge's actions and professional comportment must be above reproach. Judges should avoid conduct and casual remarks that might be misconstrued or misinterpreted such as expressing favoritism or specific criticism of dogs or exhibitors.
2. A Judge or their family members should never solicit or promote assignments on the judge's behalf.
3. When attending social functions organized by the event-giving club where exhibitors are present, a Judge is expected to exercise particular discretion in discussing individual exhibitors, dogs or breeders.
4. When officiating at a show, the Judge shall not:
 - a. Discuss the merits or faults of the dogs or handlers (exhibitors) with the stewards, attendants, or spectators during the assignment.
 - b. Hold, have control of, or groom any dog on the show grounds during his assignment that is not wholly owned or co-owned by the judge.
 - c. While officiating, a Judge should not ask individuals:
 - i. Who owns the dog;
 - ii. From whom the dog was purchased;
 - iii. What bloodlines the dog is out of.
5. A Judge may not judge any dog, which is owned or co-owned, by the Judge.

6. A Judge may not give advice or guidance on how to handle his/her dog to an exhibitor during an event or class the Judge is judging. This does not prevent the Judge from answering appropriate questions, giving course instructions, informing an exhibitor where to go or inform the exhibitor of proper procedures.
7. Any alterations or changes in scores or placements must be initiated by the Judge per the program rules of the venue in which they are judging.
8. Judges shall score a trial/class based solely on the dog and handler's (exhibitor's) performance as a team as described in the ASCA Program Rules and Regulations, and in no case shall judging be based (nor any consideration be given) on the identity or reputation of the handler, owner, the breeder, or the dog's lineage.
9. Judges shall remember that trials are staffed largely or entirely with unpaid volunteers, and shall treat stock handlers, tracklayers, ring stewards, timers, helpers, exhibitors and spectators with due courtesy and consideration.
10. Judges shall be professional in demeanor and arrive appropriately dressed for the judging assignment, with due consideration of anticipated weather, arena and ring conditions.

Special Rules for Conformation and Tracking Judges:

1. When officiating at a trial:
 - a. A Judge shall not judge any dog that is co-owned or bred by the Judge's immediate family.
 - b. A Judge, while judging a tracking event, shall not place himself/herself in positions on the track so as to indicate the correct direction of the track, nor place markers or articles so as to clearly indicate corners.
2. Prior to the completion of a conformation judging assignment, a Judge shall not act as a spectator at the same conformation event at which he is scheduled to judge.
3. A Judge shall not personally exhibit a dog in Conformation in the same state as his assignment four (4) days prior to his assignment as a conformation judge.
4. A Judge or their family members should never solicit or promote assignments on the judge's behalf.

Definitions:

- a. Solicitation is the repeated contact and/or the use of influence, persuasion or coercion in an effort to obtain a judging assignment.
- b. Promotion is a Judge's or their immediate family member's attempt to sell or popularize the Judge or their judging assignments through verbal or written advertising and/or publicity.



Established 1957

AUSTRALIAN SHEPHERD CLUB OF AMERICA

6091 E State Hwy 21, Bryan, TX 77801

P: (979) 778-1082

F: (979) 778-1898

www.asca.org

Office Contact: manager@asca.org

Board Contact: asca.execsec@gmail.com

Dog Aggression Rules

1 Disqualified Dogs

1.1 Disqualification

A Judge shall disqualify any dog that such Judge determines has attempted to attack any person in the ring/trial arena where the Judge is judging. In accordance with this rule, the Judge shall mark that dog as "Disqualified" stating the reason for the disqualification on the score sheet, Judge's book, or Judge's Report depending on the program, shall take steps to inform the owner or owner's agent as soon as reasonably possible and shall give the Show/Trial Secretary a brief report of the dog's actions using the "Explanation Form for Disqualified or Excused Dogs". The "Explanation Form for Disqualified or Excused Dogs" and entry form shall be submitted to the Business Office as part of the Show/Trial results for any dog which has been disqualified. The Business Office shall send a Notice of Disqualification to the owner of such dog.

1.2 Jurisdiction

The Affiliate or its Show/Trial Committee has exclusive jurisdiction over an attack on any person which occurs outside of the ring/trial arena as defined below. The Affiliate or Show/Trial Committee shall have jurisdiction if the Judge did not witness the occurrence in their own ring/trial arena. The decision to disqualify a dog shall be based on the incident investigation which shall cover all circumstances surrounding the incident. The Board of Directors will either validate or reverse the Affiliate's decision, basing its action on the details of the investigation and a recommendation from Counsel. The Affiliate or its Show/Trial Committee shall take reasonable steps to inform the owner and the owner's agent of the disqualification as soon as reasonably possible.

1.3 Investigation

The Affiliate or its Show/Trial Committee must perform an investigation of any incident in which a dog has bitten a person, whether it occurred in the ring/trial arena or on the show/trial grounds. The Affiliate must fill out the Affiliate Incident Report Worksheet.

1.4 Disqualifying an Excused Dog

A Judge or Affiliate, or its Show/Trial Committee, which has excused a dog pursuant to Section 2 (Excused Dogs) below, may further disqualify the dog if, in such Judge's, Affiliate's or Show/Trial Committee's opinion, the attack on another dog was so severe that disqualification is warranted.

1.5 Incident Report

The Affiliate or its Show/Trial Committee shall submit a report of any such incident to the Business Office including, but not limited to, the following:

- a. The entry form for any dog which has been disqualified.
- b. The "Explanation Form for Disqualified or Excused Dogs."
- c. Written statements from:
 1. The person bitten;
 2. The owner and/or the owner's agent of the offending dog;
 3. Any and all witnesses, including Judge/s.
- d. Supporting photos of the offending dog and the wound.
- e. Statements describing wound/s, if any, from victim and/or attending medical professionals.
- f. A summary of the investigation and the findings by the Show/Trial Committee with their recommendations.

1.6 Materials to ASCA Board of Directors

The Business Office shall submit the materials submitted by the Affiliate or its Show/Trial Committee concerning any such incident to the Executive Secretary, who shall forward these materials to the Board of Directors and ASCA's Counsel. The Business Office will provide the report and all supporting documentation to the owner of the offending dog at the owner's request.

1.7 Review by Counsel

ASCA's Counsel shall review the materials and make recommendations to the Board of Directors.

1.8 Ineligibility

Any dog which has been disqualified by a Judge or Show/Trial Committee under this Rule shall immediately be ineligible to participate in any ASCA event in any discipline unless and until such dog is reinstated by the Board of Directors.

1.9 Appeal

The owner of any dog disqualified under this Rule may appeal such disqualification to the Board of Directors in accordance with the program specific reinstatement process in effect or a process outlined by the Board of Directors. While the appeal is pending, the dog remains disqualified.

1.10 ASCA Board of Directors

The Board of Directors has authority to disqualify any dog whose conduct the Board finds is subject to this Rule or whose actions demonstrate aggressive behavior which the Board finds is likely to cause injury or damage to persons or animals, regardless of whether or not the dog was disqualified or excused from the ring/trial arena by the Judge or Show/Trial Committee.

2 Excused Dogs

2.1 Excusal

A dog which exhibits aggressive behavior towards people or aggressively threatens or attacks another dog shall be excused from the ring/trial arena by the Judge or from the Show Grounds by the Affiliate or its Show/Trial Committee. The Judge shall mark the dog "Excused" on the score sheet, in the Judge's Book or the Judge's Report depending on the program, shall take steps to inform the owner or owner's agent of the dog as soon as reasonably possible and shall give the Show/Trial Secretary a brief report of the dog's actions on the "Explanation Form for Disqualified or Excused Dogs", which shall be submitted to the Business Office with the Show/Trial Results.

2.2 Jurisdiction

The Affiliate or its Show/Trial Committee has exclusive jurisdiction over any dog that threatens or attacks another dog outside of the ring/trial arena as described below. The Affiliate or Show/Trial Committee has jurisdiction if the Judge did not witness the occurrence in their own ring/trial arena. The Affiliate or Show/Trial Committee shall make a decision to simply warn or excuse the dog from further competition at such show or trial. The decision to excuse a dog should be based on the incident investigation which shall cover all circumstances surrounding the Incident. If the Affiliate or its Show/Trial Committee decides to excuse a dog, the Board of Directors will either validate or invalidate the Affiliate's decision, basing its action on the details of the investigation and a recommendation from Counsel.

2.3 Incident Report

The Affiliate or its Show/Trial Committee shall submit a report of any such incident to the Business Office including but not limited to the following:

- a. The entry form for any dog which has been excused.
- b. "Explanation Form for Disqualified or Excused Dogs."
- c. Written statements from:
 1. The person threatened or person owning the dog that was aggressively threatened or attacked.
 2. The owner and/or the owner's agent of the offending dog.
 3. Any and all witnesses, including Judges.
- d. Supporting photos.
- e. A summary of the investigation and the findings by the Show/Trial Committee with their recommendations.

2.4 Report and Documentation to Owner

The Business Office will provide the report and all supporting documentation to the owner of the offending dog at the owner's request.

2.5 ASCA Board of Directors

If a dog has been excused for its behavior under this Rule on two separate occasions, the Business Office shall notify the Board of Directors. The Board of Directors shall take whatever action it deems necessary which may include disqualification.

3 Definitions under the Dog Aggression Rules

3.1 Ring/Trial Arena

The "ring/trial arena" is the bounded area in which judging of an ASCA event occurs and over which the Judge has authority pursuant to the Dog Aggression Rules. The boundary is defined by physical barriers plus a buffer zone extending ten (10) feet from such physical barriers.

3.2 Show Grounds

The "show grounds" are the boundaries of the grounds on which ASCA events are being held. They include, but are not limited to, all areas outside the ring/trial arena (including the buffer zone) set aside for grooming, holding of dogs, and parking of vehicles of the exhibitors.

3.3 Disqualified Dog

A "disqualified dog" is a dog no longer eligible to participate in any ASCA program event from the time of disqualification.

3.4 Excused Dog

An "excused dog" is a dog which has been asked to leave the ring/trial arena for aggressive behavior or instability of temperament. Such a dog is not eligible to compete further in the program from which excused at the event but may participate in other programs at that event. An "excused dog" also refers to a dog that has been excused from an event for aggressive behavior or instability of temperament outside the ring/trial arena by the Affiliate or its Show/Trial Committee.

4 Reinstatement of Dogs Disqualified under the Dog Aggression Rules

4.1 Right to Reinstatement

A dog disqualified under the Dog Aggression Rules has no right to be reinstated for competition.

4.2 Reinstatement

ASCA will consider reinstatement of a dog disqualified under the Dog Aggression Rules in accordance with the program specific reinstatement process in effect or a process outlined by the Board of Directors after the dog satisfactorily completes the reinstatement process.

4.3 Documentation for Reinstatement

To be considered for possible reinstatement, documentation showing the dog has attended obedience training, handling classes and/or behavioral therapy with letters from trainers and/or behavioral specialists stating the dog has completed training and/or behavioral therapy and is not a threat must be submitted along when applying for reinstatement.

4.4 Other Considerations for Reinstatement

Successful completion of a reinstatement program is not a guarantee that the Board will reinstate the dog. ASCA's Board of Directors, in its sole discretion, may consider other conditions before reinstatement. Such conditions may include, but are not limited to, requiring the dog's owner to carry a personal liability policy for the dog in an amount determined by the Board. The Board may also require that such policy include ASCA as an additional named insured at such owner's sole cost and expense.

4.5 Eligibility

There are various conditions that lead to disqualifying a dog for biting/menacing. Not all dogs may be eligible for reinstatement as some conduct is so egregious that reinstatement will never occur. No dog is entitled to reinstatement and following the reinstatement procedures is no guarantee the Board will reinstate. While there is no waiting period before an owner may apply to the BOD for reinstatement of a dog, if a dog is denied reinstatement, the owner must wait one year before reapplying.



Established 1957

AUSTRALIAN SHEPHERD CLUB OF AMERICA

6091 E State Hwy 21, Bryan, TX 77801

P: (979) 778-1082

F: (979) 778-1898

www.asca.org

Office Contact: manager@asca.org

Board Contact: asca.execsec@gmail.com

Dog Aggression Incident Report Affiliate Worksheet

The Affiliate or its Show/Trial Committee must perform an investigation of any incident in which a dog has injured a person or another dog, whether it occurred in the ring/trial arena or on the show/trial grounds.

Name of Affiliate:			
Date of Event:		Location of Event:	
Where on the show grounds did the incident occur?			

Information on Offending Dog

Excused or Disqualified

Registered Name:			
Call Name:		Registration #:	<input type="checkbox"/> Male or <input type="checkbox"/> Female
Registered Owner:			
Email:		Phone:	

Information on Dog that was Attacked or Injured

(please make appropriate selection)

Registered Name:			
Call Name:		Registration #:	<input type="checkbox"/> Male or <input type="checkbox"/> Female
Registered Owner:			
Email:		Phone:	
Was veterinary attention received? <input type="checkbox"/> Yes or <input type="checkbox"/> No			
If YES, written statement from attending veterinarian must be provided to the ASCA Business Office as soon as possible, preferably included with the incident report.			

OR

Information on Person that was Attacked or Injured

(please make appropriate selection)

Name:			
Email:		Phone:	
Was medical attention received? <input type="checkbox"/> Yes or <input type="checkbox"/> No			
If YES, written statement from attending medical professional must be provided to the ASCA Business Office as soon as possible, preferably included with the incident report.			

Incident Investigation

Members of Investigation Committee:

Name:		Email:	
Name:		Email:	
Name:		Email:	
Name:		Email:	

Witness Statements

(If more space is needed, please include additional pages with this report.)

Written Statement from Owner of Offending Dog:

<input type="checkbox"/> Member or <input type="checkbox"/> Non-Member	Signature:	X

Written Statement from Owner of Dog that was Attacked or Injured: (please make appropriate selection)

<input type="checkbox"/> Member or <input type="checkbox"/> Non-Member	Signature:	X

OR

Written Statement from Person that was Attacked or Injured: (please make appropriate selection)

<input type="checkbox"/> Member or <input type="checkbox"/> Non-Member	Signature:	X

Written Statement from Witness #1:

Name:			
Email:		Phone:	
<input type="checkbox"/> Member or <input type="checkbox"/> Non-Member	Signature:	X	

Written Statement from Witness #2:

Name:			
Email:		Phone:	
<input type="checkbox"/> Member or <input type="checkbox"/> Non-Member	Signature:	X	

Written Statement from Witness #3:

Name:			
Email:		Phone:	
<input type="checkbox"/> Member or <input type="checkbox"/> Non-Member	Signature:	X	

Summary of the Investigation:

--

Recommendation from the Investigation Committee:

--

Date the Owner of the Offending Dog was notified of the Affiliate's decision:	
---	--

Checklist of items that MUST to be sent to the ASCA Business Office:

- The entry form for any dog which has been disqualified
- The "Explanation Form for Disqualified or Excused Dogs"
- This filled-out investigation report worksheet and any additional pages
- Supporting photos of the offending dog (for identification purposes)
- Supporting photos of the wound

The Board of Directors will either validate or reverse the Affiliate's decision, basing its action on the details of the investigation and a recommendation from Counsel.



Established 1957

AUSTRALIAN SHEPHERD CLUB OF AMERICA

6091 E State Hwy 21, Bryan, TX 77801

P: (979) 778-1082

F: (979) 778-1898

www.asca.org

Office Contact: manager@asca.org

Board Contact: asca.execsec@gmail.com

Conflict Resolution Protocol

EFFECTIVE NOVEMBER 2016 | REVISED JULY 2017

This ASCA Conflict Resolution Protocol replaces the ASCA Dispute Rules, which are no longer in effect.

The purpose of ASCA's rules is to protect and advance the interests of the Australian Shepherd as a purebred dog and to encourage sportsmanlike conduct at dog shows, working, agility, rally, tracking and obedience trials and at any other event where Australian Shepherds participate. The purpose of our rules is to ensure fair participation in our program events, civil conduct among our members and integrity in our registry. Sometimes conflicts and disputes will arise, and, in those cases, the following protocol has been established to resolve such conflicts and disputes.

Membership in ASCA is a privilege, not a right. Members may be disciplined, or membership may be suspended by the Board of Directors for cause detrimental to the interest of ASCA or to its programs, policies, objectives or the harmonious relationship of its members, as determined by the Board of Directors.

Questions not answered by this document should be referred to the ASCA Executive Secretary.

The ASCA Conflict Resolution Form is included with each sanctioning packet sent to Affiliate Clubs. Copies of the ASCA Conflict Resolution Protocol and ASCA Conflict Resolution Form must be available at all ASCA-sanctioned events.

FIRST DECIDE WHO SHOULD RECEIVE YOUR REQUEST FOR CONFLICT RESOLUTION:

Affiliate Club

It is the duty of the Affiliate to deal initially with conflicts which occur during or in connection with its events.

The Affiliate Club should receive these requests for conflict resolution:

1. Conflicts, complaints or disputes arising from violation(s) of rules at ASCA-sanctioned events sponsored by an affiliate, including violations of ASCA Bylaws, ASCA program rule books, ASCA Policy, or ASCA codes of conduct.
2. Conflicts, complaints or disputes arising from affiliate bylaws or rules.
3. Conflicts arising from the improper actions by a judge which are correctable at the time of the event (not the decision of the judge).

Board of Directors

The ASCA Board of Directors, via the ASCA Executive Secretary, should receive these requests for conflict resolution:

1. Conflicts with a Judge that cannot be mediated at the show/trial.
2. Conflicts or disputes originating with the ASCA Board regarding the ASCA Bylaws.
3. Appeals of decisions by an affiliate.

PROCESS FOR REQUESTING CONFLICT RESOLUTION AT THE AFFILIATE LEVEL:

1. The request for conflict resolution is filed on an official ASCA Conflict Resolution Form. The form must be delivered to the Affiliate President or the Affiliate Member in charge of the event. Ordinarily, requests for conflict resolution must be filed on the day the conflict occurs. If the form is not delivered to the Affiliate President immediately, it must be delivered within 48 hours of discovery of the conflict or 48 hours of the event which incited the conflict. In an extreme emergency, a request may be filed orally. Oral requests must be followed up in writing on the official Conflict Resolution Form. Conflicts filed orally are to be dealt with immediately. In the case of an oral request, the Affiliate President or the Affiliate Member in charge of the event will determine whether immediate action must be taken or whether the request for resolution can be heard later. The decision to entertain or reject requests for resolution made after an event rests with the Affiliate, but in no case should a request be entertained which is not received by the Affiliate within five (5) days of its event.

2. A hearing body with a minimum of three members is chosen. The Affiliate President will determine the hearing body. If the Affiliate President is not present when an oral request is made, the Affiliate Member in charge of the event will determine the hearing body. This is normally either the Affiliate Board of Directors or the event committee; however, other ASCA members (program judge, experienced competitor, etc.) who are on site but who were not involved in the situation may also be appointed to the hearing body, even if they are not a member of the hosting affiliate. No party to the conflict or his/her immediate family may be a member of the hearing body. The person who determines the hearing body will chair the hearing body.
3. The complaint is delivered to the hearing body.
4. In cases involving an accused party, the chair of the hearing body advises the accused parties of their rights: to know of the testimony against them, to rebut such testimony, to question all witnesses through the investigator, to present witnesses on their own behalf and to testify on their own behalf.
5. The hearing body conducts the hearing as soon as possible. Any necessary inquiry will be pursued by the hearing officials.
6. When deciding a case of a conflict involving multiple parties, ALL parties shall be notified of the request for conflict resolution and are to be given copies of the form, ALL parties will be allowed to state their case, and ALL parties should be questioned by the hearing body. The hearing body shall make a good faith effort to obtain factual information concerning the conflict, including obtaining information from persons that witnessed the incident other than the person(s) filing the request for resolution or the person(s) involved in the conflict. This provision does not assume or admit that the hearing body is bound by any state or U.S. Constitutional requirement of due process.
7. After all parties have been heard and the investigation is complete, the hearing body will deliberate and reach a decision.
8. The hearing body will announce their decision as soon as possible. Normally this would occur immediately following the hearing. Investigations should be complete within 21 days of the receipt of the request for conflict resolution.
9. If after review and investigation of the conflict or dispute, the hearing body is of the opinion that a rule violation has occurred, the hearing body may take such disciplinary action consistent with the provisions of these rules as it deems appropriate. The hearing body shall refer to the Affiliate Level Disciplinary Guidelines in determining what disciplinary actions to take, if any.
10. All parties involved in the conflict will receive the decision in writing. A copy of this decision, a copy of the request for resolution and a summary of the investigation will be sent to the ASCA Executive Secretary.
11. The decision of the hearing body shall be final and binding unless a written notice of the member's intention to appeal the decision is received by ASCA's Executive Secretary within 7 days of the date of the letter notifying said member of the disciplinary action taken against him/her.

PROCESS FOR REQUESTING CONFLICT RESOLUTION AT THE ASCA BOARD LEVEL:

1. The request for conflict resolution is filed on an official ASCA Conflict Resolution Form and sent to the ASCA Executive Secretary (asca.execsec@gmail.com). The form must be delivered or postmarked to the ASCA Executive Secretary by email or postmarked within 5 days of the discovery of the conflict or within 5 days of the event which incited the conflict. In the case of an appeal of an affiliate decision, the form must be delivered to the ASCA Executive Secretary by email or postmarked within 7 days of the receipt of the Affiliate's decision.
Email address: asca.execsec@gmail.com
Postal address: ASCA Executive Secretary, c/o ASCA Business Office, 6091 E. State Hwy. 21, Bryan, Texas 77808-9652
2. Upon receipt of the request for conflict resolution, the Executive Secretary will forward the request to all members of the ASCA Board of Directors and will assign a Director to head the investigation of the conflict. All parties named in the request for conflict resolution will be notified by the Executive Secretary and be given a copy of the official Conflict Resolution Request Form.
3. In the case of conflicts involving an accused party, the accused party may file a written answer within 14 days of his/her receipt of the Conflict Resolution Request Form. The Director assigned to investigate the conflict will attempt to contact all involved parties so that they may present their sides of the conflict orally. This provision does not assume or admit that ASCA is bound by any state or U.S. Constitutional requirement of due process.
4. The Director will conclude the investigation and will present his/her findings and recommendation in writing to the Board within 21 days of being assigned the request by the Executive Secretary. A summary of each witness's testimony, including the questions asked, should be part of the written recommendation. The Board of Directors will discuss and vote on the findings and recommendation at the next regularly scheduled Board of Directors meeting following the 21 days.
5. Temporary Measures in Emergency Cases: When necessary, the Board may impose immediate temporary measures to remain in effect pending its decision.
6. The Board, through the Executive Secretary, will deliver dated notice of the decision to both parties within 7 days of the Board vote on the motion. There is no appeal from a Board decision.

TIMELINES FOR CONFLICT RESOLUTION:

An Affiliate and the Board of Directors may summarily rule against any party who fails to comply with these timelines.

WHAT	WHEN
Filing of Request for Conflict Resolution	A request may be filed immediately for situations requiring emergency action at the Affiliate level. All other requests must be filed within 48 hours of the incident requiring resolution, to the Affiliate (up to 5 days with extenuating circumstances) and within 5 days to the Board, whichever should receive the request.
Notification of Named Parties	Immediately in the case of emergency requests for conflict resolution; before the investigation of the conflict begins.
Investigation by Affiliate-Level Hearing Body	Completed immediately for emergency situations; Complete within 21 days of receipt of Conflict Resolution Form for all others.
Decision by Affiliate-Level Hearing Body	Completed as soon as possible and provided in writing to all parties involved in the conflict.
Appeal to ASCA Board of Directors	Within 7 days of the date of the letter notifying said member of the disciplinary action taken against him/her.
Investigation by Board of Directors	Completed within 21 days of being assigned.
Response from Accused Party	Within 14 days of their receipt of the Conflict Resolution Form.
Decision by Board of Directors	At first Board meeting following the 21-day investigation.

AFFILIATE LEVEL DISCIPLINARY GUIDELINES:

Statute of Limitations: Three (3) years after disciplinary action, is taken against a member such action shall be considered fully satisfied and absolved and a further infraction of the rules after that three-year period shall be treated as a first offense.

First Offense:

- a. Letter of instruction, reminding member of ASCA's rules, OR letter of reprimand;
- b. Fine not to exceed \$100*;
- c. Both of the above.

Subsequent Offenses:

- a. Letter of Reprimand;
- b. Fine of up to, but not to exceed \$1,000*;
- c. Referral to Board of Directors for further action;
- d. Combination of a, b, and c above.

*Failure to pay a fine will result in a member not being in good standing with ASCA, which will result in loss of member privileges; see section 14 of the ASCA Policy Book.

BOARD LEVEL DISCIPLINARY GUIDELINES:

Statute of Limitations: Three (3) years after disciplinary action, is taken against a member such action shall be considered fully satisfied and absolved and a further infraction of the rules after that three-year period shall be treated as a first offense. The Board of Directors will use the Consequences Guidelines below as a guide when resolving conflicts.

ENFORCEMENT OF BOARD SANCTIONS:

All ASCA Affiliates shall honor sanctions imposed by the Board and shall refrain from taking actions which tend to minimize or lessen such sanctions. For example, if a member is suspended from participating in competitions, Affiliates shall prohibit such participation.

NOTICE OF SANCTIONS:

Final decisions imposing sanctions against any ASCA member shall be published in the official newsletter.

ACTIONS DETRIMENTAL TO THE INTEREST OF ASCA:

The protocols outlined in this document are intended to help parties resolve conflicts associated with their participation and membership in ASCA. It is the duty of the ASCA Board of Directors to be active protectionists regarding ASCA. Membership in ASCA is a privilege, not a right. A member may be disciplined, or membership may be suspended by the Board of Directors for intentional actions taken by such member which are detrimental to the interests of ASCA or its programs, policies, or objectives, as determined by the Board of Directors.

MATTERS NOT SUBJECT TO THE CONFLICT RESOLUTION PROTOCOL:

1. **Breeder-Buyer or Co-Owner Disputes:** ASCA does not resolve Breeder-Buyer disputes or disputes between co-owners of dogs. ASCA will only take action to enforce the judgments or decisions of a court of competent jurisdiction, unless otherwise provided for in the ASCA Registry Rules.
2. **Breeder's Code of Ethics:** The Breeder's Code of Ethics is a statement of conduct and principles that ASCA requires all breeders of Australian Shepherds to adhere to in order to maintain the integrity of the Australian Shepherd and ASCA's registry. Any complaint relating to a violation of ASCA's Breeder's Code of Ethics shall not be subject to this protocol.
3. **Registry Issues:** Conflicts or disputes concerning ASCA's Registry are not subject to this Conflict Resolution Protocol. Conflicts or disputes concerning the Registry shall be presented to the ASCA Executive Secretary who shall then present them to the ASCA Board of Directors. The Board of Directors shall make a final determination of any such Registry issue presented to it. The ASCA Board of Directors may impose such discipline as it deems appropriate against any person found to have violated ASCA's Registry Rules, up to and including suspension of membership for up to 25 years and imposition of fines of up to \$10,000. Imposition of a suspension of membership privileges for a period longer than 1 year or a fine of more than \$1,000 shall require the affirmative vote of at least seven (7) Directors. The Board of Directors retains the authority to handle a registry issue at any time without the filing of a formal request for Conflict Resolution.
4. **Gross Misconduct:** Gross misconduct by a member, including, but not limited to, theft of ASCA property, theft of property of an ASCA Affiliate Club, physical abuse of a member, or intentional criminal conduct at an ASCA event, will not be tolerated. What constitutes "gross misconduct" shall be determined by the ASCA Board of Directors. If the ASCA Board of Directors determines that a member has engaged in gross misconduct, the Board may impose a suspension of membership upon such person of up to 25 years and a fine of up to \$10,000. Imposition of a suspension of membership privileges for a period longer than 1 year or a fine of more than \$1,000 shall require the affirmative vote of at least seven (7) Directors.

CONSEQUENCE GUIDELINES:

OFFENSE	CONSEQUENCE
<p>Violation of ASCA Program Rules / Regulations or Club Regulations</p> <p>(Affiliate Club Regulation offenses are to be dealt with by the Affiliate first. If the Affiliate recommends the ASCA Board investigate and impose sanction, the following will apply.)</p>	<p><u>1st offense</u>, letter of education and/or letter of reprimand, depending on offense, intent and whether education seems more appropriate for the situation; in the case of reprimand, a \$100 fine may also be assessed; first offenses deemed severe enough may receive second offense consequences.</p> <p><u>2nd offense</u>, same or similar offense - 6 months suspension and/or \$200 fine.</p> <p><u>3rd offense</u>, same or similar offense - 1-year suspension and/or a fine up to \$1000.</p> <p><u>4th offense</u>, same or similar offense - 5 years to life suspension and a fine up to \$1000.</p>
<p>Misconduct against a Judge</p> <p>(Including but not limited to attempting to influence a judge, verbal abuse, public criticism of a judge's decision; depending on severity of misconduct and in cases of physical abuse, the consequence will start at the 2nd offense level.)</p>	<p><u>1st offense</u>, letter of education and/or letter of reprimand, depending on offense, intent and whether education seems more appropriate for the situation; in the case of reprimand, a \$100 fine may also be assessed; first offenses deemed severe enough may receive second offense consequences.</p> <p><u>2nd offense</u>, same or similar offense - 6 months suspension and/or \$200 fine.</p> <p><u>3rd offense</u>, same or similar offense - 1-year suspension and/or a fine up to \$1000.</p> <p><u>4th offense</u>, same or similar offense - 5 years to life suspension and a fine up to \$1000.</p>
<p>Unsportsmanlike / unprofessional conduct during an event</p> <p>(Please refer to the Personal Code of Conduct for additional guidance.)</p>	<p><u>1st offense</u>, letter of education and/or letter of reprimand, depending on offense, intent and whether education seems more appropriate for the situation; in the case of reprimand, a \$100 fine may also be assessed; first offenses deemed severe enough may receive second offense consequences.</p> <p><u>2nd offense</u>, same or similar offense - 6 months suspension and/or \$200 fine.</p> <p><u>3rd offense</u>, same or similar offense - 1-year suspension and/or a fine up to \$1000.</p> <p><u>4th offense</u>, same or similar offense - 5 years to life suspension and a fine up to \$1000.</p>
<p>Disorderly conduct at an event</p> <p>(Including but not limited to abusive or foul language/ verbal altercations, destruction of property; in cases of physical altercation, the consequence will start at the 2nd offense level.)</p>	<p><u>1st offense</u>, letter of education and/or letter of reprimand, depending on offense, intent and whether education seems more appropriate for the situation; in the case of reprimand, a \$100 fine may also be assessed; first offenses deemed severe enough may receive second offense consequences.</p> <p><u>2nd offense</u>, same or similar offense - 6 months suspension and/or \$200 fine.</p> <p><u>3rd offense</u>, same or similar offense - 1-year suspension and/or a fine up to \$1000.</p> <p><u>4th offense</u>, same or similar offense - 5 years to life suspension and a fine up to \$1000.</p>
<p>Actions detrimental to the interest of ASCA</p>	<p>Membership suspended no less than 25 years and all associated privileges revoked.</p>



Established 1957

AUSTRALIAN SHEPHERD CLUB OF AMERICA

6091 E State Hwy 21, Bryan, TX 77801

P: (979) 778-1082

F: (979) 778-1898

www.asca.org

Office Contact: manager@asca.org

Board Contact: asca.execsec@gmail.com

Request for Conflict Resolution Form

If you find the need to file a request for conflict resolution or find that you are involved in a conflict/dispute, please refer to the Conflict Resolution Protocol, at the back of all ASCA program rule books. Please try to resolve problems yourself, without a formal request for resolution, whenever possible. If you are unable to resolve a problem, use this form to file a formal request for conflict resolution with an Affiliate or the ASCA® Board of Directors under ASCA®'s Conflict Resolution Protocol, which must be read and followed in this formal procedure. **If you fail to complete all fields, your request will not be processed.**

Your Name.	Names of parties about whom you are complaining. You must serve a copy of this form to everyone you name here.	
Today's Date.	Date of event giving rise to this request for resolution.	Date you first learned of the event.
State the grounds for your conflict. Include reference to ASCA® rules, regulations and bylaws which have been violated. Confine your statement to this space if possible. Lengthy statements are discouraged.		
Sign here. By doing so you certify that you have attempted to resolve this conflict informally and that you have served parties with this form as required.	X	