

SPECIFICATION

Range	'1'	'2'	'KX-2'	'3'	'KX-3'	'4'	'KX-4'	'KX-5'	'GT-Line'	'GT-Line Edition'	'GT-Line S'
EXTERIOR FEATURES & LIGHTING											
16" Alloy Wheels (215/70R16)	✓	-	-	-	-	-	-	-	-	-	-
17" Alloy Wheels (225/60R17)	-	✓	✓	-	-	-	-	-	-	-	-
19" Alloy Wheels (245/45R19)	-	-	-	✓	✓	✓	✓	✓	-	-	-
19" Alloy Wheels (245/45R19) B-Type	-	-	-	-	-	-	-	-	✓	✓	✓
Chrome Front Grille Surround	✓	✓	✓	✓	✓	✓	✓	✓	-	-	-
Black 'Diamond' Mesh Radiator Grille	✓	-	-	-	-	-	-	-	-	-	-
High Gloss Black 'Diamond' Mesh Radiator Grille	-	✓	✓	✓	✓	✓	✓	✓	-	-	-
Body Coloured Door Mirrors	S	S	S	S	S	S	S	S	S	S	S
Body Coloured Exterior Door Handles	✓	-	-	-	-	-	-	-	-	-	-
Body Coloured Exterior Door Handles with Chrome Insert	-	✓	✓	✓	✓	✓	✓	✓	-	-	-
Black Side Sill & Wheel Arch Body Mouldings	✓	✓	✓	✓	✓	✓	✓	✓	-	-	-
Chrome Beltline Mouldings	✓	✓	✓	✓	✓	✓	✓	✓	-	-	-
Chrome Tailgate Insert	-	-	-	-	-	✓	✓	✓	-	-	-
Roof Rails	-	✓	✓	✓	✓	✓	✓	✓	✓	✓	✓
Rear Spoiler	S	S	S	S	S	S	S	S	S	S	S
EcoDynamics Badge	1.7 CRDi Only	✓	-	✓	-	✓	-	-	-	-	-
Tinted Glass	S	S	S	S	S	S	S	S	S	S	S
Privacy Glass (Rear Windows & Tailgate)	-	-	✓	✓	✓	✓	✓	✓	✓	✓	✓
Panoramic Sunroof (Electric One-Touch with Safety Function)	-	-	-	✓	✓	✓	✓	✓	-	-	-
Manual Headlight Levelling Device	✓	✓	✓	✓	✓	-	-	-	✓	✓	-
Automatic Headlight Control	-	-	✓	✓	✓	✓	✓	✓	✓	✓	✓
Welcome & Follow-me-home Light Functionality	-	✓	✓	✓	✓	✓	✓	✓	✓	✓	✓
Bi-Xenon Headlights with Auto Levelling & Adaptive Lighting System	-	-	-	-	-	✓	✓	✓	-	-	✓
Headlight Washers	-	-	-	✓	-	✓	✓	✓	-	-	✓
Front Fog Lights	✓	✓	✓	✓	✓	✓	✓	✓	-	-	-
LED Daytime Running Lights	S	S	S	S	S	S	S	S	S	S	S
LED Rear Tail Lights	-	-	-	-	-	✓	✓	✓	✓	✓	✓
Rain Sensing Front Wipers	-	✓	✓	✓	✓	✓	✓	✓	✓	✓	✓
Front Wiper De-icer	-	-	-	✓	✓	✓	✓	✓	-	-	✓
Electrically Adjustable Door Mirrors	✓	-	-	-	-	-	-	-	-	-	-
Electrically Folding, Adjustable & Heated Door Mirrors with LED Indicators	-	✓	✓	✓	✓	✓	✓	✓	✓	✓	✓
Driver's Wide View Door Mirror	-	✓	✓	✓	✓	✓	✓	✓	✓	✓	✓
Standard paint	S	S	S	S	S	S	S	S	S	S	S
Optional Paint	OPT	OPT	OPT	OPT	OPT	OPT	OPT	OPT	OPT	OPT	OPT
Premium Paint	OPT	OPT	OPT	OPT	OPT	OPT	OPT	OPT	OPT	OPT	OPT
'GT-Line' Exterior Styling Pack											
Satin Chrome Front Grille Surround	-	-	-	-	-	-	-	-	✓	✓	✓
High Gloss Black 'Blade' Mesh Radiator Grille	-	-	-	-	-	-	-	-	✓	✓	✓
Satin Chrome Beltline Mouldings	-	-	-	-	-	-	-	-	✓	✓	✓
Satin Chrome Tailgate Insert	-	-	-	-	-	-	-	-	✓	✓	✓
Body Coloured Exterior Door Handles with Satin Chrome Insert	-	-	-	-	-	-	-	-	✓	✓	✓
Black Side Sill & Wheel Arch Body Mouldings with Satin Chrome Insert	-	-	-	-	-	-	-	-	✓	✓	✓
LED 'Ice-Cube' Front Fog Lights	-	-	-	-	-	-	-	-	✓	✓	✓
GT-Line Badge (Rear)	-	-	-	-	-	-	-	-	✓	✓	✓
Dual Exhaust (single exhaust on 1.7 CRDi)	-	-	-	-	-	-	-	-	✓	-	✓
Silver Painted Front & Rear Skid Plates	-	-	-	-	-	-	-	-	✓	✓	✓

-- = unavailable on grade ✓ = standard on grade S = standard across range OPT = Option



The Power to Surprise

SPORTAGE SPECIFICATION

Range	'1'	'2'	'KX-2'	'3'	'KX-3'	'4'	'KX-4'	'KX-5'	'GT-Line'	'GT-Line Edition'	'GT-Line S'
-------	-----	-----	--------	-----	--------	-----	--------	--------	-----------	-------------------	-------------

INTERIOR DESIGN & COMFORT

Black Cloth Upholstery	✓	-	-	-	-	-	-	-	-	-	-
Black Premium Cloth Upholstery	-	✓	✓	-	-	-	-	-	-	-	-
Black Leather Upholstery*	-	-	-	✓	✓	✓	✓	-	-	-	-
Stone Grey Two-Tone Leather Upholstery*	-	-	-	-	-	-	-	✓	-	-	-
Driver's Seat Height Adjuster	S	S	S	S	S	S	S	S	S	S	S
10-way Driver's & 8-way Passenger's Power Adjustable Seat (Sliding, Reclining, Height Adjustment)	-	-	-	-	-	✓	✓	✓	-	✓	✓
Heated Front & Outer Rear Seats	-	-	-	✓	✓	✓	✓	✓	✓	✓	✓
Ventilated Front Seats	-	-	-	-	-	✓	✓	✓	-	-	-
Driver's Seat Power Lumbar Support	-	✓	✓	✓	✓	✓	✓	✓	✓	✓	✓
Tilt & Telescopic Steering Wheel Adjustment	S	S	S	S	S	S	S	S	S	S	S
Leather Trimmed Steering Wheel	S	S	S	S	S	S	S	S	S	S	S
Leather Trimmed Gearshift	S	S	S	S	S	S	S	S	S	S	S
Heated Steering Wheel	-	-	-	-	-	✓	✓	✓	-	-	✓
Electronic Parking Brake (EPB)	-	-	-	-	-	-	-	✓	-	-	✓
Metallic Finish Centre Fascia	✓	✓	✓	-	-	-	-	-	-	-	-
High Gloss Black Centre Fascia	-	-	-	✓	✓	✓	✓	✓	✓	✓	✓
Leather Trimmed Door Armrests	-	✓	✓	✓	✓	✓	✓	✓	✓	✓	✓
Front & Rear Centre Armrests	S	S	S	S	S	S	S	S	S	S	S
Metallic Finish Interior Door Handles	✓	-	-	-	-	-	-	-	-	-	-
Satin Chrome Interior Door Handles	-	✓	✓	✓	✓	✓	✓	✓	✓	✓	✓
Stainless Steel Door Scuff Plates	-	-	-	-	-	✓	✓	✓	✓	✓	✓
Light Grey Headlining	✓	✓	✓	✓	✓	✓	✓	✓	-	-	-
Air Conditioning	✓	-	-	-	-	-	-	-	-	-	-
Dual Automatic Air Conditioning with Ioniser	-	✓	✓	✓	✓	✓	✓	✓	-	✓	✓
Steering Wheel Mounted Controls	S	S	S	S	S	S	S	S	S	S	S
Paddle Shifts	-	-	-	-	-	-	-	-	DCT & AT Only	-	✓
All-round Electric Windows with Driver's Auto Down Function	✓	-	-	-	-	-	-	-	-	-	-
All-round Electric Windows with Driver's Auto Up/Down Function	-	✓	✓	✓	✓	✓	✓	✓	✓	✓	✓
All-round Electric Windows with Passenger Auto Up/Down Function	-	-	-	-	-	-	-	✓	-	-	-
Cruise Control & Speed Limiter	S	S	S	S	S	S	S	S	S	S	S
Auto-dimming Rear-view Mirror	-	✓	✓	✓	✓	✓	✓	✓	✓	✓	✓
Sunvisors with Vanity Mirror Illumination (Driver & Front Passenger)	S	S	S	S	S	S	S	S	S	S	S
Remote Central Door Locking with Fold-away Key	✓	✓	✓	✓	✓	-	-	-	-	-	-
Engine Start/Stop Button with Smart Entry System	-	-	-	-	-	✓	✓	✓	✓	✓	✓
Smart Power Tailgate	-	-	-	-	-	-	✓	-	-	-	✓
'GT-Line' Interior Styling Pack											
Black Leather Upholstery with Grey Leather Inserts*	-	-	-	-	-	-	-	-	✓	✓	✓
Silver Stitching - Front Centre Armrest & Upholstery	-	-	-	-	-	-	-	-	✓	✓	✓
D-Shaped Sports Leather Steering Wheel with Perforated Inserts & GT-Line logo	-	-	-	-	-	-	-	-	✓	✓	✓
Black Headlining	-	-	-	-	-	-	-	-	✓	✓	✓
Stainless Steel Pedals	-	-	-	-	-	-	-	-	✓	✓	✓
Chrome Boot Sill Guard	-	-	-	-	-	-	-	-	✓	✓	✓

STORAGE, VERSATILITY & INTERIOR LIGHTING

60:40 Split Folding 2nd Row Seats	S	S	S	S	S	S	S	S	S	S	S
3 x Passenger Assist Grips	S	S	S	S	S	S	S	S	S	S	S
12v Power Socket (Front & Rear Centre Console)	S	S	S	S	S	S	S	S	S	S	S
Rear Coat Hooks	S	S	S	S	S	S	S	S	S	S	S
Cupholders in Rear Armrest	S	S	S	S	S	S	S	S	S	S	S
Glovebox with Illumination	S	S	S	S	S	S	S	S	S	S	S
Rear Ventilation Duct	S	S	S	S	S	S	S	S	S	S	S
Front Seatback Pockets	S	S	S	S	S	S	S	S	S	S	S
Front & Rear Door Storage	S	S	S	S	S	S	S	S	S	S	S
Centre Console Storage Box	S	S	S	S	S	S	S	S	S	S	S
Ignition Keyhole Illumination	✓	✓	✓	✓	✓	-	-	-	-	-	-
Centre Cabin Light	✓	✓	✓	-	-	-	-	-	✓	✓	-
Side Cabin Lights	-	-	-	✓	✓	✓	✓	✓	-	-	✓
Front Cabin Map Lights	S	S	S	S	S	S	S	S	S	S	S
Front Door Courtesy Reflectors	S	S	S	S	S	S	S	S	S	S	S
Temporary Spare Wheel	1.7 CRDi Only	1.7 CRDi Only	✓	✓	✓	✓	✓	✓	✓	✓	✓
Tyre Mobility Kit (TMK)	1.6 GDi Only	1.6 GDi Only	-	-	-	-	-	-	-	-	-
Luggage Area Light	S	S	S	S	S	S	S	S	S	S	S
Luggage Area Load Cover	S	S	S	S	S	S	S	S	S	S	S
Luggage Net Hooks	S	S	S	S	S	S	S	S	S	S	S

- = unavailable on grade ✓ = standard on grade S = standard across range OPT = Option

*Some parts of the leather upholstery contain faux leather

Range	'1'	'2'	'KX-2'	'3'	'KX-3'	'4'	'KX-4'	'KX-5'	'GT-Line'	'GT-Line Edition'	'GT-Line S'
-------	-----	-----	--------	-----	--------	-----	--------	--------	-----------	-------------------	-------------

AUDIO, COMMUNICATION & INFORMATION

6-speaker System	✓	✓	✓	-	-	-	-	-	✓	-	-
8-speaker JBL® Premium Sound System with Subwoofer, External Amp & Front Centre Speaker	-	-	-	✓	✓	✓	✓	✓	-	✓	✓
DAB Radio with MP3 Compatibility	S	S	S	S	S	S	S	S	S	S	S
CD Player	✓	-	-	-	-	-	-	-	-	-	-
Shark Fin Antenna	-	✓	✓	✓	✓	✓	✓	✓	✓	✓	✓
USB & AUX Ports for Connection of an Audio Media Device (iPod / Memory Stick)	S	S	S	S	S	S	S	S	S	S	S
Rear USB Charging Port	-	-	-	✓	✓	✓	✓	✓	-	-	✓
Bluetooth® with Music Streaming**	-	✓	✓	✓	✓	✓	✓	✓	✓	✓	✓
Voice Recognition**	✓	-	-	-	-	-	-	-	-	-	-
Wireless Mobile Phone Charger**	-	-	-	-	-	-	-	✓	-	-	✓
7" Touchscreen Satellite Navigation with European Mapping & Traffic Messaging Channel (TMC)	-	✓	✓	-	-	-	-	-	✓	-	-
8" Touchscreen Satellite Navigation with European Mapping & Traffic Messaging Channel (TMC)	-	-	-	✓	✓	✓	✓	✓	-	✓	✓
Apple CarPlay™ with Voice Control**	✓	✓	✓	✓	✓	✓	✓	✓	✓	✓	✓
Android Auto™ with Voice Control**	-	✓	✓	✓	✓	✓	✓	✓	✓	✓	✓
Kia Connected Services Featuring TomTom® (Traffic, Speed Cameras, Local Search & Weather Updates)**	-	✓	✓	✓	✓	✓	✓	✓	✓	✓	✓
Reversing Camera System (Integrated into Satellite Navigation Screen)	-	✓	✓	✓	✓	✓	✓	✓	✓	✓	✓
Rear Parking Sensors***	-	✓	✓	✓	✓	✓	✓	✓	✓	✓	✓
Front Parking Sensors***	-	-	-	-	-	-	✓	✓	✓	✓	✓
Smart Park Assist System (SPAS) - Parallel Entry & Exit and Perpendicular Parking Modes	-	-	-	-	-	-	-	✓	-	-	✓
4.2" Supervision Cluster with LCD TFT Colour Display	-	-	-	✓	✓	✓	✓	✓	✓	✓	✓
Trip Computer - Distance, Fuel Consumption, Average Speed	S	S	S	S	S	S	S	S	S	S	S
Digital Clock	S	S	S	S	S	S	S	S	S	S	S

ACTIVE SAFETY & DRIVING DYNAMICS

Anti-Lock Braking System (ABS) with Electronic Brakeforce Distribution (EBD)	S	S	S	S	S	S	S	S	S	S	S
Electronic Stability Control (ESC) with Downhill Brake Control (DBC)	S	S	S	S	S	S	S	S	S	S	S
Trailer Stability Assist (TSA)	S	S	S	S	S	S	S	S	S	S	S
Emergency Stop Signalling (ESS)	S	S	S	S	S	S	S	S	S	S	S
Autonomous Emergency Braking (AEB)	-	-	-	-	-	✓	✓	✓	-	-	-
Lane Keep Assist System (LKAS)	-	✓	✓	✓	✓	✓	✓	✓	✓	✓	✓
High Beam Assist (HBA)	-	✓	✓	✓	✓	✓	✓	✓	✓	✓	✓
Speed Limit Information Function (SLIF)	-	✓	✓	✓	✓	✓	✓	✓	✓	✓	✓
Blind Spot Detection (BSD) with Rear-Cross Traffic Alert (RCTA)	-	-	-	-	-	✓	✓	✓	-	-	-
Hill-start Assist Control (HAC)	S	S	S	S	S	S	S	S	S	S	S
Tyre Pressure Monitoring System (TPMS)	S	S	S	S	S	S	S	S	S	S	S
Intelligent Stop-and-Go (ISG)	✓	✓	-	✓	-	✓	-	-	-	✓	-
Gearshift Indicator	✓	✓	MT Only	✓	MT Only	✓	MT Only	-	MT Only	MT Only	-
Drive Mode Select (Normal and Sport)	-	DCT only	AT Only	DCT only	AT Only	-	AT Only	✓	DCT & AT Only	DCT	✓
Intelligent All-Wheel-Drive System (AWD)	-	-	✓	-	✓	-	✓	✓	✓	✓	✓
Rack-Mounted Motor Driven Power Steering (R-MDPS)	S	S	S	S	S	S	S	S	S	S	S

PASSIVE SAFETY

Twin Front Airbags	S	S	S	S	S	S	S	S	S	S	S
Front Passenger Airbag Cut-off Switch	S	S	S	S	S	S	S	S	S	S	S
Twin Side Airbags (Front)	S	S	S	S	S	S	S	S	S	S	S
Twin Curtain Airbags with Roll-over Sensor	S	S	S	S	S	S	S	S	S	S	S
Front Active Head Rests	S	S	S	S	S	S	S	S	S	S	S
All-round Height Adjustable Head Rests	S	S	S	S	S	S	S	S	S	S	S
ISOFIX Child Seat Top Tethers & Anchor Fixings	S	S	S	S	S	S	S	S	S	S	S
Front Seatbelts Height Adjusters	S	S	S	S	S	S	S	S	S	S	S
All-round 3-point Seatbelts	S	S	S	S	S	S	S	S	S	S	S
Impact Sensing Auto Door Unlocking	S	S	S	S	S	S	S	S	S	S	S
Grab-type Exterior Door Handles	S	S	S	S	S	S	S	S	S	S	S

SECURITY

Advanced Anti-Theft System including Immobiliser & Alarm	S	S	S	S	S	S	S	S	S	S	S
Locking Wheel Nuts	S	S	S	S	S	S	S	S	S	S	S
Visible Vehicle Identification Number (VIN)	S	S	S	S	S	S	S	S	S	S	S
Door Deadlocks	S	S	S	S	S	S	S	S	S	S	S
Interior Door Lock/Unlock Function	S	S	S	S	S	S	S	S	S	S	S
Child Safety Rear Door Locks	S	S	S	S	S	S	S	S	S	S	S
Speed Sensing Auto Door Locking (Dealer-Activated Feature)	S	S	S	S	S	S	S	S	S	S	S

- = unavailable on grade ✓ = standard on grade S = standard across range OPT = Option

**Please check with your dealer for mobile phone compatibility

***Parking sensors may not match exterior body colour

TECHNICAL SPECIFICATION

ENGINE	Petrol			
	1.6 GDi ISG (130bhp) 2WD	1.6 T-GDi (174bhp) 2WD	1.6 T-GDi (174bhp) AWD	
TRANSMISSION	6-speed manual	6-speed manual	6-speed manual	7-speed auto DCT

ENGINE SPECIFICATION

Cylinder	4-cylinder	4-cylinder	4-cylinder	4-cylinder
Displacement, cubic cm (valves per cylinder)	1,591 (4)	1,591 (4)	1,591 (4)	1,591 (4)
Max. power, bhp at rpm	130 / 6,300	174 / 5,500	174 / 5,500	174 / 5,500
Max. torque, Nm at rpm	161 / 4,850	265 / 1,500-4,500	265 / 1,500 - 4,500	265 / 1,500 - 4,500
Top speed, mph	113	127	126	125
0-60mph acceleration, seconds	11.1	8.9	9.2	8.8
Min Kerb weight, kg	1,454	1,524	1,583	1,609
Max Kerb weight, kg	1,546	1,675	1,733	1,779
Gross weight limit, kg	1,895	2,120	2,170	2,190
Roof load limit, kg	100	100	100	100
Max trailer load unbraked, kg	650	750	750	750
Max trailer load braked, kg	1,400	1,900	1,900	1,600
Tow Ball Weight, kg	100	100	100	100
Luggage compartment capacity, rear seats upright, litres	503	491	491	491
Luggage compartment capacity, rear seats folded, litres	1,492	1,480	1,480	1,480
Fuel tank capacity, litres	62	62	62	62
Emission standard	EU6	EU6	EU6	EU6
CO ₂ Emissions, g/km	16" Alloy	147	x	x
	17" Alloy	147	x	x
	19" Alloy	x	169	177
Fuel Consumption, mpg (l/100km) Urban	16" Alloy	35.8 (7.9)	x	x
	17" Alloy	35.8 (7.9)	x	x
	19" Alloy	x	28.8 (9.8)	28.2 (10.0)
Fuel Consumption, mpg (l/100km) Extra Urban	16" Alloy	52.3 (5.4)	x	x
	17" Alloy	52.3 (5.4)	x	x
	19" Alloy	x	48.7 (5.8)	45.6 (6.2)
Fuel Consumption, mpg (l/100km) Combined	16" Alloy	44.8 (6.3)	x	x
	17" Alloy	44.8 (6.3)	x	x
	19" Alloy	x	38.7 (7.3)	37.2 (7.6)

Diesel					
1.7 CRDi ISG (114bhp) 2WD	1.7 CRDi ISG (139bhp) 2WD	2.0 CRDi (134bhp) AWD		2.0 CRDi (182bhp) AWD	
6-speed manual	7-speed auto DCT	6-speed manual	6-speed auto	6-speed manual	6-speed auto
4-cylinder	4-cylinder	4-cylinder	4-cylinder	4-cylinder	4-cylinder
1,685 (4)	1,685 (4)	1,995 (4)	1,995 (4)	1,995 (4)	1,995 (4)
114 / 4,000	139 / 4,000	134 / 2,750 - 4,000	134 / 2,750 - 4,000	182 / 4,000	182 / 4,000
280 / 1,250 - 2,750	340 / 1,750-2,500	373 / 1,500 - 2,500	373 / 1,500 - 2,500	400 / 1,750 - 2,750	400 / 1,750 - 2,750
109	115	114	114	125	125
11.1	11.1	10.1	11.6	9.2	9.2
1,500	1,545	1,662	1,690	1,662	1,690
1,639	1,694	1,831	1,859	1,831	1,859
2,000	2,085	2,250	2,250	2,250	2,250
100	100	100	100	100	100
750	750	750	750	750	750
1,400	1,600	2,200	1,900	2,200	1,900
100	100	100	100	100	100
491	491	491	491	491	491
1,480	1,480	1,480	1,480	1,480	1,480
62	62	62	62	62	62
EU6	EU6	EU6	EU6	EU6	EU6
119	x	139	x	x	x
119	129	139	154	x	x
119	129	139	154	154	166
52.3 (5.4)	x	47.1 (6.0)	x	x	x
52.3 (5.4)	52.3 (5.4)	47.1 (6.0)	40.4 (7.0)	x	x
52.3 (5.4)	52.3 (5.4)	47.1 (6.0)	40.4 (7.0)	39.7 (7.1)	35.8 (7.9)
67.3 (4.2)	x	58.9 (4.8)	x	x	x
67.3 (4.2)	60.1 (4.7)	58.9 (4.8)	54.3 (5.2)	x	x
67.3 (4.2)	60.1 (4.7)	58.9 (4.8)	54.3 (5.2)	54.3 (5.2)	53.3 (5.3)
61.4 (4.6)	x	54.3 (5.2)	x	x	x
61.4 (4.6)	57.6 (4.9)	54.3 (5.2)	47.9 (5.9)	x	x
61.4 (4.6)	57.6 (4.9)	54.3 (5.2)	47.9 (5.9)	47.9 (5.9)	44.8 (6.3)

TECHNICAL SPECIFICATION (Continued)

ENGINE	Petrol			
	1.6 GDi ISG (130bhp) 2WD	1.6 T-GDi (174bhp) 2WD	1.6 T-GDi (174bhp) AWD	
TRANSMISSION	6-speed manual	6-speed manual	6-speed manual	7-speed auto DCT

GEAR RATIOS

1st	3.833	3.769	3.769	3.929
2nd	2.143	2.080	2.080	2.318
3rd	1.370	1.323	1.323	2.043
4th	1.036	0.976	0.976	1.070
5th	0.893	0.778	0.778	0.822
6th	0.794	0.633	0.633	0.884
7th	n/a	n/a	n/a	0.721
Reverse	3.700	3.077	3.077	5.304
Final Gear Ratio	4.563	(1-6) 4.533 Reverse 5.231	(1-6) 4.533 (Reverse) 5.231	(1-2, 4-5) 4.857 (3, 6-7, Reverse) 3.579

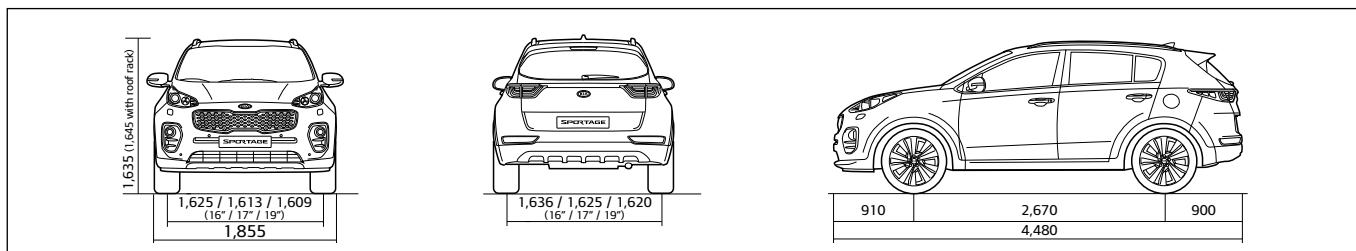
ADDITIONAL EMISSIONS DATA

Noise dB(A)	71	72	72	73
CO (mg/km)	162.1	261.7	261.7	132.6
HC (mg/km)	14.7	38.8	38.8	24.9
NOx (mg/km)	28.6	10.6	10.6	10.6
HC+NOx (mg/km)	n/a	n/a	n/a	n/a
Particulates (mg/km)	1.13	1.47	1.47	1.89

SERVICE INTERVALS

Timescale / Mileage	12 months / 20,000 miles, whichever comes sooner	12 months / 10,000 miles, whichever comes sooner
---------------------	--	--

DIMENSIONS (mm)



Diesel					
1.7 CRDi ISG (114bhp) 2WD	1.7 CRDi ISG (139bhp) 2WD	2.0 CRDi (134bhp) AWD		2.0 CRDi (182bhp) AWD	
6-speed manual	7-speed auto DCT	6-speed manual	6-speed auto	6-speed manual	6-speed auto

3.769	3.786	3.615	4.651	3.615	4.252
2.040	2.261	1.862	2.831	1.862	2.654
1.294	1.957	1.542	1.842	1.542	1.804
0.951	1.023	1.207	1.386	1.207	1.386
0.723	0.778	0.921	1.000	0.921	1.000
0.569	0.837	0.732	0.772	0.732	0.772
n/a	0.681	n/a	n/a	n/a	n/a
3.583	5.074	3.416	3.393	3.416	3.393
4.188	(1-2, 4-5) 4.643 (3, 6-7, Reverse) 3.421	(1-2, Reverse) 4.333 (3-6) 3.250	3,195	(1-2, Reverse) 4.333 (3-6) 3.250	3.041

71	72	73	73	73	73
256.7	244.3	186.6	63.4	254.1	150.0
n/a	n/a	n/a	n/a	n/a	n/a
33.6	40.1	38.4	35.8	44.6	46.0
100.3	90.4	84.1	71.5	115.2	75.1
0.02	0.17	0.53	0.23	0.36	0.46

12 months / 20,000 miles, whichever comes sooner

KIA WARRANTY

Over the years, Kia has become one of the most successful car manufacturers in Europe. The key to our success? We give our customers that little bit extra: better service by qualified technicians, regular product innovation and superior warranty coverage.










7 YEAR VEHICLE WARRANTY

Our high quality standards are what make superior warranty coverage possible: 3 years/ unlimited mileage and 4-7 years/ 100,000 mile manufacturer's warranty. For full warranty coverage including terms and exclusions please refer to your Kia dealer.

12 YEAR ANTI-PERFORATION WARRANTY

Your Kia Sportage comes with a 12 year/ unlimited mileage anti-perforation warranty. An annual bodywork inspection is required, for which a charge may apply.

MODEL COMPARISON

EXTERIOR COLOURS	'1'	'2' / 'KX-2'	'3' / 'KX-3'	'4' / 'KX-4'	'KX-5'	'GT-Line'	'GT-Line Edition'	'GT-Line S'		
Bronze Metal ** (Standard Paint)	✓	✓	✓	✓	✓	✓	✓	✓		
Sand Track** (Standard Paint)	✓	✓	✓	✓	✓	✓	✓	✓		
Arctic White (Optional Paint)	✓	✓	✓	✓	✓	✓	✓	✓		
Phantom Black (Premium Paint)	✓	✓	✓	✓	✓	✓	✓	✓		
Silver Frost (Premium Paint)	✓	✓	-	-	-	-	-	-		
Planet Blue (Premium Paint)	✓	✓	✓	-	-	-	-	-		
Fusion White (Premium Paint)	-	✓	✓	✓	✓	✓	✓	✓		
Dark Gun Metal (Premium Paint)	-	✓	✓	✓	✓	✓	✓	✓		
Infra Red (Premium Paint)	-	-	✓	✓	✓	✓	✓	✓		
INTERIOR TRIMS										
	Black Cloth Upholstery		Black Premium Cloth Upholstery		Black Leather Upholstery*		Stone Grey Two-Tone Leather Upholstery*		Black Leather Upholstery with Grey Leather Inserts*	
WHEEL DESIGNS										
	16" Alloy Wheels 215/70R16		17" Alloy Wheels 225/60R17		19" Alloy Wheels 245/45R19		19" Alloy Wheels (B-Type) 245/45R19			

* Some parts of the leather upholstery contain faux leather

** Limited stock available, please check with your dealer.

Kia Motors (UK) Ltd
Walton Green
Walton-On-Thames
Surrey
KT12 1FJ
Freephone: 0333 202 2990
www.kia.com/uk

Images are for illustrative purposes only and may not be to UK specification.
All information and illustrations are based on data available at the time of print (Dec 2017) and are subject to change without notice. Contact your local Kia dealer for current information.



Kia is actively involved with major sporting events around the world, sponsoring the renowned Australian Open as well as individuals such as tennis sensation Rafael Nadal.

