

NORTHERN ONTARIO MINING SHOWCASE

2016

EXHIBITOR MANUAL

MARCH 6 - 9

Proudly supported by:



Table of Contents

GENERAL INFORMATION.....3
 Location:3
 Exposition Dates:3
 Exposition Hours:3
 Set-up of Exhibits:3
 Removal of Exhibits:.....3
 Booth space includes:3
SHOW DIRECTORY LISTING.....4
 Registered Participant List4
BOOTH ASSIGNMENTS & PAVILION FLOORPLAN5
EXHIBITOR REGISTRATION & BADGE INFORMATION.....8
 Exhibitor Badges8
 Adding Badges8
EXHIBITOR MEET & GREET8
EXHIBIT RULES AND REGULATIONS10
 Lighting.....10
 Compliance with Laws10
 Handouts / Souvenirs.....10
 Food / Beverages10
 Booth Personnel10
 Non Eligible Equipment Display10
 Aisles10
 Noise10
 Obstruction of Aisles or Booths10
 Exhibit Building Protection.....10
 Cameras / Photography10
MATERIAL HANDLING AND PARKING11
 Receipt of Exhibit Materials11
 Parking11
DIRECTIONS12
ADDITIONAL ATTRACTIONS & EVENTS.....13
MARKETING & PROMOTION13
SHOWCASE PERSONNEL.....13

GENERAL INFORMATION

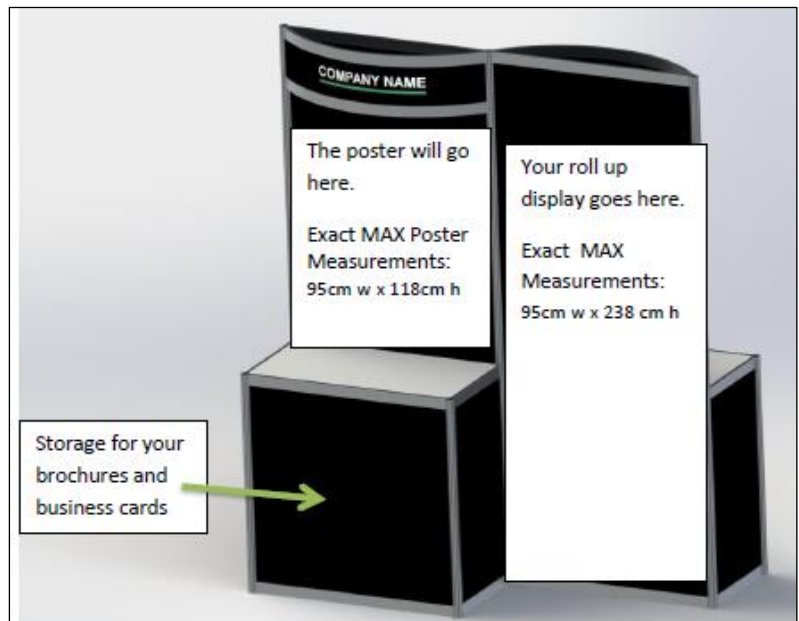
Thank you for choosing to exhibit in the Northern Ontario Mining Showcase at PDAC 2016.

This exhibitor manual is designed to assist you in preparing for the show. We strongly recommend you read this manual carefully to fully understand the details of the event. It is important that you share this information with all those attending on your company / organization's behalf.

- Location:** Metro Toronto Convention Centre (MTCC)
255 Front Street W., Toronto, ON
North Building – Exhibit Hall C
Pavilion #6501N
- Exposition Dates:** March 6-9, 2016
- Exposition Hours:**
- | | |
|--------------------------|--------------------|
| Sunday, March 6, 2016 | 9:00 am – 6:00 pm |
| Monday, March 7, 2016 | 9:00 am – 5:00 pm |
| Tuesday, March 8, 2016 | 9:00 am – 5:00 pm |
| Wednesday, March 9, 2016 | 9:00 am – 12:00 pm |
- Set-up of Exhibits:** Saturday, March 5, 2016 11:00 am - 5:00 pm
**Refer to the Material Handling sections for details on parking and unloading.*
- Removal of Exhibits:** Display material must not be removed until 12:00 pm on Wednesday March 9, 2016. Tear down runs until 4:00 pm.

Booth space includes:

- 1 Pre-fabricated 6'6" W x 8' H kiosk
- 1 3'W x 4' H color poster printed on PVC
- 2 PDAC exhibit badges
- 1 PDAC All Access badge
- 1 Standard power outlet (*bring power-bar if you require additional plug-ins*)



SHOW DIRECTORY LISTING

The official printed Show Directory (English and French copies) will be distributed at the entrance to the Northern Ontario Mining Showcase Pavilion. All exhibitors are listed in the Show Directory, alphabetically by company name. This section also includes the company address, telephone number, e-mail address, website, and a short description, if provided by the exhibitor.

Registered Participant List


Abitibi Geophysics
Aboriginal Risk Services Inc.
Canadian Diamond Drilling Association
Canadian Exploration Services Limited
Canadian Shield Consultants Agency Inc.
Carmix Canada Limited
Carriere Industrial Supply Limited
Centre for Excellence in Mining Innovation
Clickmox Solutions Inc.
Covergalls Inc.
Denison Environmental Services
Drillco
Drillspec
Dr Tarp
Element Mining Ltd.
Excalibur Bits & Steel
Fabrithane Industrial Products Inc.
Hearst Air Service
Jacob & Samuel Drilling Ltd.
Jannatec Technologies
Larabie Consulting Management & Logistics
L. May Metal Fabricators Ltd.
Maestro Mine Ventilation
Marcotte Mining Machinery Services Inc.
Materials Joining Innovation Centre/ICAMP
Miller Group Inc.
Miller Technology Inc.
Minalytix
Mine IQ Inc.
MIRARCO
Moggy Environmental
Morgan Fuels
Nimkie Mining Services Corp.
NORCAT
Nordic Minesteel technologies Inc.
Nordmin Engineering Ltd.
North Bay Machining Centre Inc.
Northern Academy of Transportation Training
Northern College/Northern Training Division
Northern Survey Supply
Objectivity
On Duty Equipment Ltd.
Ontario Northland
Pepco
Pneuma-Tool, Keemace Technology Inc.
Polymet Labs
Poly-Ure Castings Ltd.
Porcupine Canvas Manufacturing Ltd.
Porcupine Engineering Services Inc.
Premier Mining Products
Rezplast Manufacturing Inc.
Rocvent Inc.
Ronacher McKenzie Geoscience
Rudnicki Industrial Inc.
Sling-Choker Mfg.
Spectrum Telecom Group Ltd.
Steel2000 Inc.
Sturda Inc.
Sumac Geomatics
Symboticware Inc.
Tatry Drilling
TBT Engineering Limited
TIME Limited
TopROPS
Tracks and Wheels
Ultra-Deep Mining Network
United Personnel Carriers
Variant Mining Technologies
Wabi Iron & Steel
Wabun Tribal Council
Wasaya Airways
Waubetek Business Development Corporation

BOOTH ASSIGNMENTS & PAVILION FLOORPLAN

Metro Toronto Convention Centre North Building Exhibit Hall C Floor Plan



Northern Ontario Mining Showcase – Pavilion Floorplan



	Exhibitor	Booth #	
1	Poly-Ure Castings Ltd.	37	Centre for Excellence in Mining Innovation
2	Tracks and Wheels	38	Northern College/Northern Training Division
3	Covergalls Inc.	39	Canadian Shield Consultants Agency Inc.
4	Pneuma-Tool, Keemace Technology Inc.	40	Northern Academy of Transportation Training
5	Rocvent Inc.	41	Canadian Diamond Drilling Association
6	Larabie Consulting Management & Logistics	42	Carmix Canada Limited
7	Minalytix	43	Ontario Northland
8	Nordic Minesteel technologies Inc.	44	Porcupine Engineering Services Inc.
9	Porcupine Canvas Manufacturing Ltd.	45	Hearst Air Service
10	Miller Technology Inc.	46	Steel2000 Inc.
11	Symboticware Inc.	47	Dr Tarp
12	Abitibi Geophysics	48	Polymet Labs
13	TopROPS	49	TBT Engineering Limited
14	Wabi Iron & Steel	50	Materials Joining Innovation Centre/ICAMP
15	Sling-Choker Mfg.	51	Tatry Drilling
16	Variant Mining Technologies	52	MIRARCO
17	Moggy Environmental	53	NORCAT
18	Fabritthane Industrial Products Inc.	54	Waubetek Business Development Corporation
19	Rezplast Manufacturing Inc.	55	Drillspec
20	Premier Mining Products	56	Element Mining Ltd.
21	Canadian Exploration Services Limited	57	United Personnel Carriers
22	Northern Survey Supply	58	Aboriginal Risk Services Inc.
23	Spectrum Telecom Group Ltd.	59	Drillco
24	Miller Group Inc.	60	TIME Limited
25	Pepco	61	Nordmin Engineering Ltd.
26	Carriere Industrial Supply Limited	62	Sumac Geomatics
27	Ultra-Deep Mining Network	63	Morgan Fuels
28	Nimkie Mining Services Corp.	64	Maestro Mine Ventilation
29	Objectivity	65	Wabun Tribal Council
30	Jacob & Samuel Drilling Ltd.	66	Marcotte Mining Machinery Services Inc.
31	Mine IQ Inc.	67	Clickmox Solutions Inc.
32	Wasaya Airways	68	Ronacher McKenzie Geoscience
33	On Duty Equipment Ltd.	69	Jannatec Technologies
34	Rudnicki Industrial Inc.	70	North Bay Machining Centre Inc.
35	Excalibur Bits & Steel	71	L May Manufacturing
36	Sturda Inc.	72	Denison Environmental Services

EXHIBITOR REGISTRATION & BADGE INFORMATION

***DO NOT ATTEMPT TO REGISTER AT THE PDAC REGISTRATION DESK – THEY WILL NOT HAVE YOUR BADGES.**

You **must** register your company / organization with the Northern Ontario Mining Showcase in **MTCC Boardroom 203A** located on level 200 (street level) in the North Building to access your exhibitor badges and information packages. Note that we will have a coatrack in the boardroom so you can avoid having to check your coat at the convention or storing it at your booth.

Registration Location: Metro Toronto Convention Centre North Building
Level 200- Boardroom 203A*
**see MTCC Level 200 floorplan on page 10 for visual of location*

Registration Dates/Times: Saturday, March 5 11:00 am - 5:00 pm

Exhibitor Badges

Badges will be required of all booth personnel for admittance to the PDAC Exhibit Floor prior to, during, and after the open hours of the convention. Badges will be provided upon registration with the Northern Ontario Mining Showcase in MTCC Boardroom 203A. Advise your booth personnel that their Exhibitor Badge identifies them as members of your organization and provides admission to the Convention before and after official Show hours.

Adding Badges

On-site exhibitor badges will be made available for additional staff if available. See Showcase personnel (Marla) for availability.

EXHIBITOR MEET & GREET

Join the Organizing Committee and fellow Northern Showcase Exhibitors for a casual meet and greet. This optional “drop-in” will provide you and your staff with an opportunity to make some connections and network with other companies from Northern Ontario prior to the hustle and bustle of PDAC.

What: Northern Ontario Mining Showcase Exhibitor Meet & Greet

Where: Jack Astor’s Bar & Grill – 144 Front St. Toronto

When: Saturday, March 5 7:15 pm – 9:00 pm

**Cash bar and menu. All participants are responsible to cover their own costs*



Metro Toronto Convention Center - LEVEL 200 (street level) Floorplan

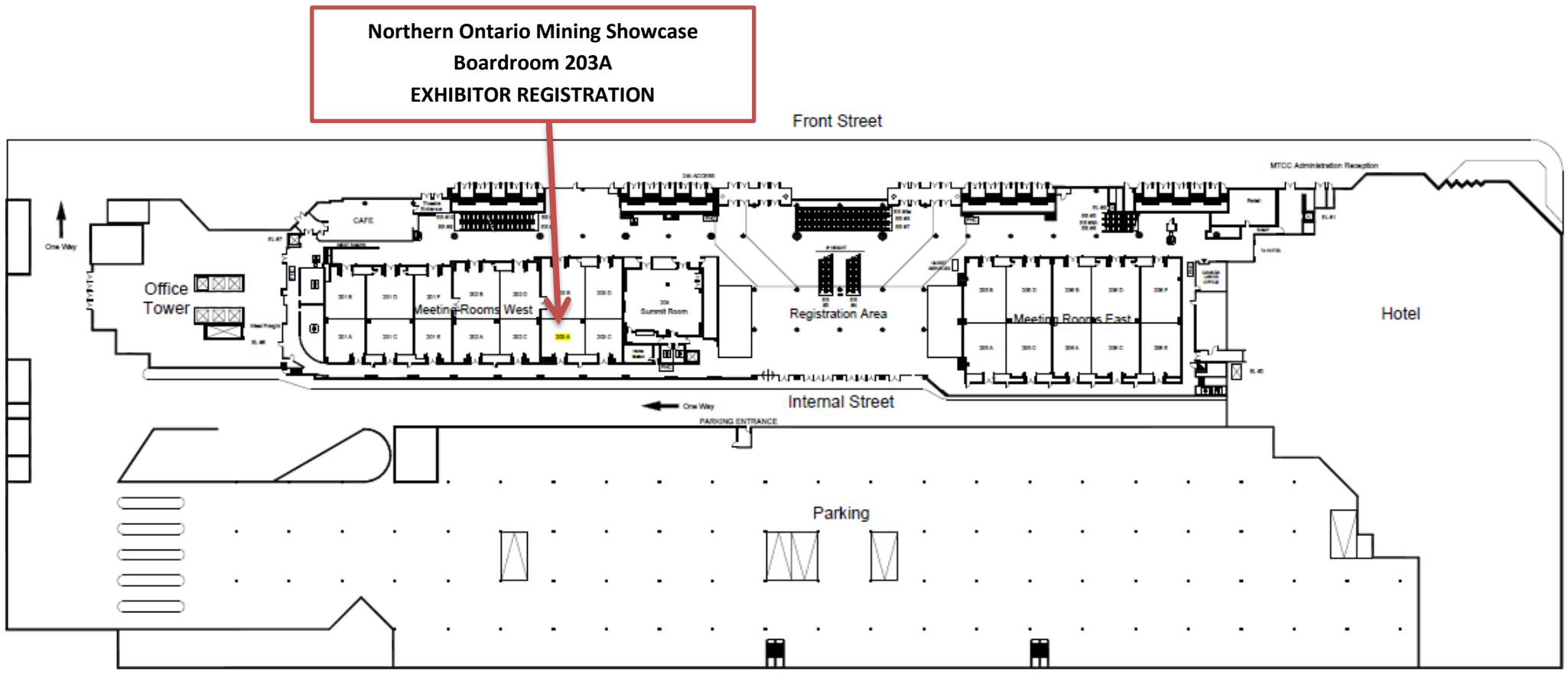


EXHIBIT RULES AND REGULATIONS

Lighting

Flood lights or other lighting may not be installed in such a way that the glare is annoying to visitors or neighboring exhibitors. The use of flashing, rotating or traveling electric signs or lights is NOT permitted.

Compliance with Laws

Exhibits must comply with all laws, rules and regulations and ordinances in force in the City of Toronto.

Handouts / Souvenirs

The distribution of any printed matter, souvenirs, or other articles must be confined to the booth space occupied. Adhesive stickers and helium / air balloons are NOT permitted in the building.

Food / Beverages

Water will be provided at no charge at a water cooler station located within the café area of the Northern Ontario Mining Showcase pavilion. Coffee will also be provided during certain times.

**Alcoholic beverages may NOT be distributed from exhibitors' booths during show hours.*

Booth Personnel

Robots, mannequins, or individuals in attire or costumes with advertising on them will not be permitted in public aisles. Models must be conservatively attired. The distribution of literature, samples, etc. is not permitted outside the boundaries of the exhibitor's space.

Non Eligible Equipment Display

Only companies which are officially listed in the Show directory may display product. Any exhibitor displaying equipment from a company which is not listed will be asked to remove the non-exhibiting company's equipment from their booth.

Aisles

All aisle space belongs to the Exposition. NO exhibit or advertising will be allowed to extend beyond the space allotted to the exhibitors.

Noise

All use recorded or live presentations should be operated intermittently. Exhibitors may be requested to discontinue any noise which becomes objectionable to neighboring exhibitors and interferes with the effectiveness of their exhibits.

Obstruction of Aisles or Booths

Any demonstrations or activities, which results in the obstruction of aisles or prevents ready access to neighboring booths, may be suspended for any period specified by Management.

Exhibit Building Protection

Nothing should be taped, tacked, nailed or attached in any way to the columns, walls, ceilings or floor of the exhibit hall. Exhibitors will be liable for any damage they cause to the exhibit hall.

Cameras / Photography

With the exception of Showcase personnel, no pictures may be taken on the Show Floor prior to 9:00 am on Sunday March 6. Exhibitors are not permitted to photograph another company's display or equipment at any time without prior permission from that exhibitor.

MATERIAL HANDLING AND PARKING

Receipt of Exhibit Materials

Although we have made every effort to meet as many exhibit space requirements as possible for Showcase participants in order to limit the need for shipping, you may still need to send certain items. To facilitate the move in process, you are encouraged to ship any required materials to your hotel and personally take the items to the show. Options for move-in are as follows:

Option 1 – Hand Carry *(no dolly required)*

North Building Parking *(public parking)*: Enter on Simcoe St just south of Front St doors.

*Since you will be using public parking and do not require vehicle access to the loading docks, you do not need to go to the marshalling yard for move-in. Do not park or unload in the dock area or you will be towed. Do not park in the MTCC North Building entrance or you will be towed.

Option 2- Do It Yourself *(if you require a dolly)*

- Your vehicle must go to the Marshalling Yard (100/120 Cherry St) for loading dock access instructions
- When advised, proceed to the East Loading Dock (dollies are available here at the Material Handling Desk)
- Unload your vehicle using your own equipment (tailgate dolly etc..) in a timely manner
- Pick up your exhibitor badges in Boardroom 203A on level 200 of the MTCC North Building
- Move your materials to your booth
- Immediately remove your vehicle from the unloading area

Parking

The entrance to the North Building parking garage is located from Simcoe St, south of Front St SW. There are 1200 parking spots available.

Parking passes

If you are driving, we highly recommend purchasing a parking pass. The early bird price is \$75 for a 5 day pass. To order parking passes call MTCC exhibitor services (416) 585-8387.

**Early Bird deadline is Feb 17, 2016*

DIRECTIONS

The MTCC North Building is located at 255 Front Street West, between the InterContinental Toronto Centre to the east and the CN Tower and Rogers Centre to the West.

Walking

You can access the North Building through the main entrance doors on Front Street, or from the east via the Skywalk, a glass-enclosed access-way from Union Station and mass transit.

From Pearson International Airport

- Take Highway 401 East to Highway 427 South
- Follow Highway 427 South to the Gardiner Expressway
- For the North Building exit at Spadina Avenue
- Proceed north on Spadina Avenue and turn right on Front St.
- Turn right on Simcoe St. then turn right into the garage
- For the South Building exit at York St.
- Proceed north two lights to Bremner Blvd.
- Turn left on Bremner Blvd.
- Turn left on Lower Simcoe St. then turn right into the garage

From North (Barrie / North)

- Take Highway 400 South to Highway 401 West
- Follow Highway 401 West to Highway 427 South
- Follow Highway 427 South to the Gardiner Expressway
- For the North Building exit at Spadina Avenue
- Proceed north on Spadina Avenue and turn right at Front St.
- Turn right on Simcoe St. then turn right into garage
- For the South Building exit at York St.
- Proceed north two lights to Bremner Blvd.
- Turn left on Bremner Blvd.
- Turn left on Lower Simcoe St. then right into the garage

From 401 East

- Take Highway 401 West to the Don Valley Parkway South
- Follow the Don Valley Parkway South to the Gardiner Expressway
- For the North Building exit at Spadina Avenue
- Proceed north on Spadina Avenue and turn right at Front Street
- Turn right on Simcoe St. then turn right into the garage
- For the South Building exit at the Yonge/York exit
- As you exit the ramp continue west along Lakeshore Blvd. to Lower Simcoe St.
- Turn right at Lower Simcoe St. then turn left into the garage

ADDITIONAL ATTRACTIONS & EVENTS

<p>Northern Ontario Mining Showcase Exhibitor Meet & Greet Saturday, March 5 from 7:15pm – 9:00pm Jack Astors Bar & Grill – 144 Front St.</p>	<p>Northern Ontario Night Hospitality Event Monday, March 7 from 5:00pm – 10:00pm Steam Whistle Brewery 255 Bremner</p>
<p>PDAC Welcome Reception Sunday, March 6 from 4:00 pm – 6:00 pm Convention Centre - North Hall</p>	<p>PDAC Trade Show Reception Monday, March 7 from 3:00 pm – 5:00 pm Convention Centre - North Hall</p>

MARKETING & PROMOTION

We will be sending you an e-card to forward your contacts prior to the event inviting them to visit the Showcase. You are also encouraged to include the PDAC icon at this link within your email signature.

SHOWCASE PERSONNEL

The Northern Ontario Mining Showcase will be staffed at all times by various committee members along with FedNor staff. These individuals can be recognized by their matching shirts / vests with the showcase logo and their red badge lanyards.

Should you require assistance during the event, please contact one of the following

- Marla Tremblay - Showcase Personnel 705.499.6267
- James Franks – City of Temiskaming Shores 705.647.2148
- Denise Deschamps – FedNor 705.471.3276

Should you have any questions about the information in this manual, please contact Marla Tremblay at 705-499-6267 or marla@markeyconsulting.com.

Thanks and we will look forward to seeing you at the show!

Sincerely,

The Northern Ontario Mining Showcase Committee



Proudly supported by:

