

# Welcome

Welcome to the World of Hunter & Hyland . . . we produce and manufacture stunning and unique bespoke hand finished curtain poles, tracks and rails in our UK factory based in Leatherhead, Surrey.

This is what we do . . .



From Unfinished Wood, we Stain and then Varnish to a High Quality finish

From Unfinished Wood, we Prime and then Paint to a High Quality finish

From Raw State Brass, we Linish and then Polish & Lacquer to a High Quality finish

*Hunter & Hyland*

Be inspired . . .

Be unique . . .

We are limited only by the power of *your* imagination

*. . . together we'll meet your needs.*

*Hunter & Hyland*



# CONTENTS



**SECTION A -**  
*Wood and Brass Poles*




**SECTION B -**  
*Wood and Brass Finials (Ends)*



**SECTION C -**  
*24% Lead Crystal Finials*



**SECTION D -**  
*Wood and Brass Rings*



**SECTION D -**  
*Wood and Brass Brackets*



**SECTION E -**  
*Modern Vision*




**SECTION F -**  
*Masquerade Made to Measure range.*



**SECTION G -**  
*Wrought Iron and Wire Systems*



**SECTION H -**  
*Slimline Modern Metals by *



**SECTION I -**  
*Curtain Track & Rail and other Made to Measure products*




**SECTION J -**  
*Roman Blind Systems*



**SECTION K -**  
*35mm Tuscany, 35mm Caspian and 45mm Royal Wood ranges*





**SECTION L -**  
*Fixings, Fasteners and Tools*



**SECTION M -**  
*Decorative Hooks, Holdbacks and Embraces*



**SECTION N -**  
*Lining, Interlining and Buckram*



**SECTION N -**  
*Curtain Tapes, Hooks and Accessories*



**SECTION O -**  
*Workroom Tools*



**SECTION P -**  
*Piping Cord, Upholstery and Carpet sundries*



**SECTION P -**  
*Castors, Miscellaneous products and Display Material*



**SECTION Q -**  
*Major Brands and Product Index*



Check out  
[www.hunterandhyland.co.uk](http://www.hunterandhyland.co.uk)  
for our latest product updates and  
developments and to see video clips of  
the products being produced in our  
Factory

# Welcome

to *the* catalogue, our **full colour, lavish, visually stunning** photographic study, portraying our complete product portfolio –  
you'll be surprised at what we stock!!

Enjoy your journey through our catalogue and take some time to explore and enjoy a tour around our web-site, [www.hunterandhyland.co.uk](http://www.hunterandhyland.co.uk), which we feel sure you will find both interesting and informative, as the video clips offer an excellent insight as to how your products are created and produced in our UK factory.

We look forward to strengthening our business relationship with you.

Produced for ease of use, Catalogue **sections A – D** will lead you through the building process of a bespoke made to measure Wooden or Brass pole set.

**Section A** introduces you and your client to the various pole options and finishes that are available

**Section B & C** introduces you and your client to the vast array of finial styles and designs that are available – making the pole truly unique and distinctive

**Section D** introduces you and your client to the choice of rings and brackets that are available, to complete your project.

The ring binder format will enable you to continually update your Catalogue with new product sheets and literature that we send you, thereby keeping your catalogue neat and tidy and always up to date.

Hunter & Hyland Ltd are always working hard, continually developing product ranges to keep us at the forefront of product design and innovation focusing on quality and value.

## Welcome to the World .....

### HUNTER & HYLAND LTD - A COMPANY PROFILE

**HUNTER & HYLAND LTD** - proud holders of the **Royal Warrant** - are one of the countries **leading specialists** in **bespoke** Made to Measure soft furnishing products.

Founded well over 100 years ago by Mr Hunter and Mr Hyland, **HUNTER & HYLAND LTD** were originally based in Holborn, London. The firm quickly grew in reputation as an **extensive stockholder** of Curtain Poles and Accessories, Bed Canopies, Draught Excluders, Curtain and Upholstery sundries.

Moving to its present location in Leatherhead in 1976, **HUNTER & HYLAND LTD** have not forgotten their roots. Our product range of over **2500 articles** still caters for Soft Furnishers and Upholsterers alike, **stocking** an **impressive** and **comprehensive** range of sundries from Tassel Hooks and Linings, to Pins and Castors.

However the **main** strength of **HUNTER & HYLAND LTD** is our vast and extensive range of **quality bespoke** Made to Measure products - from Curtain Poles and Pelmet Boards to Swing Arms (for dormer windows) and Stair Rods, as well as a **full make up** and **bending** service on Regular, Double Duty and Silent Gliss Tracks – all produced in our Leatherhead factory.

Our wood shop **boasts** a stock range of over **70 standard finishes**, and a **colour matching and gilding service** is also available. Detailed gold decoration and colour highlighting is **hand finished** by our **Master Craftsmen**. Our **fully equipped workshop**, comprising of Lathes, Welding, Brazing and Polishing equipment, coupled with strong support from local specialist finishing companies, mean that the majority of our stock can be turned, shaped, angled and coloured to meet your **exact specification**, and with over **130 Brass, 24% Lead Crystal, Wrought Iron, Hand Carved** and **Turned Wood Finial** options and **16 styles of pole** available, we offer an unsurpassed choice and combination of unique designs which is **limited only by the power of your imagination**.

## Quality with the personal touch

Still a **family** concern, our **friendly, knowledgeable** and **experienced** sales team can provide **technical support** and **advice**, ensuring all orders are programmed for delivery as quickly and as efficiently as possible via our **own fleet of vans** or by carrier.

*...together we'll meet your needs.*

CONTACT US ON:-

Telephone:- **01372 378511**

Facsimile:- **01372 370038**

e-mail:- [sales@hunterandhyland.co.uk](mailto:sales@hunterandhyland.co.uk)

Website:- [www.hunterandhyland.co.uk](http://www.hunterandhyland.co.uk)

Office Hours:- **Monday to Friday 9.00am - 5.00pm**

Trade Counter Hours:- **Monday to Friday 8.00am - 4.45pm (closed between 1.00pm & 2.00pm)**

Your ACCOUNT NUMBER IS :-

# Wood & Brass Poles



*Wood and Brass Poles*

**SECTION A**



# WOOD and BRASS POLES *Important Notes*

## **IMPORTANT NOTES for ALL Made to Measure products**

- ◆ Once an order is received, IT CANNOT BE CANCELLED or ALTERED for any reason. Please ensure ALL measurements and specifications are correct.
- ◆ When ordering please specify CLEARLY whether the measurement is OVERALL (End of Finial to End of Finial) or POLE LENGTH ONLY.
- ◆ Please specify CLEARLY whether the measurements are METRIC or IMPERIAL.
- ◆ Metric/Imperial Conversion used for Brass and Wood poles
  - 19mm =  $\frac{3}{4}$ "
  - 25mm = 1"
  - 32mm = 1  $\frac{1}{4}$ "
  - 38mm = 1  $\frac{1}{2}$ "
  - 51mm = 2"
  - 63mm = 2  $\frac{1}{2}$ "
  - 76mm = 3"
- ◆ TEMPLATES or DRAWINGS are required for ALL Bent or Angled Poles and Tracks, see **pages A39 – A41** for guidelines.
- ◆ 38mm, 51mm, 63mm and 76mm Wood and Brass Poles can be corded with tracking system UNDERNEATH (railway) complete with gliders or on TOP (inverted) complete with rings.
- ◆ 51mm Square poles, Hexagonal Flute poles, Carousel Twist poles and Barley Twist poles are NOT SUITABLE for cording.

## **GENERAL NOTES for WOODEN Made to Measure Products**

- ◆ The large majority of timber used by Hunter & Hyland Ltd is farmed from MANAGED PLANTATIONS and is ENVIRONMENTALLY FRIENDLY
- ◆ All stained and painted wood is available in a Gloss finish, Satin Sheen finish, or Matt finish. The STANDARD finish will be GLOSS, unless you specify otherwise.
- ◆ A COLOUR MATCHING service is available on Stained and Painted wood. Paint colours can be matched to most commercial paint ranges and we can match to a customers existing stain (on sight of sample) see note below. An additional charge is made for this service, please refer to the current Price List for details.
- ◆ Wood is a natural product and its appearance will vary. The different timbers used by Hunter & Hyland will react in different ways to staining, therefore colour variations may occur. Colour variation may also occur with the same wood type, due to different batches of wood being naturally lighter or darker, or due to the grain being tighter or wider. Although every effort will be made to minimise colour variation, we are unable to guarantee a perfect match every time. Actual colours may vary slightly from those shown in the catalogue due to limitations in the printing process. If you have any doubt, please request a sample of your chosen stain/colour.
- ◆ We are unable to guarantee an exact colour match on wood painted to match a fabric or wallcovering etc, due to the construction and make up, the visual illusion of colour and colour combination. It is best left to our discretion to produce the closest colour match.

## **GENERAL NOTES for BRASS Made To Measure Products**

- ✓ TAKE CARE – Household fly spray will ATTACK and break down the Lacquer used on our poles and fittings
- ✓ To clean SOLID BRASS, simply use a dry dusting cloth to wipe it. DO NOT use any chemical cleaners
- ◆ Brass Poles can be CORDED for STRAIGHT RUNS or BAY windows (on Bay Windows the tracking system is inserted underneath only)
- ◆ A RE-POLISHING/RE-LACQUERING service is available on Brass articles. (e.g, Brass Companion Sets, Firescreens, Light Fittings and Door Furniture)
- ◆ We can also offer the production of Bespoke Brass DOOR KICKPLATES and FINGERPLATES
- ◆ All Brass articles can be GOLD PLATED up to 4 microns thickness.

# WOOD and BRASS POLES


# Wood & Brass Poles

THE OPTIONS ARE



WOOD POLES

see pages A3 – A22



BRASS POLES

see pages A23 – A26

IF YOU WANT YOUR POLE:-



MOTORISED

see pages A27 – A30



CORDED WITH RINGS

see pages A31 – A32



CORDED WITH GLIDERS

see pages A33 – A34

IF YOU WANT IT ANGLED OR SWEEP:-



WOOD AND BRASS POLES  
FOR BAY WINDOWS

see pages A35 – A41

BAY WINDOW MEASURE SHEETS

see pages A39 – A41

# WOOD POLES - *their natural state*

- ◆ **BESPOKE MADE TO MEASURE SERVICE** - produced to your specific requirements
- ◆ 38mm, 51mm, 63mm and 76mm suitable for ALL weights of curtain
- ◆ 25mm suitable for LIGHT to MEDIUM weights of curtains
- ◆ The large majority of timber used for our wood poles comes from farmed managed plantations and is therefore ENVIRONMENTALLY FRIENDLIER
- ◆ 9 styles of Wood Pole available in Hyland Wood, Beech, Ash, Oak or Mahogany\*\*
- ◆ Over 70 STANDARD Stains and Paint finishes available
- ◆ Unlimited colour combinations
- ◆ Finials shown on [pages B1 – B2](#)



## 1055 SMOOTH Wood Pole

**Stock Unit** - CUT TO SIZE **Stock Length** - Random, up to 5 metre  
Available in 25mm, 38mm, 51mm, 63mm and 76mm diameters

(1") (1½") (2") (2½") (3")

Solid Mahogany, Oak and Beech is available on request

- ◆ Can be SWEPT or ANGLED for Bay Windows
- ◆ Can be corded for STRAIGHT or BAY windows



## 1056 REEDED Wood Pole

**Stock Unit** - CUT TO SIZE **Stock Length** - Random, up to 5 metre  
Available in 38mm, 51mm, 63mm and 76mm diameters

(1½") (2") (2½") (3")

- ◆ Can be SWEPT or ANGLED for Bay Windows
- ◆ Can be corded for STRAIGHT or BAY windows



## 1057 FLUTED Wood Pole

**Stock Unit** - CUT TO SIZE **Stock Length** - Random, up to 5 metre  
Available in 51mm, 63mm, and 76mm diameters

(2") (2½") (3")

- ◆ Can be SWEPT or ANGLED for Bay Windows
- ◆ Can be corded for STRAIGHT or BAY windows



## 1060 Specialist CAROUSEL TWIST Wood Pole

**Stock Unit** - CUT TO SIZE **Stock Length** - 2.13 metre  
Available in 51mm and 63mm diameters

(2") (2½")

- ◆ Dress curtains only
- ◆ CANNOT be SWEPT or ANGLED for Bay Windows
- ◆ CANNOT be corded



## 1061 Specialist MAYPOLE TWIST Wood Pole

**Stock Unit** - CUT TO SIZE **Stock Length** - 2.13 metre  
Available in 51mm and 63mm diameters

(2") (2½")

- ◆ CANNOT be SWEPT or ANGLED for Bay Windows
- ◆ Can be corded for STRAIGHT windows



## 1062 Specialist SPIRAL FLUTE Wood Pole

**Stock Unit** - CUT TO SIZE **Stock Length** - 2.13 metre  
Available in 51mm and 63mm diameters

(2") (2½")

- ◆ Can be SWEPT or ANGLED for Bay Windows
- ◆ Can be corded for STRAIGHT or BAY windows



## 1063 SQUARE Wood Pole

**Stock Unit** - CUT TO SIZE **Stock Length** - Random, up to 5 metre  
Available in 51mm diameter only

(2")

- ◆ Can be SWEPT or ANGLED for Bay Windows
- ◆ CANNOT be corded

\*\* As a conscientious environmentally aware Company we use Sapele as a substitute for Mahogany



# SOLID ASH WOOD POLES - *their natural state*

- ◆ *BESPOKE MADE TO MEASURE SERVICE - produced to your specific requirements*
- ◆ *Solid Ash looks STUNNING Stained, Limed, Waterwashed, Chalkwaxed or Coalwaxed*

## 1055A SMOOTH SOLID ASH Wood Pole

**Stock Unit** - CUT TO SIZE **Stock Length** - Random up to 5 metre  
Available in 38mm, 51mm, 63mm and 76mm diameters  
(1½") (2") (2½") (3")

- ◆ *Can be SWEPT or ANGLED for Bay Windows*
- ◆ *Can be corded for STRAIGHT or BAY windows*



## 1056A REEDED SOLID ASH Wood Pole

**Stock Unit** - CUT TO SIZE **Stock Length** - Random, up to 5 metre  
Available in 38mm, 51mm, 63mm and 76mm diameters  
(1½") (2") (2½") (3")

- ◆ *Can be SWEPT or ANGLED for Bay Windows*
- ◆ *Can be corded for STRAIGHT or BAY windows*



## 1058 Specialist BARLEY TWIST SOLID ASH Wood Pole

**Stock Unit** - CUT TO SIZE **Stock Length** - 2.13 metre  
Available in 51mm, and 63mm diameters  
(2") (2½")

- ◆ *Dress curtains only*
- ◆ *CANNOT be SWEPT or ANGLED for Bay Windows*
- ◆ *CANNOT be corded*



## 1059 Specialist HEXAGONAL FLUTE SOLID ASH Wood Pole

**Stock Unit** - CUT TO SIZE **Stock Length** - 2.13 metre  
Available in 51mm, and 63mm diameters  
(2") (2½")

- ◆ *CANNOT be SWEPT or ANGLED for Bay Windows*
- ◆ *CANNOT be corded*



*\*Although not shown we are able to produce all styles of pole in Ash or Oak*

### IMPORTANT POINT TO NOTE - CENTRE BRACKET RECOMMENDATIONS (see Section D for Bracket details)

25mm	38mm	51mm	63mm	76mm	Specialist poles
1.50m and over (4'11")	2.00m and over (6'7")	2.25m and over (7'4")	2.50m and over (8'2")	2.75m and over (9'0")	2.13m and over (7'0")

## WOOD POLES - ANGLED FOR BAY WINDOWS - see page A29

- ◆ *All diameters of UNCORDED poles can be MITRED to suit any angle of bay window*
- ◆ *Can be elegantly corded with the tracking system inserted into the UNDERSIDE of the pole, for ease and comfort and to save unnecessary wear on the fabrics - 51mm diameter and above*
- ◆ *Wood bay poles - 38mm and above - with RADIUSSED ELBOWS can be specially manufactured. A template or accurate drawing MUST be supplied.*
- ◆ *MINIMUM radius available on corded poles is 150mm (6") C/L/R*
- ◆ *MINIMUM radius available on uncorded poles is 63mm (2½") C/L/R*





# WOOD POLES - *Traditional Stains - timeless elegance*

- ◆ *BESPOKE MADE TO MEASURE SERVICE - produced to your specific requirements*
- ◆ *The STANDARD finish will be GLOSS, unless you specify otherwise*
- ◆ *Stained wood is also available in a Satin Sheen or a Matt finish.*
- ◆ *Sample STICKS showing the standard wood finishes are available on request*
- ◆ *A colour matching service is available.*  
*Stains can be matched to a customers existing stain (on sight of sample) see note below*



MATT      SATIN      GLOSS  
*Shown on Wenge stain*

## HYLAND WOOD



*Wood is a natural product and its appearance will vary. The different timbers used by Hunter & Hyland will react in different ways to staining, therefore colour variations may occur. Colour variation may also occur with the same wood type, due to different batches of wood being naturally lighter or darker, or due to the grain being tighter or wider. Although every effort will be made to minimise colour variation, we are unable to guarantee a perfect match every time. Actual colours may vary slightly from those shown in the catalogue due to limitations in the printing process. If you have any doubt, please request a sample for an indication of the tone of your chosen stain/colour.*




# WOOD POLES - *Traditional Stains - timeless elegance*

- ◆ *BESPOKE MADE TO MEASURE SERVICE - produced to your specific requirements*
- ◆ *The STANDARD finish will be GLOSS, unless you specify otherwise*
- ◆ *Stained wood is also available in a Satin Sheen or a Matt finish.*
- ◆ *Sample STICKS showing the standard wood finishes are available on request*
- ◆ *A colour matching service is available.*  
*Stains can be matched to a customers existing stain (on sight of sample) see note below*



MATT SATIN GLOSS  
*Shown on Wenge stain*

## ASH WOOD - enrich the beauty, feel the grain



*Wood is a natural product and its appearance will vary. The different timbers used by Hunter & Hyland will react in different ways to staining, therefore colour variations may occur. Colour variation may also occur with the same wood type, due to different batches of wood being naturally lighter or darker, or due to the grain being tighter or wider. Although every effort will be made to minimise colour variation, we are unable to guarantee a perfect match every time. Actual colours may vary slightly from those shown in the catalogue due to limitations in the printing process. If you have any doubt, please request a sample for an indication of the tone of your chosen stain/colour.*

# WOOD POLES - *Traditional Stains on SOLID OAK*

- ◆ *BESPOKE MADE TO MEASURE SERVICE - produced to your specific requirements*
- ◆ *The STANDARD finish will be GLOSS, unless you specify otherwise*
- ◆ *Stained wood is also available in a Satin or a Matt finish.*



51mm Plain Oak Wood Pole  
210 Oak Plain Ball End  
- **Limed**

51mm Plain Oak Wood Pole  
210 Oak Plain Ball End  
- **Natural Polish**

63mm Plain Oak Wood Pole  
708 Oak Spinning Top End  
- **Natural Polish**



51mm Plain Oak Wood Pole  
260 Oak Fluted Ball End  
- **Medium Oak**

51mm Plain Oak Wood Pole  
GM18 Oak End Cap  
- **Dark Oak**

63mm Plain Oak Wood Pole  
708 Oak Spinning Top End  
- **Dark Oak**



# CHALKWAX - ON ASH - *warm and mellow*

- ◆ *BESPOKE MADE TO MEASURE SERVICE - produced to your specific requirements*
- ◆ *Chalkwax is only available on SOLID ASH*
- ◆ *6 traditional stains with a warm, mellow grain texture created from a 'chalk' wax*
- ◆ *The STANDARD finish on chalkwax is a SATIN SHEEN, please specify if a Gloss or Matt finish is required*

51mm Plain Ash Wood Pole  
210 Ash Plain Ball End  
- Chalkwax **Light Oak**

51mm Plain Ash Wood Pole  
717 Ash Urn End  
- Chalkwax **Medium Oak**

51mm Plain Ash Wood Pole  
465 Ash Vase End  
- Chalkwax **Dark Oak**

51mm Plain Ash Wood Pole  
717 Ash Urn End  
- Chalkwax **Walnut**


51mm Plain Ash Wood Pole  
210 Ash Plain Ball End  
- Chalkwax **Country Oak**

51mm Plain Ash Wood Pole  
717 Ash Urn End  
- Chalkwax **Antique Pine**



# COALWAX - ON ASH - *strong enhanced grain*

- ◆ *BESPOKE MADE TO MEASURE SERVICE - produced to your specific requirements*
- ◆ *Coalwax is only available on SOLID ASH*
- ◆ *Coalwax can be used with ANY Farrow & Ball colour*
- ◆ *Enhanced grain effect with an input of black*
- ◆ *The STANDARD finish on Coalwax is a SATIN SHEEN, please specify if a Gloss or Matt finish is required*



51mm Plain Ash Pole  
210R Ash Ribbed Ball End  
- **Coalwax F & B Off White**

51mm Plain Ash Pole  
210 Ash Plain Ball End  
- **Coalwax F & B String**

51mm Plain Ash Pole  
GM18 Ash End Cap  
- **Coalwax F & B Stoney Ground**



51mm Plain Ash Pole  
865 Ash Mandarin End  
- **Coalwax Duckegg Blue**

51mm Plain Ash Pole  
711 Ash Lantern End  
- **Coalwax F & B London Stone**

51mm Plain Ash Pole  
717 Ash Urn End  
- **Coalwax F & B Cream**



# WATERWASH - SOLID ASH - *soft pastel shades*

- ◆ *BESPOKE MADE TO MEASURE SERVICE - produced to your specific requirements*
- ◆ *Waterwash is only available on Solid Ash*
- ◆ *The STANDARD finish on Waterwash is a SATIN SHEEN, please specify if a Gloss or Matt finish is required*

51mm Plain Ash Pole  
717 Ash Urn End  
- **waterwASH Limed**

51mm Plain Ash Pole  
711 Ash Lantern End  
- **waterwASH Driftwood**

51mm Plain Ash Pole  
303 Ash Fluted Cone End  
- **waterwASH Beach Yellow**

51mm Plain Ash Pole  
710 Ash Saxon End  
- **waterwASH Terracotta**

51mm Plain Ash Pole  
210 Ash Plain Ball End  
- **waterwASH Cherry Blossom**



51mm Plain Ash Pole  
505 Ash Plain Acorn End  
- **waterwASH Apple Green**

51mm Plain Ash Pole  
465 Ash Vase End  
- **waterwASH Sage Green**

51mm Plain Ash Pole  
210R Ash Ribbed Ball End  
- **waterwASH Mediterranean Blue**

51mm Plain Ash Pole  
210 Ash Plain Ball End  
- **waterwASH French Blue**

51mm Plain Ash Pole  
260 Ash Fluted Ball End  
- **waterwASH Blueberry**



# HAND DECORATED WOOD - A GALLERY

*Hand Decorated - a touch of class*  
 The Colour . . . The Finish . . . The choice is yours . . . Spark your imagination - fire your inspiration

- ◆ BESPOKE MADE TO MEASURE SERVICE - produced to your specific requirements
- ◆ Unlimited colour combinations

## Stained Wood with highlights



- ◆ All stained and painted wood is available in a Gloss finish, Satin Sheen finish, or a Matt finish.



*Hand Decoration, the Finishing Touch - Our Master Craftsman meticulously adds the Gold highlighting to a Wooden Finial.  
 All coloured Highlighting is delicately applied by hand.*

## Cream and Gold





# HAND DECORATED WOOD - A GALLERY

*Hand Decorated - a touch of class*

*The Colour . . . The Finish . . . The choice is yours . . . Spark your imagination - fire your inspiration*

- ◆ *BESPOKE MADE TO MEASURE SERVICE - produced to your specific requirements*
- ◆ *A colour matching service is available. Colours can be matched to most commercial paint ranges*
- ◆ *Unlimited colour combinations*



- ◆ *Brackets and Holdbacks can be highlighted to match*

# PAINTED WOOD - *Standard paint colours*

*Painted Wood*

- ◆ *BESPOKE MADE TO MEASURE SERVICE - produced to your specific requirements*
- ◆ *The STANDARD finish will be EGGHELL (semi matt), unless you specify otherwise*
- ◆ *Painted wood is also available in a Gloss or Matt finish*
- ◆ *A vast rich colour palette*



WHITE

GARDENIA BS 10 B 15

CREAM BS 4000 08 C 31



EGGSHELL BLACK

PIANO GLOSS BLACK

GUN METAL

- ◆ *Shown here painted on Brass*




# PAINTED WOOD - *Farrow & Ball* paint colours



- ◆ *BESPOKE MADE TO MEASURE SERVICE - produced to your specific requirements*
- ◆ *The STANDARD finish will be EGGSHELL (semi matt), unless you specify otherwise*
- ◆ *Painted wood is also available in a Gloss or Matt finish*
- ◆ *A vast rich colour palette*

- ◆ *Farrow & Ball colours available at NO EXTRA charge*



- ◆ *A palette of 132 unrivalled colours*  
*Farrow & Ball paint is more than a veneer*



- ◆ *Brass Brackets and sockets can be painted to match*



# PAINTED WOOD - *paint matching - a world of colour*

# Painted Wood

- ◆ *BESPOKE MADE TO MEASURE SERVICE - produced to your specific requirements*
- ◆ *The STANDARD finish will be EGG SHELL (semi matt), unless you specify otherwise*
- ◆ *Painted wood is also available in a Gloss or Matt finish*
- ◆ *A vast rich colour palette*



*Paint colours can be matched to*

- ◆ *The Dulux colour palette*
- ◆ *Crown*
- ◆ *Paper & Paints*
- ◆ *Fired Earth*
- ◆ *Paint Library*
- ◆ *Little Greene Paint Co*
- ◆ *Zoffany*
- ◆ *Sandersons*
- ◆ *And all other paint brands*



**METALLIC GLITTERBALL GOLD**

**SOFT GOLD**

**SOFT SILVER**

**ALUMINIUM**

- ◆ *Due to the manufacturing process of Metallic paint, this is the ONLY range of Silver and Gold available*

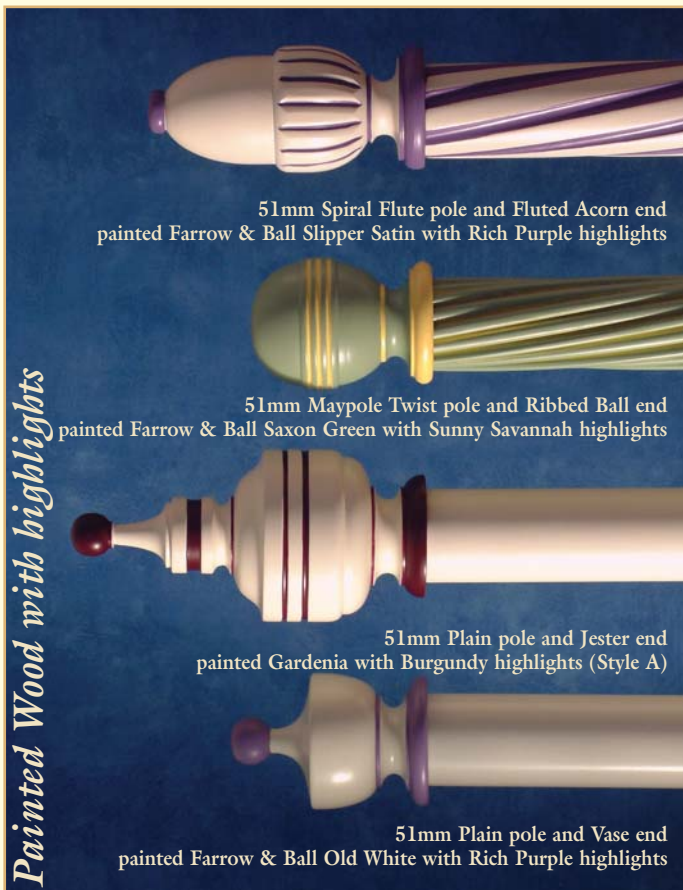

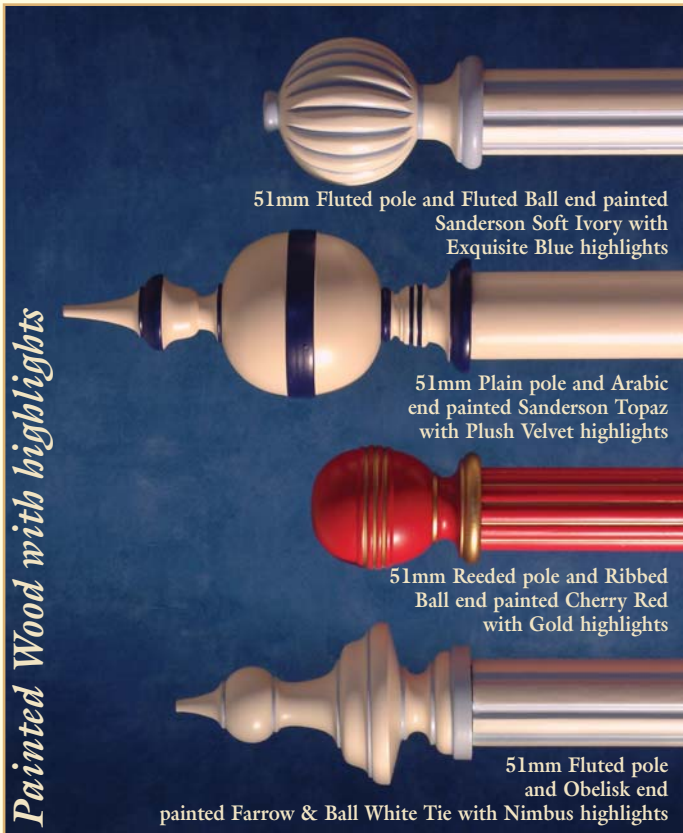


# HAND DECORATED WOOD - A GALLERY

*Hand Decorated - a touch of class*

*The Colour . . . The Finish . . . The choice is yours . . . Spark your imagination - fire your inspiration*

- ◆ *BESPOKE MADE TO MEASURE SERVICE - produced to your specific requirements*
- ◆ *Colour combinations limited only by your imagination*





# COLOURED WOOD - *bright and vibrant*

- ◆ *BESPOKE MADE TO MEASURE SERVICE - produced to your specific requirements*
- ◆ *6 rich vibrant colours with a WEATHERED distressed feel, or bold and RAGGED on a white pole*

## *Weathered Wood*



## *Ragged Wood*





# SPECIALIST FINISHES - *regal splendour* Specialist Finishes

- ◆ *BESPOKE MADE TO MEASURE SERVICE - produced to your specific requirements*
- ◆ *Brass Brackets and Accessories can be finished in ANY of the specialist finishes*

51mm Plain Wood Pole, 210 Plain Ball End  
- **Distressed Farrow & Ball Mouse's Back**

51mm Plain Wood Pole, 260 Fluted Ball End  
- **Distressed Farrow & Ball Elephant's Breath**

51mm Plain Wood Pole, 210R Ribbed Ball End  
- **Distressed Farrow & Ball Pavilion Gray**

51mm Plain Wood Pole, 860 Minaret End  
- **Distressed Farrow & Ball Wimbourne White**



51mm Reeded Wood Pole, 860 Minaret End  
- **Distressed Mahogany & Gold Leaf**

51mm Plain Wood Pole, 210 Plain Ball End  
- **Distressed Mahogany & Gold Leaf**

51mm Fluted Wood Pole, 860 Minaret End  
- **Ebony & Gold Leaf**

51mm Plain Wood Pole, 210 Plain Ball End  
- **Ebony & Gold Leaf**



# SPECIALIST FINISHES - *regal splendour* Specialist Finishes

- ◆ *BESPOKE MADE TO MEASURE SERVICE - produced to your specific requirements*
- ◆ *Brass Brackets and Accessories can be finished in ANY of the specialist finishes*



51mm Plain Wood Pole, 210R Ribbed Ball End  
- **Old Gold Leaf**

51mm Plain Wood Pole, 210 Plain Ball End  
- **Old Gold Leaf**

51mm Plain Wood Pole, 210R Ribbed Ball End  
- **Aged Gold Leaf**

51mm Plain Wood Pole, 260 Fluted Ball End  
- **Aged Gold Leaf**



51mm Plain Wood Pole, 210 Plain Ball End  
- **Graphite**

51mm Plain Wood Pole, 860 Minaret End  
- **Graphite**

51mm Plain Wood Pole, 210R Ribbed Ball End  
- **Distressed Pewter**

51mm Plain Wood Pole, 260 Fluted Ball End  
- **Distressed Pewter**



# SPECIALIST FINISHES - *regal splendour*

## *Specialist Finishes*

- ◆ *BESPOKE MADE TO MEASURE SERVICE - produced to your specific requirements*
- ◆ *Gold Metal Leaf and Silver Metal Leaf is the traditional technique of Gilding using Dutch Metal Leaf.*
- ◆ *We are able to offer a wide range of TONED or DISTRESSED Metal Leaf finishes to match existing fixtures or fittings*

51mm Plain Wood Pole, 210 Plain Ball End  
- **Gold Leaf**

51mm Reeded Wood Pole, 860 Minaret End  
- **Gold Leaf**

51mm Plain Wood Pole, 210 Plain Ball End  
- **Antique Gold Leaf**

51mm Fluted Wood Pole, 860 Minaret End  
- **Antique Gold Leaf**



51mm Plain Wood Pole, 210 Plain Ball End  
- **Silver Leaf**

51mm Reeded Wood Pole, 860 Minaret End  
- **Silver Leaf**

51mm Plain Wood Pole, 210 Plain Ball End  
- **Antique Silver Leaf**

51mm Fluted Wood Pole, 860 Minaret End  
- **Antique Silver Leaf**



# SPECIALIST FINISHES - *regal splendour* Specialist Finishes

- ◆ BESPOKE MADE TO MEASURE SERVICE - *produced to your specific requirements*
- ◆ Other top colours available with a Gold Crackle



51mm Plain Wood Pole, 210 Plain Ball End  
- **Black with Gold Crackle**

51mm Plain Wood Pole, 210 Plain Ball End  
- **White with Gold Crackle**



51mm Plain Wood Pole, 210 Plain Ball End  
- **"Craquelure" glaze**

51mm Plain Wood Pole, 860 Minaret End  
- **"Craquelure" glaze**

◆ *Any Farrow & Ball colour can be use for a "Craquelure" finish, however the darker the colour the "Craquelure" will be less defined*



51mm Plain Wood Pole, 260 Fluted Ball End  
- **Antique White**

51mm Plain Wood Pole, 210R Ribbed Ball End  
- **Antique White**

51mm Plain Wood Pole, 260 Fluted Ball End  
- **Antique Cream**

51mm Plain Wood Pole, 860 Minaret End  
- **Antique Cream**



# SPECIALIST FINISHES - *regal splendour* Specialist Finishes

- ◆ *BESPOKE MADE TO MEASURE SERVICE - produced to your specific requirements*
- ◆ *Brass Brackets and Accessories can be finished in Gold or Silver Leaf to match*

51mm Plain Wood Pole, 210 Plain Ball End  
- **Antique White & Gold Leaf**

51mm Reeded Wood Pole, 606 Pineapple End  
- **Antique White & Gold Leaf**  
◆ *Gold Leaf is applied to every third reed*

51mm Plain Wood Pole, 210 Plain Ball End  
- **Antique White & Silver Leaf**

51mm Reeded Wood Pole, 606 Pineapple End  
- **Antique White & Silver Leaf**  
◆ *Silver Leaf is applied to every third reed*

51mm Plain Wood Pole, 210 Plain Ball End  
- **Antique Cream & Gold Leaf**

51mm Spiral Flute Wood Pole, 715 Pomegranate End  
- **Antique Cream & Gold Leaf**

51mm Plain Wood Pole, 210 Plain Ball End  
- **Antique Cream & Silver Leaf**

51mm Spiral Flute Wood Pole, 715 Pomegranate End  
- **Antique Cream & Silver Leaf**



# SOLID BRASS POLES

## BRASS POLES - traditional values & contemporary trends

- ◆ **BESPOKE MADE TO MEASURE SERVICE** - produced to your specific requirements
- ◆ 3 styles of brass pole
- ◆ 13 PLATED FINISHES on Brass
- ◆ 19mm, 25mm and 32mm suitable for LIGHT to MEDIUM weight curtains
- ◆ 38mm, 51mm, 63mm and 76mm suitable for ALL weights of curtain
- ◆ Finial details shown on [page B9](#)
- ✓ To clean SOLID BRASS simply use a dry dusting cloth. DO NOT use any Chemical Cleaner
- ✓ TAKE CARE – Household Fly Spray will ATTACK and break down the Lacquer used on our poles & fittings
- ✓ TAKE CARE – we recommend the use of gloves when handling or fitting Polished and Lacquered brass poles




### 1208 SMOOTH SOLID BRASS TUBE - POLISHED & LACQUERED

**Stock Unit** - CUT TO SIZE **Stock Length** - 5 metre

Available in the following diameters

	19mm (3/4")	25mm (1")	32mm (1 1/4")	38mm (1 1/2")	51mm (2")	63mm (2 1/2")	76mm (3")
Wall Thickness	18g 1.2	18g 1.2	18g 1.2	18g 1.2	18g 1.2	16g 1.6	16g 1.6mm

- ◆ Can be angled or swept for bay windows
- ◆ Can be corded for STRAIGHT or BAY windows




### 1205 REEDED SOLID BRASS TUBE - POLISHED & LACQUERED

**Stock Unit** - CUT TO SIZE **Stock Length** - 5 metre

Available in the following diameters

38mm (1 1/2")	51mm (2")
------------------	--------------

- ◆ CANNOT be swept or angled for Bay Windows
- ◆ Can be corded for STRAIGHT runs only



### 1209 ROPE TWIST SOLID BRASS TUBE - POLISHED & LACQUERED

**Stock Unit** - CUT TO SIZE **Stock Length** - 5 metre

Available in the following diameters

38mm (1 1/2")	51mm (2")
------------------	--------------

- ◆ CANNOT be swept or angled for Bay Windows
- ◆ Can be corded for STRAIGHT runs only

**IMPORTANT POINT TO NOTE - CENTRE BRACKET RECOMMENDATIONS** (see [Section D](#) for Bracket details)

19mm	25mm	32mm	38mm	51mm	63mm	76mm
1.50m and over (4'11")	1.75m and over (5'9")	2.00m and over (6'7")	2.25m and over (7'4")	2.50m and over (8'2")	2.75m and over (9'0")	2.75m and over (9'0")



By using a "CANNING" double ended pedestal machine we employ a linear polishing method. We polish the pole along the length ensuring that our poles are finished to a superb flawless mirror finish and are devoid of any "spiralling", which is visually apparent when polishing around the pole.

Brass Poles, Stair Rods, Swing Arms and other Brass articles are polished and lacquered within our own extensive workshop facilities, enabling us to carefully monitor quality control.

- See the video at [www.hunterandhyland.co.uk](http://www.hunterandhyland.co.uk)



# Solid Brass Poles

## BRASS POLES - traditional values & contemporary trends

- ◆ **BESPOKE MADE TO MEASURE SERVICE** - produced to your specific requirements
- ◆ 3 styles of brass pole
- ◆ 13 **PLATED FINISHES** on Brass
- ◆ 19mm, 25mm and 32mm suitable for **LIGHT** to **MEDIUM** weight curtains
- ◆ 38mm, 51mm, 63mm and 76mm suitable for **ALL** weights of curtain
- ◆ **Finial details** shown on **page B9**

### 1208 SMOOTH SOLID BRASS TUBE - RAW STATE - UNPOLISHED

**Stock Unit** - CUT TO SIZE **Stock Length** - 5 metre  
Available in the following diameters

	19mm	25mm	32mm	38mm	51mm	63mm	76mm
	(3/4")	(1")	(1 1/4")	(1 1/2")	(2")	(2 1/2")	(3")
Wall	18g	18g	18g	18g	18g	16g	16g
Thickness	1.2	1.2	1.2	1.2	1.2	1.6	1.6mm

- ◆ Can be angled or swept for bay windows
- ◆ Can be corded for **STRAIGHT** or **BAY** windows



### 1205 REEDED SOLID BRASS TUBE - RAW STATE - UNPOLISHED

**Stock Unit** - CUT TO SIZE **Stock Length** - 5 metre  
Available in the following diameters

38mm	51mm
(1 1/2")	(2")

- ◆ **CANNOT** be swept or angled for Bay Windows
- ◆ Can be corded for **STRAIGHT** runs only



### 1209 ROPE TWIST SOLID BRASS TUBE - RAW STATE - UNPOLISHED

**Stock Unit** - CUT TO SIZE **Stock Length** - 5 metre  
Available in the following diameters

38mm	51mm
(1 1/2")	(2")

- ◆ **CANNOT** be swept or angled for Bay Windows
- ◆ Can be corded for **STRAIGHT** runs only



### IMPORTANT POINT TO NOTE - CENTRE BRACKET RECOMMENDATIONS (see Section D for Bracket details)

19mm	25mm	32mm	38mm	51mm	63mm	76mm
1.50m and over (4'11")	1.75m and over (5'9")	2.00m and over (6'7")	2.25m and over (7'4")	2.50m and over (8'2")	2.75m and over (9'0")	2.75m and over (9'0")

### BRASS POLES - ANGLED or SWEEP FOR BAY WINDOWS


- ◆ **ALL** Plain Brass Poles can be angled or swept for bay windows
- ◆ **MINIMUM** radius available on 25mm poles is 51mm (2") C/L/R
- ◆ **MINIMUM** radius available on 32mm and 38mm uncorded poles is 76mm (3") C/L/R
- ◆ **MINIMUM** radius available on 51mm uncorded poles is 100mm (4") C/L/R
- ◆ **MINIMUM** radius available on 63mm uncorded and 38mm, 51mm and 63mm corded poles is 150mm (6") C/L/R
- ◆ **MINIMUM** radius available on 76mm uncorded and corded poles is 190mm (7 1/2") C/L/R
- ◆ For ease and comfort and to avoid unnecessary wear to the fabric, 38mm and above Plain Brass poles can be elegantly corded with the tracking system inserted into the **UNDERSIDE** of the pole (see **page A33** for details)



# *Solid Brass Poles*

## **BRASS POLES** - *traditional values & contemporary trends*

- ◆ **BESPOKE MADE TO MEASURE SERVICE** - *produced to your specific requirements*
- ◆ **13 PLATED FINISHES on Brass**



### **DISTRESSED BRASS**

- ◆ *Spectacular distressing*
- ◆ *Classic vintage look*





### **BURNISHED BRASS**

- ◆ *Soft mellow tone*
- ◆ *A lighter shade than our Standard Antique*



### **ANTIQUE BRASS**

- ◆ *Create the feeling of warmth and graceful ageing with our authentic hand finished ANTIQUE*



### **BRONZE**

- ◆ *Strong aged look*

### **LIGHT BRONZE**

- ◆ *Softer tone than our standard Bronze*



- ◆ *Our Burnished Brass, Antique Brass, Bronze and Distressed Brass finishes are HAND PATINATED, therefore the shade may vary slightly from order to order*
- ◆ *Due to the different manufacturing processes between the solid drawn brass tube and the cast brass fittings and varying percentages of Copper and Zinc found in Brass, a colour variance may be seen on our hand patinated finishes on our poles and fittings, this cannot be avoided and is kept to a minimum*



# BRASS POLES - *traditional values & contemporary trends*

- ◆ *BESPOKE MADE TO MEASURE SERVICE - produced to your specific requirements*
- ◆ *13 PLATED FINISHES on Brass*



**ARMOUR BRIGHT**

- ◆ *Blued Heated Metal effect*




**BLACK NICKEL**



**POLISHED CHROME**

- ◆ *When compared to Nickel, Chrome has a hint of BLUE*



**POLISHED NICKEL**

- ◆ *When compared to Chrome, Nickel has a hint of YELLOW*



**SATIN CHROME**

- ◆ *When compared to Nickel, Chrome has a hint of BLUE*



**SATIN NICKEL**

- ◆ *When compared to Chrome, Nickel has a hint of YELLOW*



**SATIN COPPER**



**POLISHED COPPER**

# WOOD & BRASS POLES - motorised

- ◆ **BESPOKE MADE TO MEASURE SERVICE** - produced to your specific requirements
- ◆ *The epitome of excellence – enjoy the ease and convenience of opening and closing your curtains from the comfort of your sofa or armchair*
- ◆ *Can be used with 51mm, 63mm or 76mm wood or brass poles*
- ◆ *Each pole set comes complete with Motor, Receiver, Transformer with 3m of cable & a fitted 3 pin plug and Hand Held Remote Control*
- ◆ *Suitable for HOME AUTOMATION systems - to be installed ONLY by a qualified electrician*



- ◆ *Details of Brass poles are shown on [pages A23 - A26](#)*
- ◆ *Details of Wood poles are shown on [pages A3 - A22](#)*



# WOOD & BRASS POLES - *motorised* Poles

- ◆ *BESPOKE MADE TO MEASURE SERVICE - produced to your specific requirements*
- ◆ *The epitome of excellence – enjoy the ease and convenience of opening and closing your curtains from the comfort of your sofa or armchair*
- ◆ *Can be used with 51mm, 63mm or 76mm wood or brass poles*
- ◆ *Each pole set comes complete with Motor, Receiver, Transformer with 3m of cable & a fitted 3 pin plug and Hand Held Remote Control*
- ◆ *Suitable for HOME AUTOMATION systems - to be installed ONLY by a qualified electrician*

- ◆ *Motor Housing Offset – ensures curtains run straight and true*
- ◆ *Curtains have no unsightly bulge*
- ◆ *Easy to install – motor fits directly to the pulley housing*
- ◆ *Easy to install – no electrician required*



- ◆ *Motor Housing Offset – ensures curtains run straight and true*
- ◆ *Curtains have no unsightly bulge*
- ◆ *Easy to install – motor fits directly to the pulley housing*
- ◆ *Easy to install – no electrician required*




- ◆ *Motor Housing Offset – ensures curtains run straight and true*
- ◆ *Wear resistant pulley housing equipped with high quality ball bearings*
- ◆ *Reinforced “Kevlar” transport belt for smooth, quiet movement*
- ◆ *Motor can be positioned on either the left or right hand side*
- ◆ *Motorised poles require a minimum projection of 100mm*



# WOOD & BRASS POLES - motorised

## Motorised Poles

- ◆ **BESPOKE MADE TO MEASURE SERVICE** - produced to your specific requirements
- ◆ The epitome of excellence – enjoy the ease and convenience of opening and closing your curtains from the comfort of your sofa or armchair
- ◆ Can be used with 51mm, 63mm or 76mm wood or brass poles
- ◆ Each pole set comes complete with Motor, Receiver, Transformer with 3m of cable & a fitted 3 pin plug and Hand Held Remote Control
- ◆ Suitable for HOME AUTOMATION systems - to be installed ONLY by a qualified electrician



### MOTOR

- ◆ Operating Voltage – 24V
- ◆ Power Output +/- 40 Watt
- ◆ Curtain Speed 15cm/sec
- ◆ Indoor use only
- ◆ Manual Override in case of power failure
- ◆ Dimensions 230mm x 50mm x 70mm

### WIRELESS RECEIVER

- ◆ Indoor use only
- ◆ Dimensions 88mm x 40mm x 23mm



- ◆ Motor is EASY to install - no electrician required
- ◆ Simple place driveshaft into Pulley housing



- ◆ Once located onto the driveshaft, simply twist the motor into position



- ◆ Push the lock slide up to secure the motor in place



# WOOD & BRASS POLES - motorised

## Motorised Poles

- ◆ **BESPOKE MADE TO MEASURE SERVICE** - produced to your specific requirements
- ◆ The epitome of excellence – enjoy the ease and convenience of opening and closing your curtains from the comfort of your sofa or armchair
- ◆ Can be used with 51mm, 63mm or 76mm wood or brass poles
- ◆ Each pole set comes complete with Motor, Receiver, Transformer with 3m of cable & a fitted 3 pin plug and Hand Held Remote Control
- ◆ Suitable for HOME AUTOMATION systems - to be installed ONLY by a qualified electrician

### TRANSFORMER complete with wall cradle

- ◆ Dimensions 107mm x 50mm x 28mm
- ◆ Length of cable to motor 50cm
- ◆ Length of cable to 3 pin plug 3 metres (approx)



### REMOTE CONTROL complete with wall cradle

- ◆ Dimensions 110mm x 60mm x 12mm
- ◆ 3V battery supplied (CR2430)
- ◆ Features: Clock, Manual open/close & Timer
- ◆ 15 channels – each channel can control up to 20 motors
- ◆ Colour – black
- ◆ “Stop” button feature – can stop Curtains at any point
- ◆ Ultra slim and compact



### 11681-6-00 WIRELESS WALL MOUNTED CONTROL SWITCH

Stock Unit EACH

- ◆ Dimensions 85mm x 85mm x 10mm
- ◆ 3v Lithium battery supplied (CR2032)
- ◆ Controls will “Open”, “Close” and “Stop” the travel of the Curtains
- ◆ Colour - Cream
- ◆ Ultra slim and compact
- ◆ Fixing screws and wall plugs provided



*Hunter & Hyland Ltd will not accept liability for resulting damages to property or personal injury if the product has been abused in any way or damaged by improper use or failure to observe the operation instructions*

# WOOD & BRASS POLES - Corded with Rings

- ◆ *BESPOKE MADE TO MEASURE SERVICE - produced to your specific requirements*
- ◆ *Stylish and practical way to avoid continual handling of leading edge of the curtains, preventing soiling and unnecessary wear*
- ◆ *Suitable for all types of curtain headings – all headings must hang BELOW the curtain pole*
- ◆ *For smooth operation and in order to avoid unnecessary strain on the internal mechanics, FULL length curtains should sit just above the floor level and not drag along the floor*
- ◆ *We recommend poles over 300cm (10') are supplied complete with a right hand and a left hand pull*



- ◆ *Inverted Corded Railway poles where the skytrack is inserted into the top of the pole, combines the ease and practicality of our standard corded poles, however have the added beauty and attraction of rings (rings replace the gliders – all other fittings remain the same as the corded pole)*
- ◆ *The overlap arms are designed for a 75mm (3") leading edge when using hand made Pinch pleats or Goblet pleats*
- ◆ *This image of an Inverted Railway pole also shows how neat and discreet an Invisible Support can be. For further details of the Invisible Support please see [page D23](#)*



- ◆ *All 38mm, 51mm, 63mm and 76mm Wood and Brass poles (except the Square, Hexagonal, Carousel and Barley Twist wooden poles), can have an inverted railway system inserted*
- ◆ *Improved mechanics for smoother and quieter operation*
- ◆ *All poles feature a unique "stack back" stop to prevent the curtains from going beyond your desired position, keeping the pleats perfect and your curtains well dressed*
- ◆ *All poles feature a specially formulated siliconised drag resistant tape – to prevent the rings from "grabbing"*  
(Tape is not available on unfinished inverted railway poles or sold separately)
- ◆ *Concealed, discreet ball bearing end pulley ensures effortless movement*



- ◆ *Choice of pulley mechanism available – Traditional cord weights or attractive brass tension pulley on an endless cord*
- ◆ *Cord drop can be easily altered whilst the pole is in situ*
- ◆ *Suitable for use with Electric motors*

- ◆ *Details of Brass poles are shown on [pages A23 - A26](#)*
- ◆ *Details of Wood poles are shown on [pages A3 - A22](#)*




# WOOD & BRASS POLES - Corded with Rings

- ◆ *BESPOKE MADE TO MEASURE SERVICE - produced to your specific requirements*
- ◆ *Stylish and practical way to avoid continual handling of leading edge of the curtains, preventing soiling and unnecessary wear*
- ◆ *Suitable for all types of curtain headings – all headings must hang BELOW the curtain pole*
- ◆ *For smooth operation and in order to avoid unnecessary strain on the internal mechanics, FULL length curtains should sit just above the floor level and not drag along the floor*
- ◆ *We recommend poles over 300cm (10') are supplied complete with a right hand and a left hand pull*

- ◆ *Inverted Corded Railway poles where the skytrack is inserted into the top of the pole, combines the ease and practicality of our standard corded poles, however have the added beauty and attraction of rings (rings replace the gliders – all other fittings remain the same as the corded pole)*
- ◆ *The overlap arms are designed for a 75mm (3") leading edge when using hand made Pinch pleats or Goblet pleats*



- ◆ *Improved mechanics for smoother and quieter operation*
- ◆ *All poles feature a unique “stack back” stop to prevent the curtains from going beyond your desired position, keeping the pleats perfect and your curtains well dressed*
- ◆ *All poles feature a specially formulated siliconised drag resistant tape – to prevent the rings from “grabbing”*  
*(Tape is not available on unfinished inverted railway poles or sold separately)*
- ◆ *Concealed, discreet ball bearing end pulley ensures effortless movement*



*Final assembly is made to an inverted corded brass railway pole by our experienced member of staff. Gloves are worn to protect the lacquer when handling the pole*

- ◆ *Suitable for use with Electric motors*
- ◆ *All inverted corded railway poles are treated with Hunter & Hyland silicone spray to aid continual smooth running and operation and then tested before leaving the factory (see [page H6](#) for details)*




# WOOD & BRASS POLES - Corded with Gliders

- ◆ **BESPOKE MADE TO MEASURE SERVICE** - produced to your specific requirements
- ◆ Stylish and practical way to avoid continual handling of leading edge of the curtains, preventing soiling and unnecessary wear
- ◆ Suitable for all types of curtain headings – all headings must hang **BELOW** the curtain pole
- ◆ For smooth operation and in order to avoid unnecessary strain on the internal mechanics, **FULL** length curtains should sit just above the floor level and not drag along the floor
- ◆ We recommend poles over 300cm (10') are supplied complete with a right hand and a left hand pull



- ◆ All 38mm, 51mm 63mm and 76mm Wood poles (except the Square, Hexagonal, Carousel and Barley Twist poles) can be corded with Hunter & Hyland Skytrack
- ◆ All 38mm, 51mm 63mm and 76mm BRASS poles can be corded with Hunter & Hyland Skytrack



- ◆ Concealed, discreet ball bearing end pulley ensures effortless movement
- ◆ Corded Railway poles with Skytrack inserted into the underside of the pole come complete with Gliders (12 per metre) Brass Overlap Arms and a 300cm Cord drop
- ◆ Gliders can be easily **ADDED** or **REMOVED** by using the specially designed Pulley and unique Swivel Plate Assembly (Full instructions included)
- ◆ The overlap arms are designed for a 75mm (3") leading edge when using hand made Pinch Pleats or Goblet Pleats
- ◆ Improved PTFE coated gliders – for smoother, quieter operation and reduction in friction
- ◆ Choice of Bracket available –  
 Overclip End Bracket – as shown on the Brass Pole or  
 Standard End Bracket – as shown on the Wooden Pole  
 See **Section D** for details



- ◆ Choice of pulley mechanism available – Traditional cord weight or attractive brass tension pulley on an endless cord
- ◆ Cord drop can be easily altered whilst the pole is in situ
- ◆ Suitable for use with Electric motors

- ◆ Details of Brass poles are shown on [pages A23 - A26](#)
- ◆ Details of Wood poles are shown on [pages A3 - A22](#)
- ◆ Details of Brass Overclip Brackets for use with railway poles are shown on [page D19](#)



# WOOD & BRASS POLES - Corded with Gliders

- ◆ *BESPOKE MADE TO MEASURE SERVICE - produced to your specific requirements*
- ◆ *Stylish and practical way to avoid continual handling of leading edge of the curtains, preventing soiling and unnecessary wear*
- ◆ *Suitable for all types of curtain headings – all headings must hang BELOW the curtain pole*
- ◆ *For smooth operation and in order to avoid unnecessary strain on the internal mechanics, FULL length curtains should sit just above the floor level and not drag along the floor*
- ◆ *We recommend poles over 300cm (10') are supplied complete with a right hand and a left hand pull*

- ◆ *Unless stated otherwise and where ever possible, we will complement the colour of the Skytrack to the colour of the pole.  
(Coloured track is NOT available on unfinished railway poles)*
- ◆ *A guideline list outlining the Skytrack colours used in our Railway Poles can be found on [page A42](#)*
- ◆ *Unfinished railway poles will be fitted with GOLD Skytrack*




- ◆ *Plain, Fluted and Reeded Wood and Plain Brass corded railway poles can be bent and angled for Bay Windows*
- ◆ *We recommend the use of Tension Pulley's for ALL Bent, Angled or Swept Bay Windows*



*Final assembly is made to a wooden corded railway pole by an experienced member of staff*

- ◆ *ALL corded railway poles are tested for smooth running and operation before leaving the factory*
- ✓ *Create a stunning effect by FABRIC COVERING a railway pole  
(You must specify this as the channel will be made wider)*



# WOOD & BRASS POLES - for Bay Windows

## Bay Windows

- ◆ **BESPOKE MADE TO MEASURE SERVICE** - poles produced to your specific requirements
- ◆ Wood and Brass poles are bent to a 152mm (6") centre line radius (approx)
- ◆ An accurate template or drawing showing angles or cross measures **MUST** be provided
- ◆ Plain Brass, and Plain, Reeded or Fluted Wood poles can be angled for bay windows
- ◆ Plain Brass, and Plain, Reeded or Fluted Wood bay poles can be corded either as a standard railway pole or an inverted railway pole\*  
\*Limitations may apply for wood inverted railway poles dependent on size, angles and span
- ◆ ALL diameters of Brass, Acryl-ik, and Iron can be bent, angled or swept
- ◆ Wood poles 38mm diameter and above can be bent, angled or swept
- ◆ 38mm Wood Railway Poles are NOT suitable for bay windows



### MITRED POLES

- ◆ Wood and Brass Poles can be MITRED for bay windows
- ◆ Mitred poles are supplied as separate pieces, we DO NOT join them
- ◆ Please be aware that rings WILL not pass easily around a mitred corner



### WOOD POLES - ANGLED or SWEEP FOR BAY WINDOWS

- ◆ ALL plain, reeded, square and fluted poles can be angled or swept for bay windows
- ◆ MINIMUM radius available on corded poles is 150mm (6") CLR
- ◆ MINIMUM radius available on uncorded poles is 63mm (2 1/2") C/L/R
- ◆ For ease and comfort and to avoid unnecessary wear to the fabric 51mm and above Plain, Reeded and Fluted poles can be elegantly corded with the tracking system inserted into the **UNDERSIDE** of the pole (see [page A33](#) for details)



### BRASS POLES - ANGLED or SWEEP FOR BAY WINDOWS

- ◆ ALL Plain Brass Poles can be angled or swept for bay windows
- ◆ MINIMUM radius available on 25mm poles is 51mm (2") C/L/R
- ◆ MINIMUM radius available on 32mm and 38mm uncorded poles is 76mm (3") C/L/R
- ◆ MINIMUM radius available on 51mm uncorded poles is 100mm (4") C/L/R
- ◆ MINIMUM radius available on 63mm uncorded and 38mm, 51mm and 63mm corded poles is 150mm (6") C/L/R
- ◆ MINIMUM radius available on 76mm uncorded and corded poles is 190mm (7 1/2") C/L/R
- ◆ For ease and comfort and to avoid unnecessary wear to the fabric, 38mm and above Plain Brass poles can be elegantly corded with the tracking system inserted into the **UNDERSIDE** of the pole (see [page A33](#) for details)
- ◆ Due to the manipulation process a very slight distortion may occur on the inside edge of the pole, this cannot be avoided and is barely noticeable



# BESPOKE POLES FOR BAY WINDOWS

*Bay Poles*

- ◆ *BESPOKE MADE TO MEASURE SERVICE - poles produced to your specific requirements*
- ◆ *Wood and Brass poles are bent to a 152mm (6") centre line radius (approx)*
- ◆ *An accurate drawing showing measures and angles or a template MUST be provided*
- ◆ *Plain Wood and Brass Bay Poles can be corded either as a standard railway pole or an inverted railway pole\**
- ◆ *Reeded and Fluted Wood poles can also be angled for bay windows*
- ◆ *Reeded and Fluted poles can also be corded either as a standard railway pole or an inverted railway pole\**
- ◆ *All diameters of Brass, Acryl-ik and Iron pole can be bent, angled or swept*
- ◆ *Wood poles 38mm diameter and above can be bent, angled or swept*

*\*Limitations may apply for wood inverted railway poles dependent on size and span*

*We are also able to ANGLE and BEND our "Square" poles . . .*



*. . . as well as being able to achieve VERY TIGHT angles in order to return the pole outside of the window recess, thereby maximising the amount of natural light coming into the room.*

*(Not suitable for corded poles due to the restriction of bending our Skytrack)*

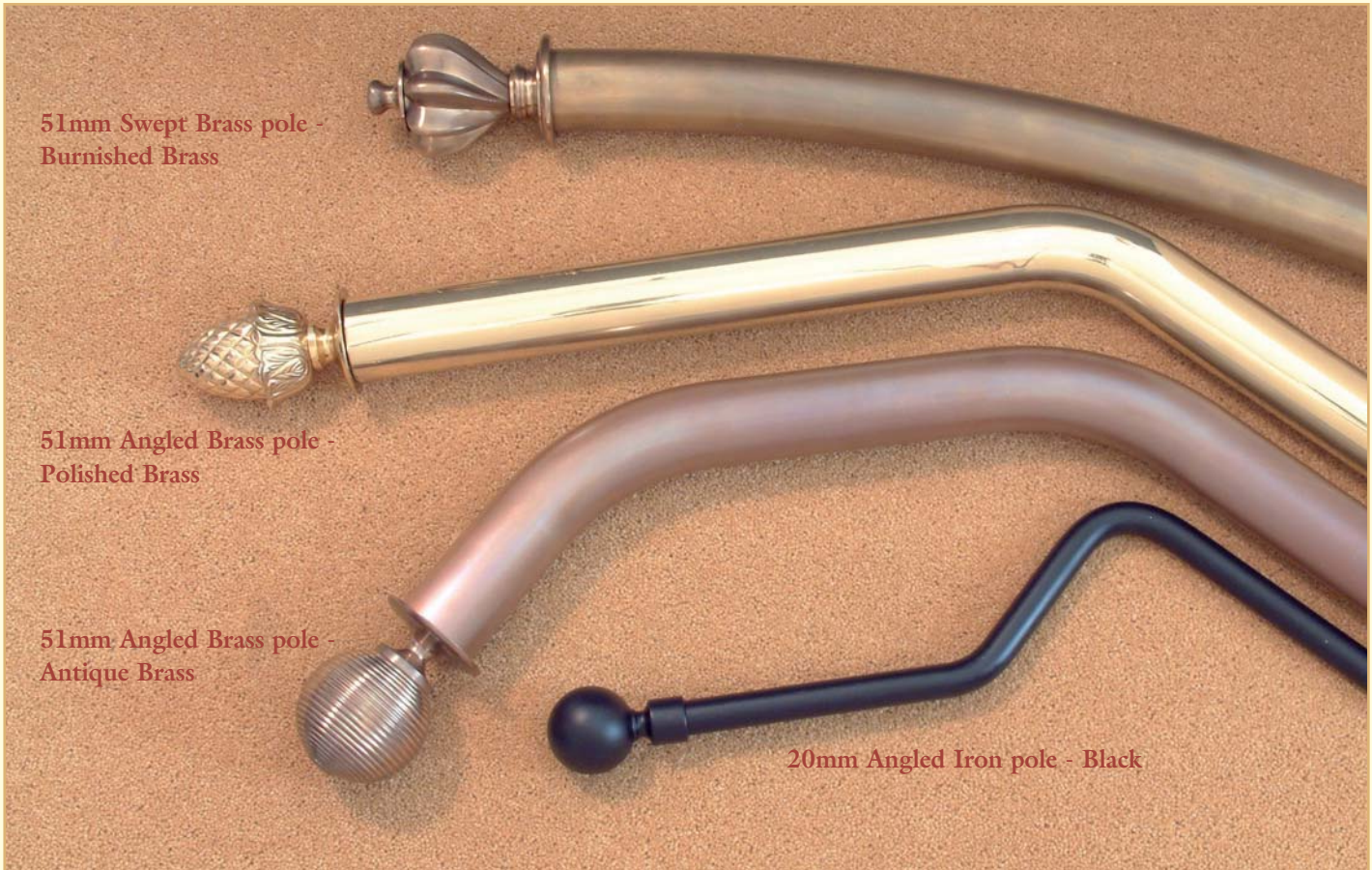


*After being finished by hand, our experienced Brass Polisher uses an electric hand polishing mop on our bent and angled brass poles, before being spray lacquered ensuring a flawless finish.*



# BESPOKE POLES FOR BAY WINDOWS

◆ *BESPOKE MADE TO MEASURE SERVICE - poles produced to your specific requirements*




51mm Swept Brass pole -  
Burnished Brass

51mm Angled Brass pole -  
Polished Brass

51mm Angled Brass pole -  
Antique Brass

20mm Angled Iron pole - Black



A finished example of an angled Wooden pole


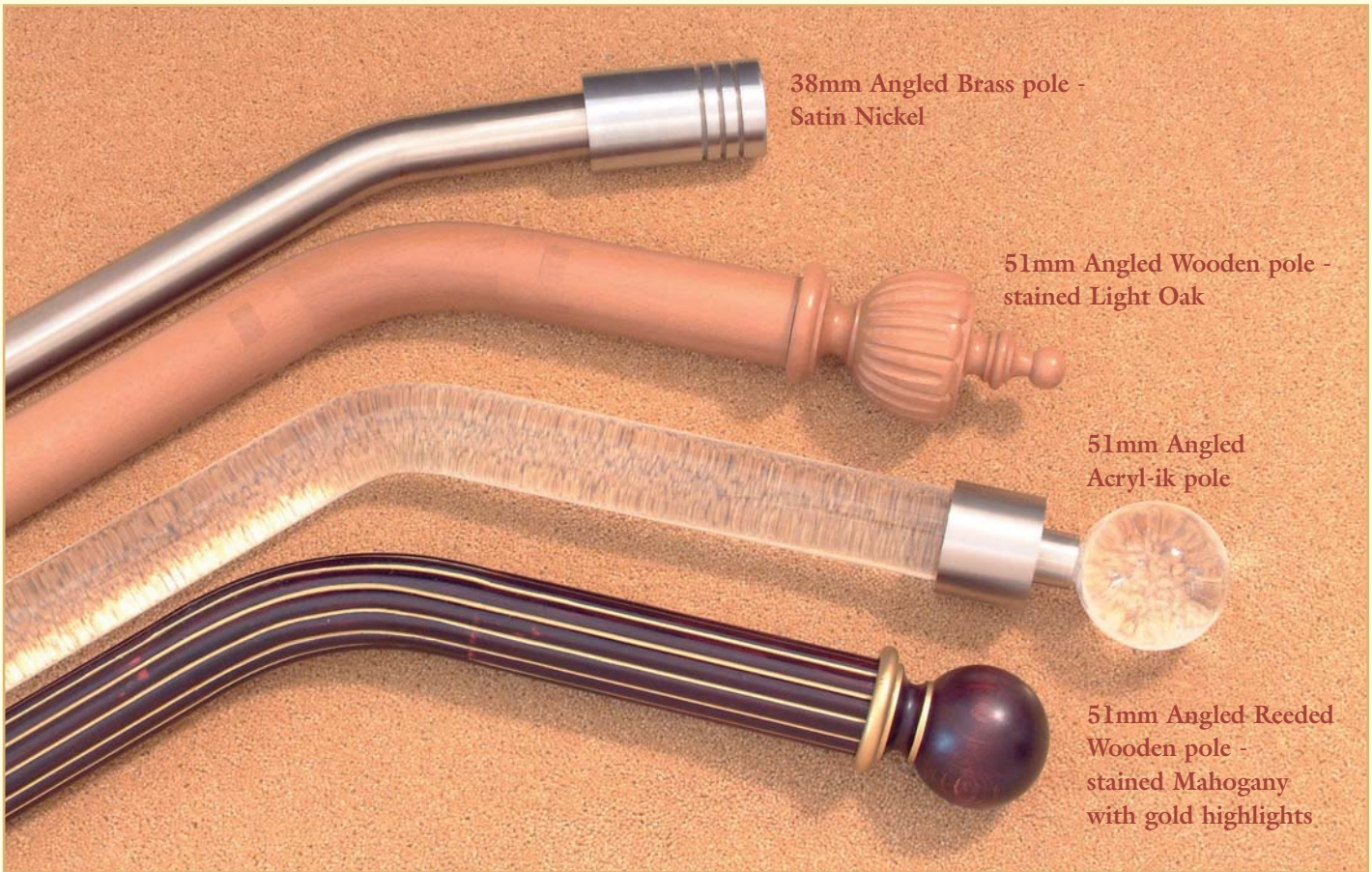


A finished example of a swept Brass pole



# BESPOKE POLES FOR BAY WINDOWS

◆ BESPOKE MADE TO MEASURE SERVICE - poles produced to your specific requirements



## INSTRUCTIVE DIAGRAMS for BAY WINDOWS

Account number (if known) \_\_\_\_\_

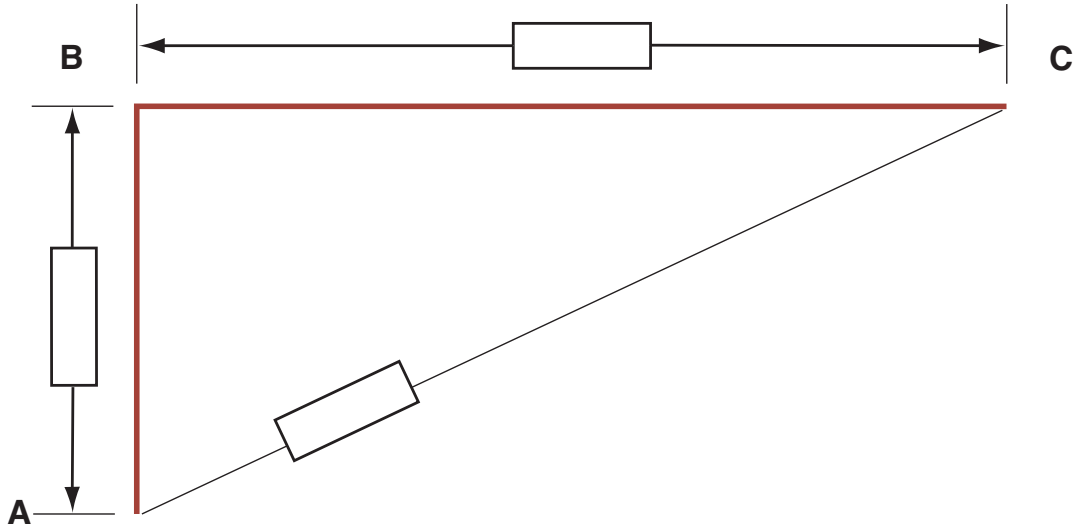
Company Name \_\_\_\_\_

Address \_\_\_\_\_

Telephone no. \_\_\_\_\_

Instructive diagrams for bay windows are available to download from our website visit [www.hunterandhyland.co.uk](http://www.hunterandhyland.co.uk)

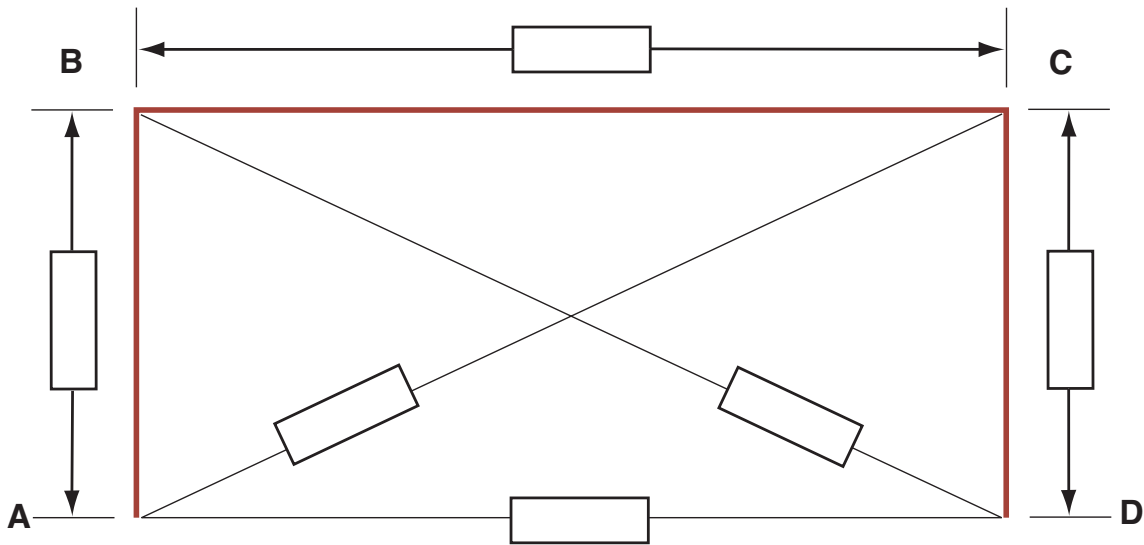
### SINGLE BEND BAY



Are measures IMPERIAL or METRIC, WALL or RAIL sizes, delete as appropriate

Angles at B=

### TWO BEND SQUARE BAY



Are measures IMPERIAL or METRIC, WALL or RAIL sizes, delete as appropriate

Angles at B=

C=



## INSTRUCTIVE DIAGRAMS for BAY WINDOWS

Account number (if known) \_\_\_\_\_

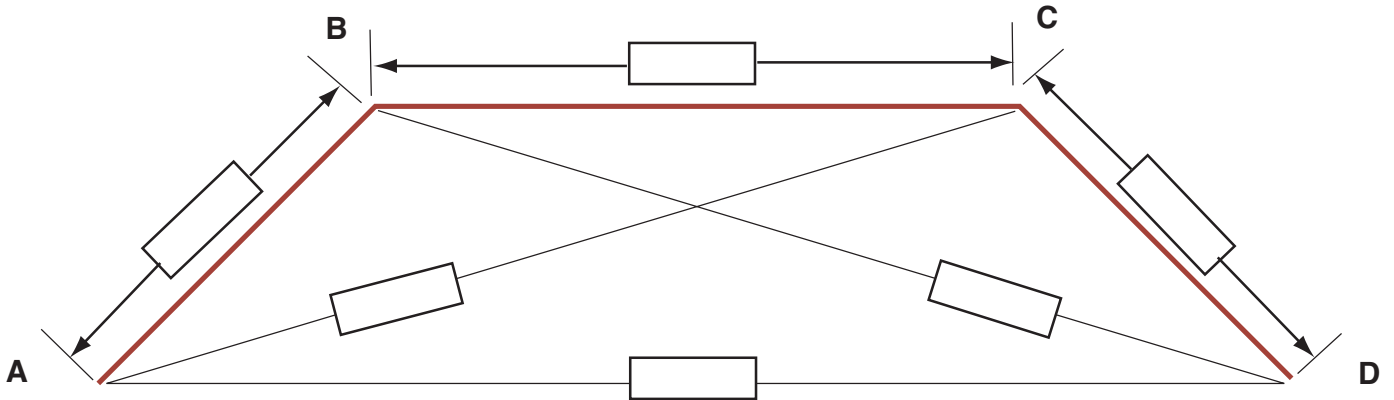
Company Name \_\_\_\_\_

Address \_\_\_\_\_

Telephone no. \_\_\_\_\_

Instructive diagrams for bay windows are available to download from our website visit [www.hunterandhyland.co.uk](http://www.hunterandhyland.co.uk)

### TWO BEND SPLAYED BAY

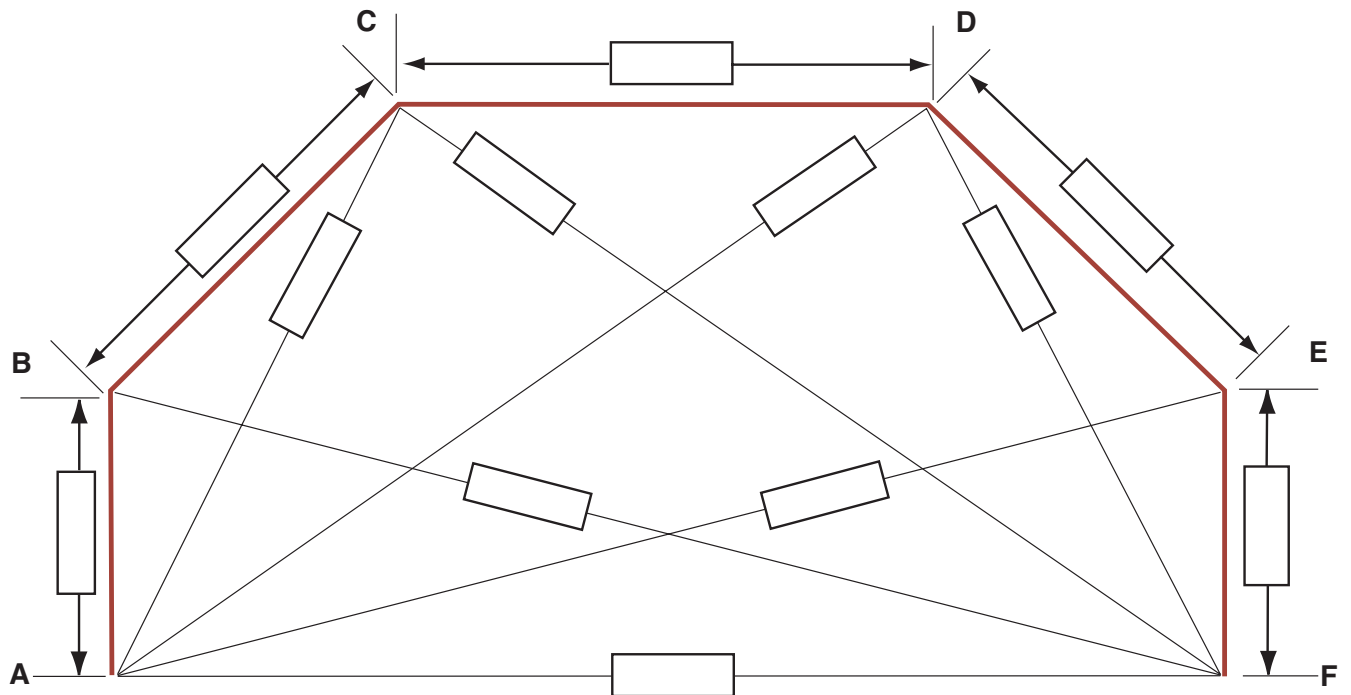


Are measures IMPERIAL or METRIC, WALL or RAIL sizes, delete as appropriate

Angles at B=

C=

### FOUR BEND BAY



Are measures IMPERIAL or METRIC, WALL or RAIL sizes, delete as appropriate

Angles at B=

C=

D=

E=

## INSTRUCTIVE DIAGRAMS for BAY WINDOWS

Account number (if known) \_\_\_\_\_

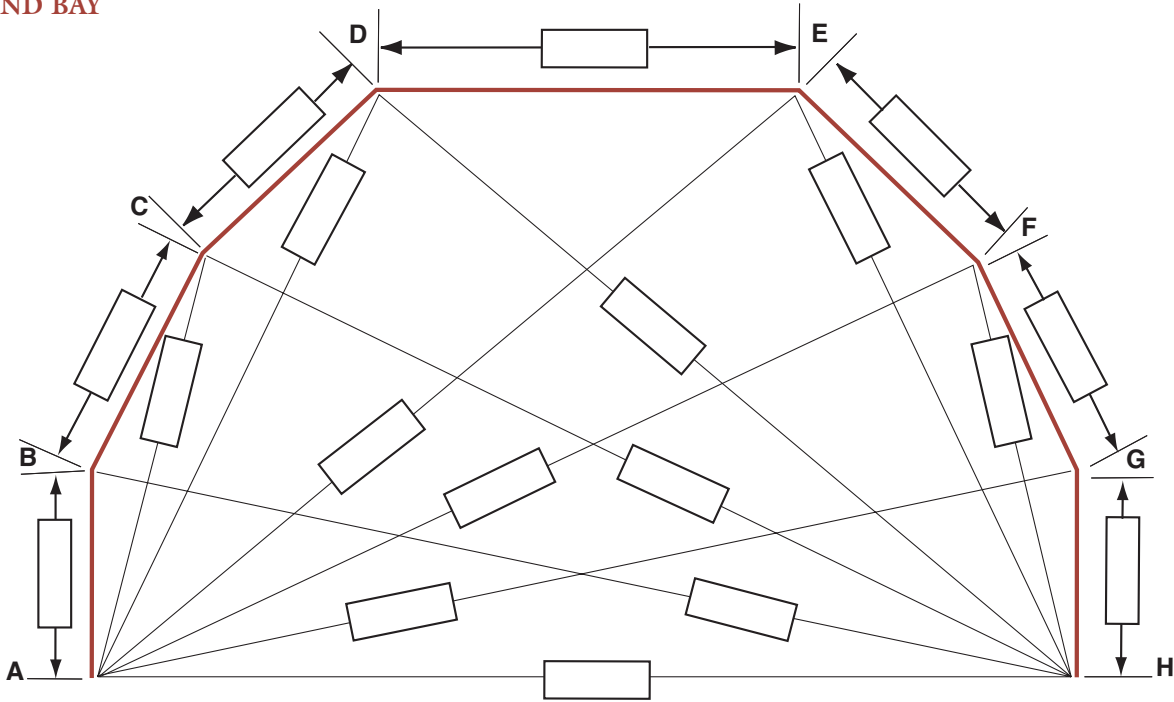
Company Name \_\_\_\_\_

Address \_\_\_\_\_

Telephone no. \_\_\_\_\_

Instructive diagrams for bay windows are available to download from our website visit [www.hunterandhyland.co.uk](http://www.hunterandhyland.co.uk)

### SIX BEND BAY



Are measures IMPERIAL or METRIC, WALL or RAIL sizes, delete as appropriate

Angles at B=

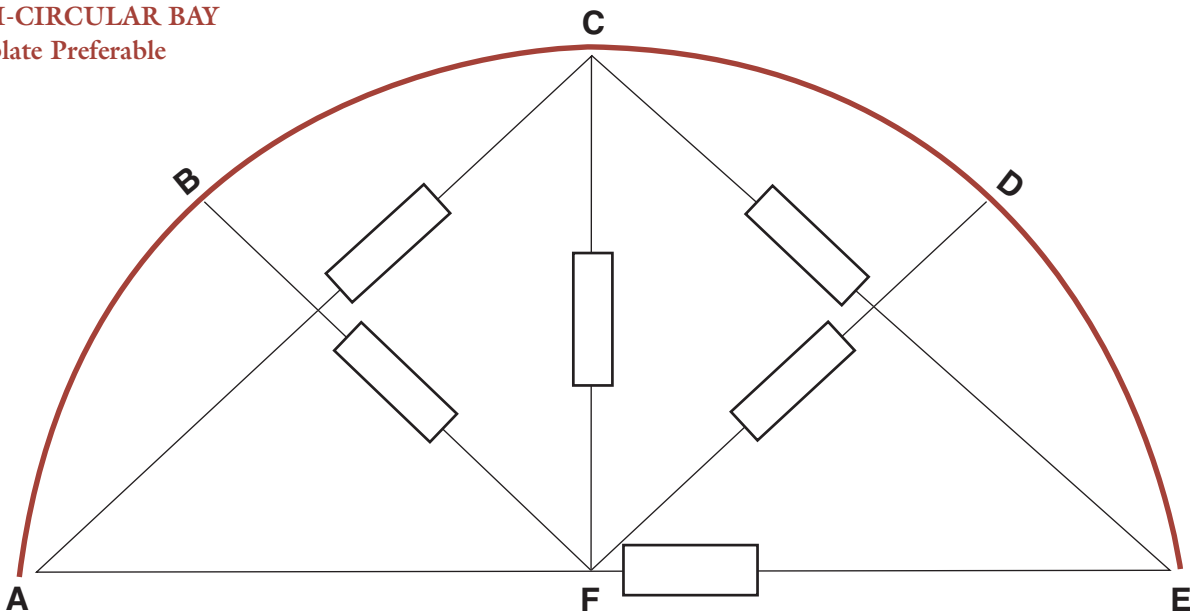
C=

D=

E=

### SEMI-CIRCULAR BAY

Template Preferable



Are measures IMPERIAL or METRIC, WALL or RAIL sizes, delete as appropriate



# WOOD & BRASS POLES - Corded with Gliders

## ◆ RECOMMENDED SKYTRACK COLOURS

### WOOD RAILWAY POLES

Pole Colour	Skytrack Colour
Antique Cream	Gold
Antique Cream & Gold Leaf	Gold
Antique Cream & Silver Leaf	Gold
Antique Gold Leaf	Gold
Antique Mahogany	Bronze
Antique Pine	Gold
Antique Silver Leaf	Bronze or Silver
Antique White	White
Antique White & Gold Leaf	White or Gold
Antique White & Silver Leaf	White or Silver
Apple Green	Gold
Beach Yellow	Gold
Black	Black
Blueberry	Gold
Brown Mahogany	Black
Chalkwax Antique Pine	Gold
Chalkwax Country Oak	Gold
Chalkwax Dark Oak	Bronze
Chalkwax Light Oak	Bronze or Gold
Chalkwax Medium Oak	Bronze
Chalkwax Walnut	Bronze
Cherry Blossom	Gold
Country Oak	Gold
Cream	White
Dark Oak	Bronze
Distressed Mahogany	Bronze
Driftwood	Gold or Bronze
Ebony	Black
French Blue	Brass
Gardenia	White
Gold Leaf	Gold
Golden Oak	Gold
Jacobean	Black
Light Oak	Gold or Bronze
Limed	White
Mahogany	Black
Mediterranean Blue	Brass
Medium Oak	Bronze
Natural	Gold
Other Paint colours	will be at our discretion
PJ Pine	Gold
Pale Gold	Gold
Rosewood	Bronze
Sage Green	Gold
Silver Leaf	Silver
Terracotta	Gold
Walnut	Bronze
White	White
Yew	Gold or Bronze

### BRASS RAILWAY POLES

Pole Colour	Skytrack Colour
Antique Brass	Bronze
Armour Bright	Black
Black Nickel	Black
Bronze	Bronze
Burnished Brass	Gold
Distressed Brass	Bronze or Gold
Gun Metal	Black or Silver
Light Bronze	Bronze
Polished Brass	Gold
Polished Chrome	Silver
Polished Copper	Gold
Polished Nickel	Silver
Satin Chrome	Silver
Satin Copper	Gold
Satin Nickel	Silver

### IMPORTANT POINTS TO NOTE

- ◆ *This is NOT a definitive list. It will always remain flexible and is NOT to be used as a guarantee of the track colour.*
- ◆ *Unless otherwise specified we will base the track colour on what we believe to be the BEST complementary match to the pole.*
- ◆ *Due to our unrivalled and extensive choice of pole colours available it is NOT possible to list EVERY pole/track colour combination.*

