

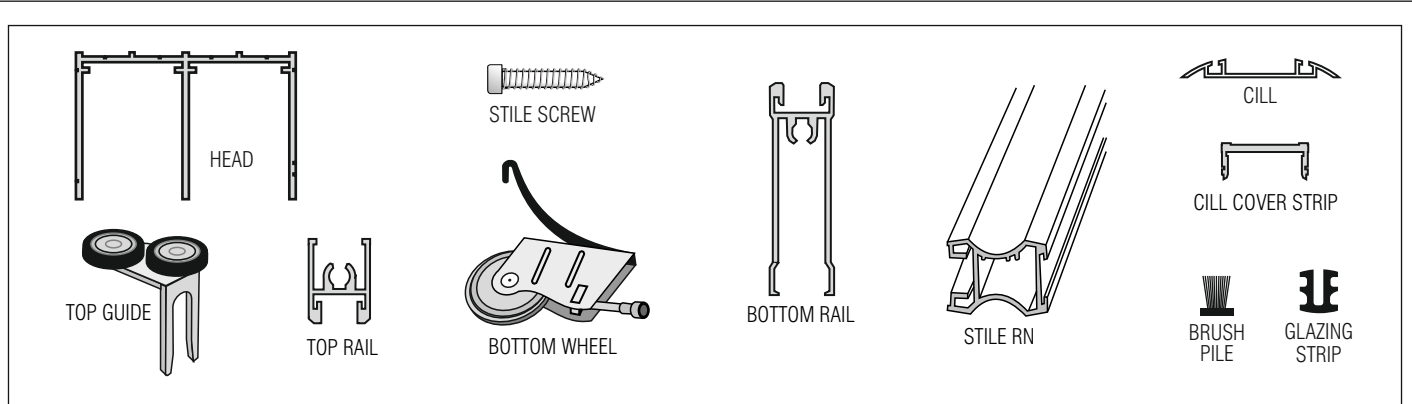
# Mirror Door Systems Ltd

Unit 6, Capitol Industrial Centre, Fulmar Way, Wickford, Essex SS11 8YW, UK  
 Telephone: +44 (0) 1268 573357 · Facsimile: +44 (0) 1268 573358  
 www.mirrordoor.co.uk · Email: salesmids@mirrordoor.co.uk

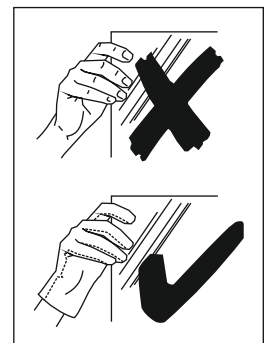
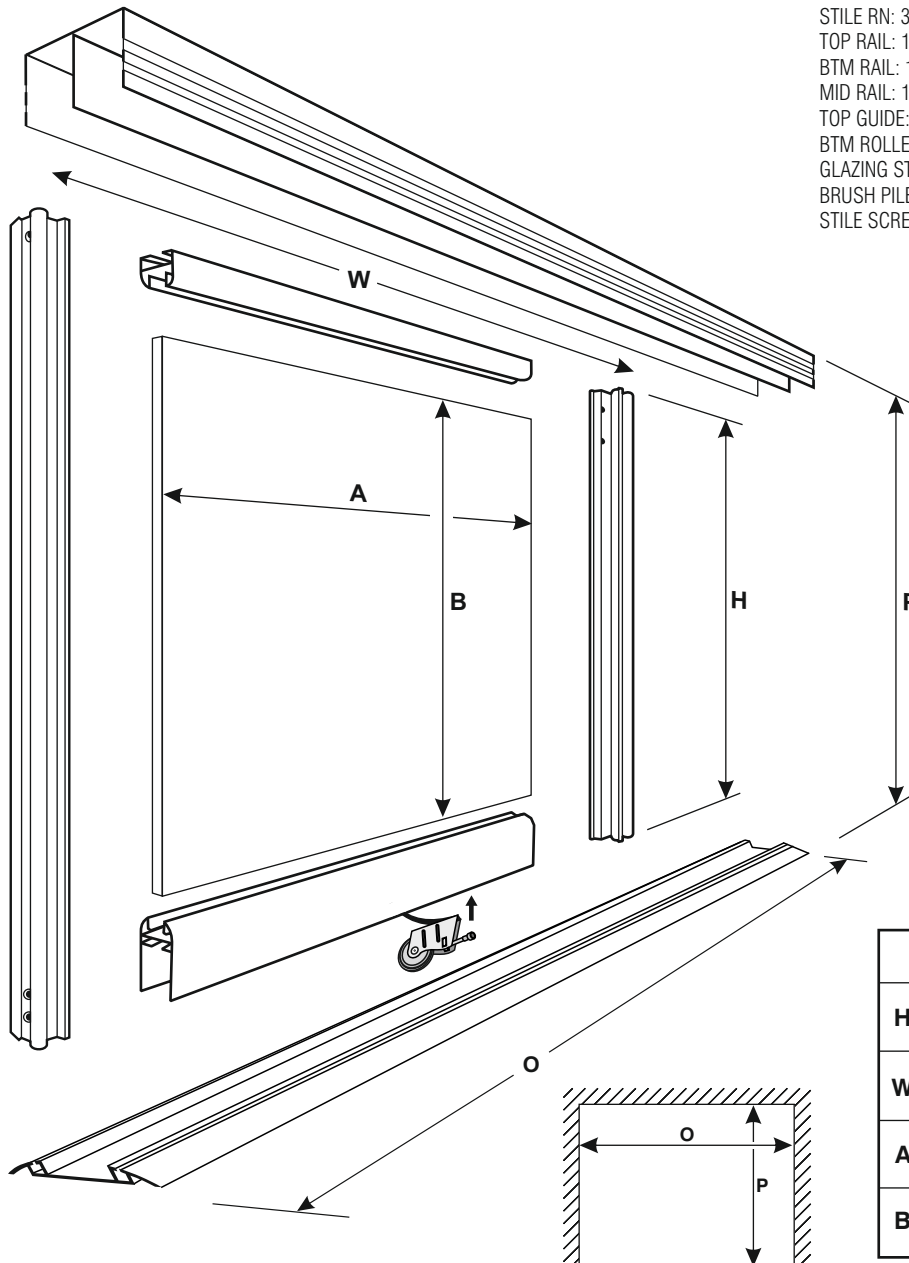


## CERRONI RN


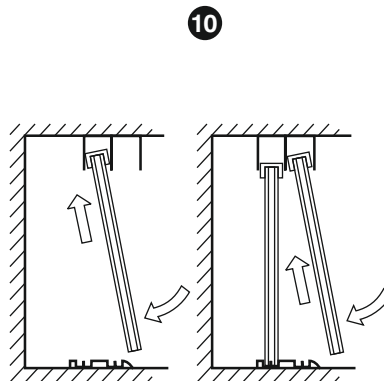
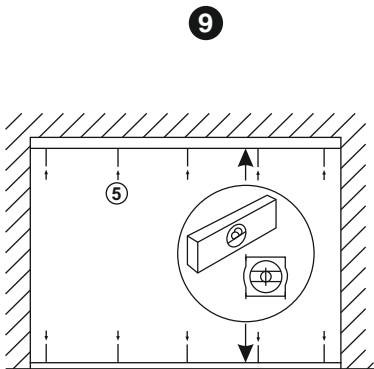
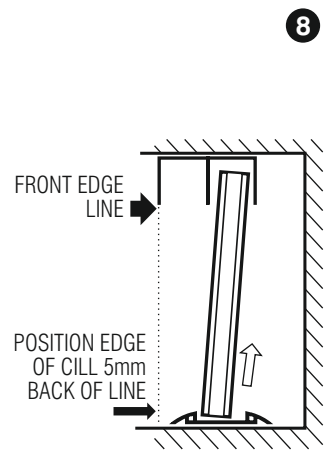
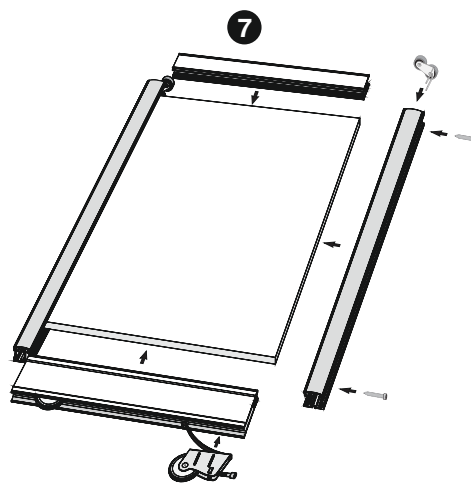
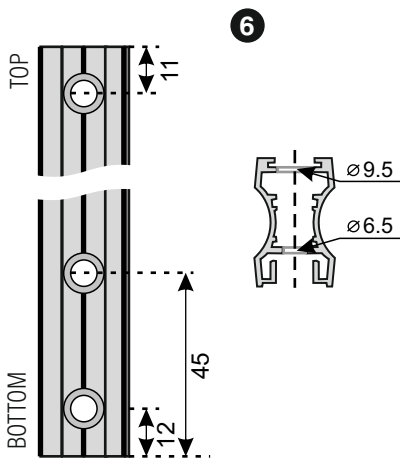
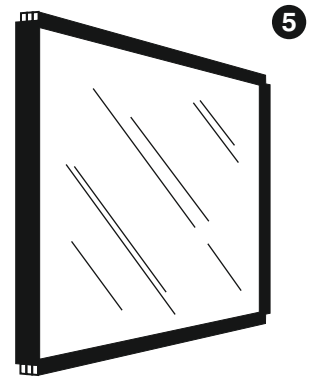
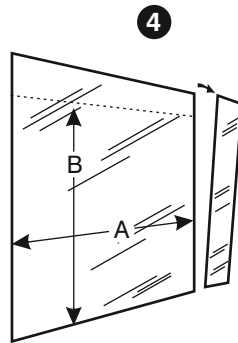

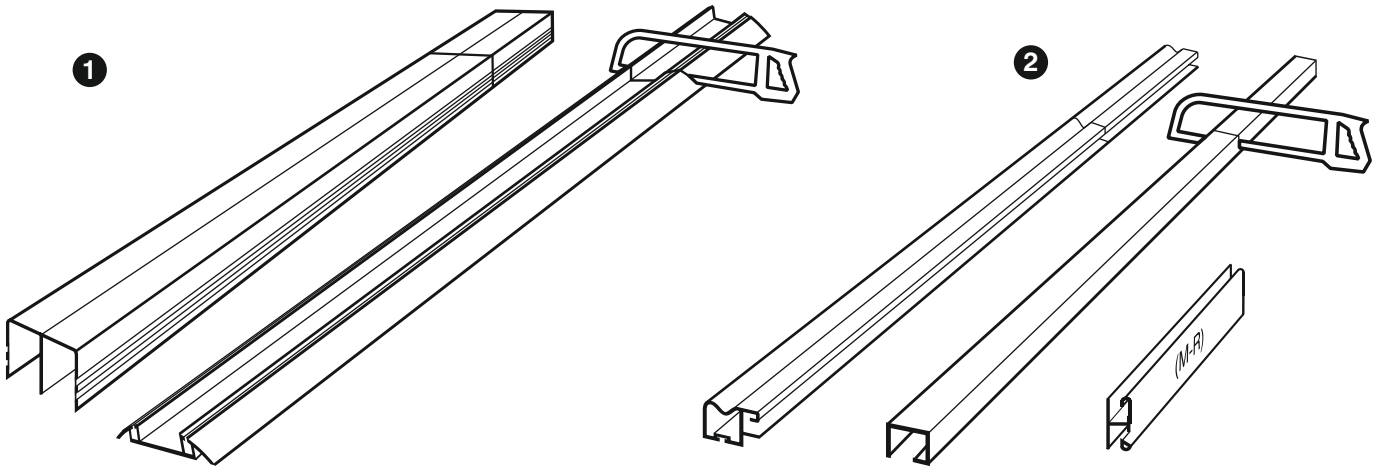
### ALUMINIUM WARDROBE SYSTEM FIXING INSTRUCTIONS



HEAD: 56mm width x 37mm high  
 CILL: 48mm wide x 8mm high  
 CILL COVER: 16mm wide x 6mm high  
 STILE RN: 35mm wide x 21mm high x 10mm throat  
 TOP RAIL: 18mm wide x 24mm high  
 BTM RAIL: 18mm wide x 58mm high  
 MID RAIL: 18mm wide x 16mm high  
 TOP GUIDE: Twin bearing rollers  
 BTM ROLLER: Steel cased nylon wheel 40kg  
 GLAZING STRIP: 4mm / 6mm  
 BRUSH PILE: 11mm x 3mm non-adhesive  
 STILE SCREW: 6.3mm x 32mm



<b>H</b>	P - 38mm	P - 38mm	P - 38mm
<b>W</b>	$\frac{O + 35mm}{2}$	$\frac{O + 70mm}{3}$	$\frac{O + 70mm}{4}$
<b>A</b>	W - 58mm	W - 58mm	W - 58mm
<b>B</b>	H - 72mm	H - 72mm	H - 72mm



**NB • When installing top guides and bottom rollers, apply nominal pressure in order not to touch the glass mirror.**