

All About Halloween

Ideas for how to use your different assistive tech devices for activities all about Halloween.

Free Downloadable Activities

FREE ChooseIt! Maker 3 activities (no subscription required)

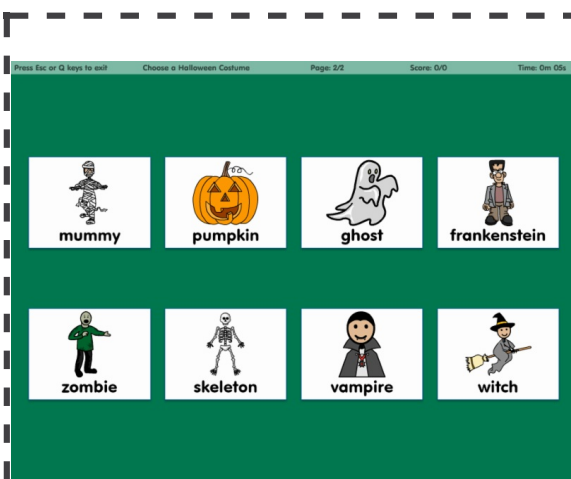
Simply download the free iPad app (or go to your account if you have a subscription), redeem the sharecodes below, then get started!



Ready To Use For All

Choose how to decorate a pumpkin! First choose whether to paint it or carve it, then choose the image that you want: a cat, witch, face, haunted house, spider, or ghost. Even if students can't physically carve the pumpkin themselves, this activity allows them to be involved by making creative choices in the pumpkin decorating process.

Sharecode: XRJMCH



Download and Personalize (subscription required to edit)

Choose what to be for Halloween. This example activity uses generic Halloween costume options, but instead you could edit the activity to be some of your child's favorite characters or costume ideas that you think they would enjoy dressing up as. Then let them choose their favorite!


Sharecode: QFPWKR

[Click here to download the free iPad app](#)

[Click here to subscribe or start a free 2 week trial](#)

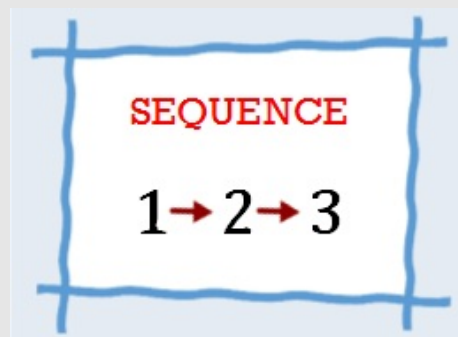
Communication Corner

Ideas for using the [SmoothTalker](#) (or other switch communicators) in activities about Halloween




Trick or Treat

Take the SmoothTalker trick or treating! Mount the device on the wheelchair and make sure it's easily accessible as kids go from house to house. When they get to the door, press the SmoothTalker to say "trick or treat". A great, inclusive way for nonverbal kids to be involved in the treat or treating fun!




Count Pumpkins

Program a sequential series of numbers into the SmoothTalker. Line up a row of pumpkins (or other Halloween object). Have the student press the SmoothTalker to count each pumpkin one at a time. You can even paint numbers on the pumpkins to help students as they count them.




Make Spooky Sounds

Program in various spooky sounds. The student can press their device to play out Halloween themed sounds. Some examples include ghost moans, witch cackles, cat meows, creaky doors, wind blowing, trees rustling, werewolves howling, and more!



Add Sound Effects to Costume

Add sound effects to a Halloween costume. For example, if your child is Buzz Lightyear, the SmoothTalker could say "To infinity and beyond" and the external switch could say "Buzz Lightyear to the rescue". Or if your child is a cat, the SmoothTalker could make a meowing sound or the external switch could make a hissing sound.



Tell a Halloween Joke

Have students tell Halloween jokes to each other. Here are a few examples to get you started:

A: What do mummies like listening to on Halloween?

B: I don't know

A: Wrap music

A: Knock knock

B: Who's there?

A: Boo

B: Boo who?

A: Don't cry its only a joke!



Choose a Costume

Program in a series of costume options that your child can be for Halloween. He or she can auditory scan through the character options, then press the SmoothTalker to communicate which one they want to be.

You can even do this to choose elements of the costume. For example, if your child is a witch, choose between a black hat, a glitter hat, a hat with a green spider web, a hat with an orange bow, etc.



Different devices can perform different ideas in this section.

Be aware of what device you have and what functions it can perform.

Only the SmoothTalker can operate in all six of the above modes

[SHOP NOW](#)

HelpKidzLearn Halloween Activities

HelpKidzLearn is a subscription service of ready made, accessible learning activities (access using a mouse, touch screen, interactive classroom display, single switch, two switches, and eye gaze).

The following are available activities that address this week's theme of Halloween.



Haunted House

Skills: timing, targeting

A spooky, silly haunted house! When the light in a window turns on, click that window, look at it with EyeGaze, or press the switch to catch the monster! Watch them say a Halloween hello!



Auntie Maggie's Recipe

Skills: Errorless choicemaking, creativity

Get creative adding different ingredients to a potion and see what effect the potion has on the character! Create different Halloween monsters!



Card Maker

Skills: creativity, errorless choice making, early literacy

Create a Halloween card! Choose your font, color, image, and decorations. After you've finished, you can print out our card and share your creation!



Face Maker

Skills: creativity, errorless choice making

Get in the dressing up spirit of Halloween! Choose a face to decorate with different mouths, beards, noses, hair, hats, and glasses.



HelpKidzLearn is full of exciting characters! Maybe there's an activity to match your child's costume? Choose from lots of games, stories, and songs that could get your students in the spirit of their characters!


Shoot hoops like a basketball player, blast off a rocket like an astronaut, drive a digger like a construction worker, hunt for treasure like a pirate, sing a counting song about firefighters, rockstars, superheros, witches, aliens, and more!

What will your kids be for Halloween? What HelpKidzLearn activities match their costumes?

[Click here to access the HelpKidzLearn Games and Activities](#)

It's so APPLICable

The [APPLICator](#) is an easy-to-use switch interface that lets you use switches to access your iDevice.



The Quick Media mode on the APplicator quickly converts a switch press into a play/pause, skip forward, skip backward, or play for 10 seconds command.

Download your favorite Halloween songs to your iDevice and turn your switch users into DJs! Play and pause the music, skip forwards and backwards between tracks, or use the 10 second feature as a rewarding cause and effect activity.

Early Environmental Control

The [iClick](#) lets you to control appliances with either switches or an iPad



Light up a pumpkin. Put lights inside your carved pumpkin and use the iClick to turn them on and make the pumpkin glow!

Turn the pumpkin insides into something delicious. Use the insides of your pumpkin for baking! Your users can operate the blender / mixer / food processor / whatever kitchen appliance you use.

Turn on the Halloween lights and decorations. Plug your Halloween decorations into the iClick, and your users can turn them on and off. Even better - plug in two different decorations and let the user choose which ones they want!

Make a ghost. Get creative with a fan, a white sheet, a black marker, and a floor lamp. Draw eyes on a white sheet and hang it over a floor lamp to look like a ghost. Place a fan under the sheet, pointing upwards. Plug the fan and the lamp into the iClick. Your user can turn on the lamp to make the ghost glow in the dark, turn on the fan to make the ghost move around, or both! Just don't forget to label your switches so your user knows which switch makes the ghost do which action, or use the iPad app and make the buttons actual pictures of what it makes the ghost do.

ClassMate

The Inclusive ClassMate is available as either a windows 10 [tablet](#) or windows 10 [PC](#) and comes pre-installed with all 50 of our top software titles.



Like with the HelpKidzLearn activities, there are so many different characters included in the software on the ClassMate. Have a look through the activities and see if your child's Halloween costume matches any of the characters from the ClassMate software!

Community Collaboration

When we say we're a community, we mean that. We want to hear from you! Did you do something great in your classroom (or have you heard about another teacher that did) and you want to share your ideas with others? Do you have an idea for a theme or is there something specific you want to get more ideas on? Teaching is a cooperative profession - let's learn from each other! Email your comments or ideas to info@inclusivetlc.com and start sharing!

Quote of the Week

"Do one thing every day that scares you"

Inclusive TLC | 704-243-3622 | info@inclusivetlc.com | www.inclusivetlc.com

STAY CONNECTED

