





LONDON – HIGH GROWTH 10,000

Logo		2011	2012	2013	2014	2015	Growth %
Greenwich Service Solutions Limited	Turnover	£900,000	£2,967,000	£4,033,000	£7,118,000	£9,868,000	996%
	Employees	58	58	360	637	672	1,058%
Quintain Estates & Development	Turnover	£46,900,000	£45,400,000	£39,500,000	£32,600,000	£57,700,000	23%
 QUINTAIN	Employees	239	242	222	220	267	12%
Marks & Spencer Group PLC	Turnover	£9,740,300,000	£9,934,300,000	£10,026,800,000	£10,309,700,000	£10,311,400,000	6%
	Employees	78,169	78,737	81,734	85,813	83,069	6%
John Lewis PLC	Turnover	£7,361,800,000	£7,758,600,000	£8,465,500,000	£9,027,800,000	£9,701,000,000	32%
John Lewis	Employees	74,800	78,700	81,900	86,600	92,100	23%
Michael Kors (UK) Limited	Turnover	£5,988,000	£12,397,000	£21,323,000	£38,203,000	£58,646,000	879%
 MICHAEL KORS	Employees	71	84	152	255	395	456%