

# BLYTH CATAMARANS

Bespoke GRP Boat Builders

The Offices, 1st Floor  
Unit 1 Kings Close  
Charfleets Industrial Estate  
Canvey Island  
Essex  
SS8 0QZ  
UK

Tel: +44 (0) 1268 698070  
[www.blythcatamarans.co.uk](http://www.blythcatamarans.co.uk)





# BLYTH CATAMARANS

Bespoke GRP Boat Builders

## Index

About Blyth Catamarans	6
Business Improvements	7
Material & Environment	8
Workforce	9
Blyth Models	10
Blyth 33 & Blyth 36	12
Blyth 11m	14
Blyth 12m	16
Blyth 14m	18
Blyth 15m	20
Blyth 17m	22
Blyth 18m	26

## Who Are We?

Blyth Catamarans based in Essex specialises in the design and build of GRP catamarans for commercial operators across a wide range of different industries.

The company designs and builds customised boats, working closely alongside clients to develop and deliver a boat unique to their individual needs, whether it be for charter angling, diving, commercial fishing, passenger carrying, crew transfer or survey work. Workcats have given excellent service in a wide variety of uses and environments.

Blyth Catamarans have been building boats for more than 20 years and supplied vessels all over the world from the Falkland Islands to Dubai, Australia to Gibraltar and has established an enviable reputation within the industry for suppliers of stable, sea-kindly, value-for-money boats that get the job done.

Blyth Catamarans has its own 'in-house' technical department enabling the company to tailor an existing, proven, design to meet specific customer needs. The in house technical team also works closely with naval architect consultants to

achieve approval to Standards Authorities such as MCA, Seafish, Irish Transport Department and the Belgium Maritime Inspectorate.

## Business Improvements

Blyth Catamarans strives to make constant improvements to all aspects of the business.

This is because we at Blyth understand that the product can only be as good as the service and without excellent after sales support, customer service and proper administrative processes in place the product will never achieve the excellence that it deserves.




## Material and Environment

To achieve the highest quality product only the best materials should be used. This is why Blyth Catamarans only buy materials that are fully certified. All batch numbers and certificates for GRP and resins are stored against the boat they are used on.

The environment in which the boats are constructed is tightly controlled and monitored. The temperature and humidity is constantly recorded and the data is stored in the vessels technical file and also sent to the certification authorities for approval.

Blyth Catamarans strives for the highest quality end product. To achieve this, as many of the components are made in house as possible. This includes nearly all of the metal work which is produced on site by our experienced fabricators. All other components are purchased from reputable manufacturers and distributors.



## Workforce

Blyth Catamarans is very proud of its highly skilled and very experienced workforce. Its engineers, electricians, fit out personnel and moulders are all to thank for the excellent high quality builds that Blyth is renowned for.

Blyth also has its own in house technical team allowing the boats to be tailored and designed to each of our client's requirements whilst understanding the need to keep to a budget.



Blyth Catamarans works closely with Naval Architect consultants to ensure certification to the relevant standards.

Here at Blyth we aim to look after our clients every step of the way and continue to offer ongoing support ensuring that every customers experience is as easy and enjoyable as possible.

# BLYTH MODELS

33 36 11m 12m 14m 15m 17m 18m



## Blyth 33 & 36




The Blyth 33 & 36, each cat provides outstanding sea-keeping abilities for a vessel of its size; as well as a large working deck area which is customisable for all your requirements whether it's line fishing, potting, charter angling or survey work. This build is available as a complete boat or in a kit form.




### Vessel Particulars

LOA	10/11m
BOA	4.96m
Draft	1m
Air Draft	3.2m
Drives	In-Boards with shaft drives or Outboards

# Blyth 11m



The Blyth 11m design is a fantastic quick response work vessel with a top speed of 25kts+. This adaptable craft is also very successful in the wind farm market. Available as kit form or built from the ground up.



**Vessel Particulars**

LOA	11m
BOA	4.96m
Draft	1.1m
Air Draft	3.2m
Drives	In-Boards with shaft drives and Prop



## Blyth 12m



With its excellent seakeeping abilities and a design that is well established in fields including potting/line fishing, Survey work, Harbour duties, Sight Seeing Passenger boat and as a Wind Farm Support vessel, this 12m versatile craft is truly a multi role vessel.




- Excellent sea keeping abilities
- Great fuel economy
- Fantastic value for money

### Vessel Particulars

LOA	12m
BOA	4.96m
Draft	1.2m
Air Draft	3.2m
Drives	In-Boards with shaft drives and Prop

## Blyth 14m



The 14m Catamarans offer legendary Blyth safety, stability, speed and seaworthiness. Blyth's cat hulls have low drag, so fuel economy is superior to that of similar sized vessels. The Blyth design also gives exceptional manoeuvrability both at low and high speed.



### Vessel Particulars

LOA	14m
BOA	4.96m
Draft	1.2 - 1.4m
Air Draft	3.2 - 3.9m
Drives	In-Boards with shaft drives and Prop

# Blyth 15m



The 15m Catamarans are built with Blyth's specialist composite construction which is a state of the art and guarantees maximum quality control. All Blyth 15m Catamarans benefit from construction specifications, layup, scantling and engineering details approval by Bureau Veritas and other certification authorities.



**Vessel Particulars**

LOA	15m
BOA	6m
Draft	1.1m
Air Draft	4.5m
Drives	In-Boards Props or Water Jets

**BLYTH CATAMARANS**

Bespoke GRP Boat Builders

Blyth 17m

## The Ultimate Multi Role Workboat

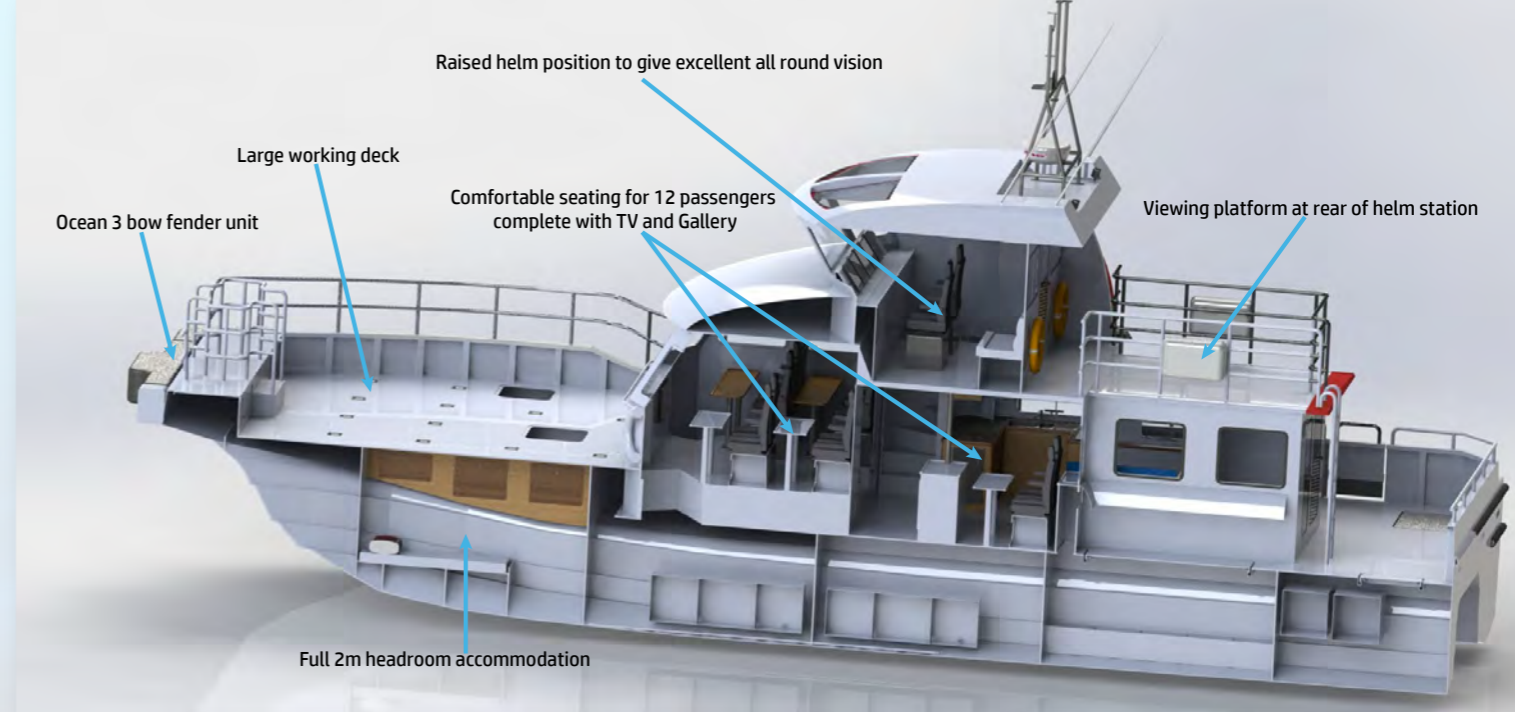
The Blyth 17m Catamaran is our new flagship and builds on the considerable experience and proven success that the company has gained for over 20 years.



# Blyth 17m



This is the evolution of Blyth Catamaran's standard 17m design separating the helm and the passenger space via the top wheelhouse. This allows increased internal working space in the main cabin so this vessel can easily accommodate both survey duties and also crew transfer duties both to ships and windfarm turbines.



**Vessel Particulars**

LOA	17m
BOA	6.0m
Draft	1.5m
Drives	In-Boards Props or Water Jets



## Blyth 18m

### The New Blyth 18M

The Blyth 18m workcat is our new flagship and builds on the considerable experience and proven success that the company has gained over the last 20 years.



## Blyth 18m



Mary Anning is our latest and one of our great examples of this mighty catamaran. Mary Anning features an overall beam of 6m, draws 1.3m, displaces 32 tonnes and has been coded by the UK Maritime & Coastguard Agency (MCA) to accommodate up to 26 passengers



### Vessel Particulars

LOA	18m
BOA	5.96m
Draft	1.4m
Air Draft	5.2m
Drives	In-Boards with shaft drives



## Blyth Catamarans Contact Details

Blyth Catamarans is ready to provide you with your next workboat and would be delighted to explore your requirements in greater details.

<b>ADDRESS</b>	The Offices First Floor Unit 1, Kings Close Charfleets Industrial Estate Canvey Island Essex SS8 0QZ
<b>Telephone</b>	+44 (0) 1268 698070
<b>E-mail</b>	info@blythcatamarans.co.uk
<b>Web</b>	www.blythcatamarans.co.uk

