

# Desking

---

Entry to executive



**0114 242 5511**

## About Desking

Our comprehensive range of desking starts with entry level 18mm desks, then we move into 25mm desks with a choice of leg frame including "H" frame, cantilever and panel end, in a choice of 5 wood finishes. Adapt II bench system with fixed and sliding tops, and then the Concerto executive range. Completed with matching storage and cable management options.



# Maestro

Commercial desking



## About Maestro

Maestro defined the industry standards for 18mm desking. Durable, affordable and versatile with two colour finishes and three leg styles. A wide range of storage options are available from fixed, mobile and desk end pedestals to a range of bookcases and cupboards. Maestro is available from stock for immediate delivery and comes with an eight year manufacturers guarantee.

“durable, affordable and versatile...”



# Maestro

Commercial desking



## Details & Features



### H frame leg

Traditional four leg design complete with adjustable feet, fully welded steel frame for strength and stability.



### Cantilever leg

Ensures easy movement & space under the desk. Fully welded one piece frame for strength and stability. Adjustable feet.



### Panel leg

Panel end leg, manufactured from 25mm MFC with 2mm ABS edging. Leg complete with adjustable feet.



### Seating

Our selection of operator seating can be found in our seating section.

PG 190-227

## Finish Options

Colours available in Beech, and Oak. Please add suffix when ordering eg. H3 in Beech = H3B



Beech (B)



Oak (O)



# Maestro 25 GL

Commercial desking - H frame leg



## About Maestro 25 GL

Maestro 25 GL offers the traditional design solutions of Maestro with the additional benefits of 25mm thick MFC desk tops. The fully welded "H" frame leg design ensures a strong and stable workstation. Supplied in two colour finishes and matching storage. Maestro 25 GL is available from stock for immediate delivery and comes with an 8 year manufacturers guarantee.

“traditional design solutions...”



# Maestro 25 GL Graphite "H" frame



## Details & Features



### H frame leg

25mm tops with 18mm MFC back modesty panel. Fully welded steel frame complete with adjustable feet. Legs painted in Graphite (RAL 7012)



### Screens

Choice of screen styles, sizes and colours complement the range.



### Storage

A wide range of contemporary storage accompanies this range to suit all office environments.



### Seating

Our selection of operator seating can be found in our seating section.

PG 190-227

## Finish Options

Colours available in Beech and Oak. Please add suffix when ordering eg. **M8G** in Beech = **M8GB**



Beech (B)



Oak (O)





# Maestro 25 GL

Commercial desking - Cantilever frame



## About Maestro 25 GL

Maestro 25 GL has a welded double upright cantilever leg frame structure, finished in traditional Graphite Grey with 25mm thick MFC desk tops available in two colour finishes with matching storage options. Maestro 25 GL is available from stock for immediate delivery and comes with an 8 year manufacturers guarantee.

“welded cantilever leg frame construction...”



# Maestro 25 GL Graphite cantilever frame



## Details & Features



### Cantilever leg

Double cantilever leg design manufactured from steel for strength and stability. Adjustable feet.



### Screens

Choice of screen styles, sizes and colours complement the range.



### Storage

A wide range of contemporary storage accompanies this range to suit all office environments.



### Seating

Our selection of operator seating can be found in our seating section.

PG 190-227

## Finish Options

Colours available in Beech and Oak. Please add suffix when ordering eg. **MC8G** in Beech = **MC8GB**



Beech (B)



Oak (O)



# Maestro 25 SL

Commercial desking - H frame leg



## About Maestro 25 SL

Maestro 25 SL has a 25mm thick MFC desk top supported with a fully welded "H" frame leg design finished in a modern Silver paint finish. A wide range of matching storage is available supplied in five colour finishes. Maestro 25 SL is available from stock for immediate delivery and comes with an 8 year manufacturers guarantee.

“fully welded “H” frame leg design...”



# Maestro 25 SL Silver "H" frame



## Details & Features



### "H" frame legs

Traditional "H" frame design with adjustable feet. 25mm desk top with 18mm MFC back modesty panel. Legs painted in Silver (RAL 9006)



### Screens

Choice of screen styles, sizes and colours compliment the range.

PG 128-131



### Storage

A wide range of contemporary storage accompanies this range to suit all office environments.

PG 96-105



### Seating

Our selection of operator seating can be found in our seating section.

PG 190-227

## Finish Options

Colours available in Beech, Maple, Oak, White and Walnut. Please add suffix when ordering eg. M8S in Beech = M8SB



Beech (B)



Maple (M)



Oak (O)



White (WH)



Walnut (W)



# Maestro 25 SL


Commercial desking - Silver cantilever frame



## About Maestro 25 SL

Maestro 25 SL is one of the leading office furniture ranges in the UK. The modern Silver double upright leg offers a stylish under frame and when combined with a 25mm MFC desk top ensures the strength and stability needed in commercial office furniture. A wide range of matching storage is available supplied in five colour finishes. Maestro 25 SL is available from stock for immediate delivery and comes with an 8 year manufacturers guarantee.

“strength & stability for commercial furniture...”





# Maestro 25 SL Silver cantilever frame



## Details & Features



### Cantilever legs

Standard cantilever leg design with adjustable feet. Legs painted Silver RAL(9006). 25mm desk top and 18mm MFC back modesty panel.



### Screens

Choice of screen styles, sizes and colours compliment the range..

PG 128-131



### Storage

A wide range of contemporary storage accompanies this range to suit all office environments.

PG 96-105



### Seating

Our selection of operator seating can be found in our seating section.

PG 190-227

## Finish Options

Colours available in Beech, Maple, Oak, White and Walnut. Please add suffix when ordering eg. **MC608** in Beech = **MC608B**



Beech (B)



Maple (M)



Oak (O)



White (WH)



Walnut (W)



# Maestro 25 WL

Commercial desking - White cantilever frame



## About Maestro 25 WL

Maestro 25 WL comprises of 25mm thick MFC desk tops with White steel powder coated leg frames for a modern style. Available in five wood finishes from stock and is supported with an 8 year manufacturers guarantee.

“new Maestro 25 WL with a White frame...”



# Maestro 25 WL White cantilever frame



## Details & Features



### Cantilever legs

Standard cantilever leg design with adjustable feet. Legs painted White. 25mm desk top and 18mm MFC back modesty panel.



### Screens

Choice of screen styles, sizes and colours compliment the range..

PG 128-131



### Storage

A wide range of contemporary storage accompanies this range to suit all office environments.

PG 96-105



### Seating

Our selection of operator seating can be found in our seating section.

PG 190-227

## Finish Options

Colours available in Beech, Maple, Oak, White and Walnut. Please add suffix when ordering eg. [MC608WH](#) in Beech = [MC608WHB](#)



Beech (B)



Maple (M)



Oak (O)



White (WH)



Walnut (W)



# Maestro 25 PL

Commercial desking - Panel leg



## About Maestro 25 PL

Maestro 25 PL is a traditional panel end desk design comprising of 25mm thick MFC desk tops and panel end legs. Maestro 25 PL is available from stock for immediate delivery in a choice of five colour finishes and comes with an 8 year manufacturers guarantee.

“traditional panel end desk design...”



# Maestro 25 PL Panel leg slab design



## Details & Features



### Panel End Leg

Manufactured from 25mm MFC with 2mm ABS edging, 18mm MFC modesty panel. Leg complete with adjustable feet.



### Screens

Choice of screen styles, sizes and colours complement the range.

PG 128-131



### Storage

A wide range of contemporary storage accompanies this range to suit all office environments.

PG 96-105



### Seating

Our selection of operator seating can be found in our seating section.

PG 190-227

## Finish Options

Colours available in Beech, Maple and Oak. Please add suffix when ordering eg. MW8 in Beech = MW8B



Beech (B)



Maple (M)



Oak (O)



White (WH)



Walnut (W)



# Duo

Commercial desking - Panel leg



## About Duo

Duo offers a fresh approach to office furniture design. Combining modern colour finishes of White and Walnut with a traditional panel end leg design. Duo also offers matching White and Walnut pedestal and cupboard storage options or select from standard White and Walnut. Duo is available from stock for immediate delivery and comes with an 8 year manufacturers guarantee.



“a fresh approach to office furniture design...”



# Duo Panel leg desking



## Details & Features



**Panel End Leg**

Manufactured from 25mm MFC with 2mm ABS edging and 18mm MFC back modesty panel. Leg complete with adjustable feet.



**Duo Colour**

Walnut tops with White panel legs adds a modern style to the office.



**Storage**

Solid wood finishes or use a Duo wood finish of Walnut and White for your storage.



**Seating**

Our selection of operator seating can be found in our seating section.

PG 190-227

## Finish Options

DESKS - available with White side panels with Walnut tops.



White and Walnut  
(No suffix required)

STORAGE - White, Walnut and White with Walnut drawers and doors.



White (WH)



Walnut (W)



White and Walnut (D)

# Momento

Commercial desking



## About Momento

Momento combines the very best of the old with the new in office furniture. Robust yet stylish Silver cantilever framework combines with five colour finishes of 25mm thick MFC desk tops to excellent quality and value. Modesty panels are designed to allow access for cables and a wide range of storage options are available. Momento is available from stock for immediate delivery and comes with an 8 year manufacturers guarantee.

“best of the old with the new...”



# Momento

Commercial desking - Cantilever leg frame



## Details & Features



### Cantilever legs

Standard cantilever leg design with adjustable feet. 25mm desk tops and 18mm modesty panel. Fully welded double upright steel legs.



### Cantilever Leg

Double upright, fully welded leg for strength and stability. Adjustable feet.



### Scalloped Modesty Panel

Modesty panels have 2 scalloped cut outs to allow for cable management.



### Seating

Our selection of operator seating can be found in our seating section.

PG 190-227

## Finish Options

Colours available in Beech, Maple, Oak, White and Walnut. Please add suffix when ordering eg. **M1S10** in Beech = **M1S10B**



Beech (B)



Maple (M)



Oak (O)



White (WH)



Walnut (W)



# Largo

Cable management system



## About Largo

Largo offers an effective and affordable solution to cable control. The stylish Silver and Graphite leg design contains vertical wire management as standard with horizontal baskets an available option. Largo is available with a wide range of storage options and a choice of 5 colour finishes all available from stock for immediate delivery and comes with an 8 year manufacturers guarantee.

“effective & affordable solution to cable control...”



# Largo Cable management system



## Details & Features



### Removable grill

Silver / Graphite cantilever leg. Graphite Grey removable grill to tidy and conceal cables. Access over modesty panel for cables.



### Cable Managed

To access cable managed leg, remove the grill by lifting the panel from the bottom whilst also pulling away from the leg.



### Tidy & Safe

Feed the cables through the porthole and down the cable managed leg; replacing the panel once complete.



### Seating

Our selection of seating can be found in our seating section.

PG 162-227

## Finish Options

Colours available in Beech, Maple, Oak, White and Walnut. Please add suffix when ordering eg. L8 in Beech = L8B



Beech (B)



Maple (M)



Oak (O)



White (WH)



Walnut (W)





# Vivo II

Cable management system



## About Vivo II

Vivo is a truly superior desking system with full cable control functionality. Integrated wire management in the leg riser combines with dual access cable cut-outs in the modesty panel for complete cable management. The heavy duty stylized cantilever leg frame increases the strength and stability of the desking and is supported with a unique 10 year manufacturers guarantee. Vivo is available in five colour finishes from stock for immediate delivery.

“unique 10 year manufacturers guarantee...”



# Vivo II Cable management system



## Details & Features



### Leg Covers

Removable leg covers for easy vertical cable management. Both inside and out.



### Cut Outs

Cut outs in 18mm back panel to allow additional cable control.



### Storage

A wide range of contemporary storage accompanies this range to suit all office environments.

PG 96-105



### Seating

Our selection of mesh seating can be found in our seating section.

PG 190-201

## Finish Options

Colours available in Beech, Maple, Oak, White and Walnut. Please add suffix when ordering eg. VEX8 in Beech = VEX8B



Beech (B)



Maple (M)



Oak (O)



White (WH)



Walnut (W)



# Directiv

Commercial desking



## About Directiv

Directiv's sliding top system provides the perfect solution to all cable management requirements. The 25mm thick MFC top slides forward to provide easy access to three part wire management chambers in the horizontal cable beam. The rear cable beam meets directly with the vertical cable managed leg to ensure complete cable control. Cables can also be passed from one desk to the another through removal panels in the legs. Directiv is available with a wide range of storage options and a choice of 5 colour finishes all available from stock for immediate delivery and comes with an 8 year manufacturers guarantee.

“perfect solution to all cable management...”



# Directiv Sliding desking



## Details & Features



### Sliding Top

25mm desk tops slide forward to reveal cable tray located at back of desk. Sliding top, management tray segregated into 3 channels BS5733.



### Removable leg cover

The leg cover removes to allow cables to run from floor to cable tray concealed under desk top. Coated leg using Graphite Grey (RAL7012)



### IT Intergration

All cable management has three way compartments for complete I.T. integration.



### Seating

Our selection of mesh seating can be found in our seating section.

PG 190-201

## Finish Options

Colours available in Beech, Maple, Oak, White and Walnut. Please add suffix when ordering eg. DC8 in Beech = DC8B



Beech (B)



Maple (M)



Oak (O)



White (WH)



Walnut (W)



# Adapt II

Commercial desking



## About Adapt II

Adapt II offers a new flexible approach to office furniture design. Contemporary styling is combined modern demands of the working office. Adapt II is focused around a steel under structure that forms the foundation of the range. Optional vertical and horizontal cable management, screens are all supported from the under structure ensuring a stable quality solution. All steel work is available in a choice of Silver or contemporary White with the desk tops available in a choice of three colour finishes. Desk tops are also available in both 600mm and 800mm depths ensuring all possible configurations can be achieved. The sliding top options allows for easy cable management from above the desk. Adapt II is available from stock for immediate delivery and comes with an 8 year manufacturers guarantee.

“fixed and sliding tops...”





# Adapt II

Bench desk system - Fixed tops



## Details & Features



### Bench Leg

Steel legs and framework for enhanced strength and stability. Finished in Silver or White.



### Mass Cable Riser

Vertical cable management allows cables to rise from the floor via Single Leg and Mass Cable Risers.



### Cable Management

25mm desk tops, each has 3 scalloped cut outs to allow easy cable management.



### Seating

Our selection of task seating can be found in our seating section.

PG 190-227

## Finish Options

When ordering add your frame colour and top finish

Colours available - Silver or White frames with Beech, White or Walnut tops. Please add suffix when ordering eg. **E168** with White frame and Beech top = **E168-WH-B**

Silver frame (G)  
RAL 9006

White frame (WH)  
RAL 9016

Beech (B)

White (WH)

Walnut (W)



# Adapt II Bench desk system - **NEW Sliding tops**



## Details & Features



### Sliding tops

The top slides out 125mm giving you greater access to the cable tray allowing easy access from the top.



### Mass Cable Riser

Vertical cable management allows cables to rise from the floor via Single Leg and Mass Cable Risers.



### Cable Management

25mm desk tops, each has 3 scalloped cut outs to allow easy cable management.



### Seating

Our selection of mesh seating can be found in our seating section.

PG 190-201

## Finish Options

When ordering add your frame colour and top finish

Colours available - Silver or White frames with Beech, White or Walnut tops. Please add suffix when ordering eg. **STE1212** with White frame and Beech top = **STE1212-WH-B**

Silver frame (G)  
RAL 9006

White frame (WH)  
RAL 9016

Beech (B)

White (WH)

Walnut (W)



# Concerto II

Executive desking



## About Concerto II

Concerto creates an executive environment with rich Cherry veneered tops and panel end leg styling. Executive glass fronted storage and conference options complete the range.

“Concerto creates an executive environment...”



# Concerto II

Executive desking



## Details & Features



### Executive range

25mm veneer desk range with a full range executive storage.



### Finish details

Edges of tops are profiled and finished in a matching cherry. Curved back panels.



### Handles

Stylish design and detail run through the whole range. All components are to the highest specification.



### Seating

Our selection of executive seating can be found in our seating section.

PG 168-189

## Finish Options

Colour available in Cherry.



Cherry




# Concerto II Executive desking



Concerto II Executive Desk

- Executive desk
- 25mm veneer top
- Chamfered edge



Height: 740mm


CODE	A	B
CNW18C	1800	1000



Cherry

Concerto II Return Desk

- Executive return desk
- To accompany executive desk
- 25mm veneer top
- Chamfered edge
- Can be used left or right hand side



Height: 690mm

CODE	A	B
CNURT	1180	620



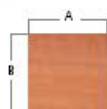
Cherry

Example: Left hand version shown



Concerto II 3 Drawer Mobile Pedestal

- 25mm veneer top
- Chamfered edge
- 3 drawer mobile pedestal
- 2 shallow drawers and 1 file drawer
- Accepts A4 and Foolscap files
- Lockable



Height: 610mm

CODE	A	B
CNMP3	415	500



Cherry

# Storage

Primary, Secondary and System

## About Storage

Universal storage offers a wide range of storage solutions to match all the desking ranges. Choose from a wide range of economy and deluxe pedestals, bookcases, cupboards, combination cupboards and tambour units. Universal storage is available in up to five colour finishes available from stock for immediate delivery and comes with an eight year manufactures guarantee.







# Storage



## Primary, Secondary and System Storage



### Details & Features



#### Primary Storage

Including Pedestals, Filing and Corner Storage.



#### Secondary Storage

Economy and Standard Bookcase, Cupboards and Combination units.



#### System Storage

Allows internal fittings to be used.



#### Steel Storage

Our selection of Steel can be found in our steel section.

PG 106-127

### Overview

Primary storage is available as; pedestals, filing cabinets, desk end bookcases and corner storage units.

Secondary storage is available in three options; Standard, Deluxe and System Storage and includes; bookcases, cupboards and combination units.

Systems storage requires optional internal fittings for completion.

### Features & Benefits

- All drawers and doors are lockable
- All cupboards and bookcases supplied flat packed for easy handling
- Wood finishes match all desk ranges
- Choice of standard and deluxe designs

# Steel

GO & Bisley

## About Steel

Steel storage comprising of executive and contract filing cabinets, cupboards, tambours, lockers, security cupboards, security filing cabinets and internal fitments.





# GO Steel

Steel storage & accessories

## About GO Steel

GO Steel offers robust and practical storage solutions for every office. Select from filing cabinets, stationary cupboards, tambour units and lockers. Go Steel comes with extended warranties.



# Filing Cabinets



Contract filing cabinets are designed and manufactured for today's modern office environment, offering excellent value for money. They are strong, reliable and safe.



## Contract Filing Cabinets

Contract Filing Cabinets are available in 2, 3 and 4 drawer options. Each drawer is fitted with anti-tilt device to prevent more than one drawer opening at the same time. The drawer front is fitted with a recessed handle and label holder.

All drawers have high sides for additional strength and allows support for foolscap suspended filing. Cabinets are available in Grey, Black and Coffee/Cream paint finishes.

CODE	W	D	H
CFC2	460	620	730
CFC3	460	620	1016
CFC4	460	620	1321



GO - STEEL

# GO Filing Cabinets



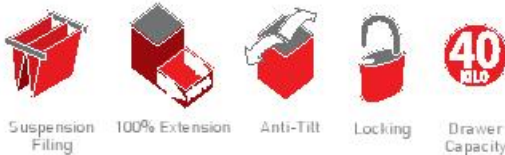
GO filing cabinets are built to last with heavy duty steel, double skin drawer fronts and high quality components. Flush drawer fronts and Swan handles offer a stylish look.



## GO Filing Cabinets

Go filing cabinets are available in two, three and four drawer options. Each drawer has 100% extension opening to maximise filing space. An anti-tilt locking device is fitted to every cabinet, preventing more than one drawer being opened at a time. Each drawer has high sides to provide additional strength and allows support for foolscap suspended filing.

CODE	W	D	H
1FC2	460	620	730
1FC3	460	620	1016
1FC4	460	620	1321



Tested by FIRA International to  
BSEN 14073-2-3  
BSEN 14074



# Cupboards



These multipurpose stationery cupboards are ideal for any office that has storage requirements. They are strong and versatile. Delivered fully assembled.



Twist door handle complete with 2 keys

Shelving

## Contract Double Door Cupboards

Contract Double Door Cupboards offer an economical solution to today's office storage and filing requirements. They are available in two heights 1016mm and 1829mm high, and are 914mm wide. The doors open through 180 degrees allowing the use of roll out fitments. The lock consists of a two point locking system with a flush twist handle and two keys.



Locking



Takes Internals



With Shelves

CODE	W	D	H
1C40	914	457	1016
1C72	914	457	1829



Coffee/  
Cream  
(C)



Grey  
(G)



Black  
(K)

There are a number of internal accessories that will fit the contract cupboards. See page 113.

1C40 comes supplied with 1 shelf and the 1C72 comes with 3 shelves.

Tested by FIRA International to  
BSEN 14073-2-3  
BSEN 14074



1C72



1C40

# GO Side Opening Tambours



Go side opening tambours are the ideal solution for storage in areas where space is an issue. A wide selection of internal storage fittings means that you are able to accommodate all your storage requirements in one place.



## GO Side Opening Tambours

Go side opening tambour units are user friendly. When opened the tambour doors slide back on a discreet track into the unit so less space is needed and there are no open doors in a busy office. Each unit is fitted with finger grip handles and a two point locking system and 2 keys (master series). Full length magnetic slam rails keep the doors tightly closed. All tambour units are supplied empty, a complete range of internal fittings are available, see opposite.

Tambours are available in 3 sizes 1016, 1651 and 1981mm high and are 1000mm wide. Grey and Black are supplied with a Grey tambour and Coffee/Cream are supplied with a Cream tambour.

CODE	W	D	H
2T40	1000	486	1016
2T65	1000	486	1651
2T78	1000	486	1981



Tested by FIRA International to  
BSEN 14073-2-3  
BSEN 14074




\* Supplied empty please see internals fittings opposite



# GO Lockers



Go lockers are strong and stylish, with options of 1,2,3,4 and 6 doors.  
All lockers can be linked together to provide multiple locker solutions.



Cam lock with 2 keys fitted standard (master key series)



Butterfly lock can be fitted on request (padlock not supplied)



Hat shelf and coat hook, single lockers

## GO Lockers

Strong semi-concealed hinges and a full length door stiffener is fitted to every locker. Lockers are all 1778mm high with a choice of 305mm and 457mm depths.



Locking

Carcass Colour



Grey (G)

Door Colour



Grey (G)

305mm deep lockers

CODE	W	D	H	DOORS
LK31D	305	305	1778	1 Door
LK32D	305	305	1778	2 Door

457mm deep lockers

CODE	W	D	H	DOORS
LK41D	305	457	1778	1 Door
LK42D	305	457	1778	2 Door
LK43D	305	457	1778	3 Door
LK44D	305	457	1778	4 Door
LK46D	305	457	1778	6 Door

LK46DG



LK41DG

LK44DB LK43DG LK42DB

# GO Desk High Storage Units

The perfect storage solution for adding more space to your desk top or simply giving you additional storage you need close by. The cabinet is manufactured from steel with MFC to match your desking.



## GO Desk High Side Filer

- 2 drawer lateral side filer
- Anti tilt to only allow one drawer to open at a time
- Accepts both A4 and Foolscap suspension files



Beech (B) White (WH) Walnut (W)

CODE	W	D	H
SDHSF	800	500	725



When ordering please select carcass colour followed by top colour  
Example Silver with Beech top SDHSF-S-B



## GO Desk High Tambour

- Supplied with one shelf
- Multiple positions for shelf
- Easy glide tambours
- Finger grip handles
- Lockable
- Two keys
- Tambour door has magnetic rail to ensure door closes



Beech (B) White (WH) Walnut (W)

CODE	W	D	H
SDHT	800	500	725



When ordering please select carcass colour followed by top colour  
Example Silver with White top SDHT-S-WH



# Bisley

Steel storage & accessories

## About Bisley

Bisley steel storage is manufactured in the UK and is a leading brand within the office furniture market.



# Economy Filing Cabinets



**BISLEY** Safe and efficient, the Bisley Contract Filing Cabinet ticks the required boxes for any responsible office set-up without scrimping on design quality. It is one of the most popular products in Bisley's 'storage essentials' range on account of its affordability and no-nonsense aesthetic.



## Contract Filing Cabinets

100% extension drawers (0.54m linear capacity). Designed for suspension filing. Fully welded carcass without bolts or rivets for greater strength. Mastered lock with 200 differs. Hardwearing textured paint finish.

CODE	W	D	H
BCF2	470	622	711
BCF3	470	622	1016
BCF4	470	622	1321



- 100% Drawer extension
- High sided easy glide drawers
- Fully welded carcass
- 35Kg drawer load capacity
- Anti-tilt drawers
- Lockable, supplied with 2 keys
- Foolscap files
- Approved to BSEN 14073 Parts 2&3
- Approved to BSEN 14074



# Economy Filing Cabinets



**BISLEY**

More great value without compromise on style and security from the AOC contract filing cabinet. A mastered lock, label holders and full drawer extension all feature, while a textured paint finish enhances the look of quality.



## Economy Filing Cabinets

Great value without compromise on style and security; a textured paint finish enhances the look of quality:

CODE	W	D	H
AOC2	470	622	711
AOC3	470	622	1016
AOC4	470	622	1321



Locking

- Designed for suspension filing
- Fully welded carcass without bolts or rivets for greater strength
- Mastered lock (200 differs)
- Hardwearing textured paint finish
- Approved to BSEN 14073 Part 2 & 3
- Approved to BSEN 14074



# Filing Cabinets



**BISLEY**

It boasts 100% drawer extension, smooth, resistance-free slides and an anti-tilt operation for safe, ultimate ease of use. Two, three and four-drawer versions are available.



## Contract Filing Cabinets

Fitted with Anti-tilt and 100% opening drawers. Designed for suspension filing. Mastered lock with 200 differs.



CODE	W	D	H
BPSF2	470	622	711
BPSF3	470	622	1016
BPSF4	470	622	1321



- 100% Drawer extension
- High sided easy glide drawers
- Fully welded carcass
- 40Kg drawer load capacity
- Anti-tilt drawers
- Lockable, supplied with 2 keys
- Foolscap files
- Approved to BSEN 14073 Parts 2&3
- Approved to BESN 14074



# SOHO A4 filers



**BISLEY**

An essential product for those seeking practical filing solutions with a small budget; Bisley 'home filers' are designed primarily for small office under desk storage.



BPFA2

BPFA3

CODE	W	D	H
BPFA2	413	400	672
BPFA3	413	400	672



- Light weight
- 80% Drawer extension
- BPFA2 Single action lock secures both drawers
- BPFA3 Single action lock secures bottom 2 drawers only
- A4 files



Locking 80% Extension

# SOHO Multi Drawers



**BISLEY**

A range of 5,10 and 15 drawer cabinets designed specifically for the small office, home office market.



B5MD

B10MD

B15MD

CODE	W	D	H
B5MD	279	380	325
B10MD	279	380	590
B15MD	279	380	860



- 5,10,15 drawers
- Chrome handle design
- Individual drawer label holders

# Economy Cupboard



Bisley contract double door cupboards are designed to achieve maximum storage capacity using the least amount of space.



BC72

BC40



## Contract Cupboards

Supplied fully assembled, the 1806 high cupboard comes supplied with three shelves, the 1000 high has one shelf. Shelves include lateral filing rail for 350mm lateral files. Three point locking system for security and an unobstructed handle.



Locking



Takes Internals

- Assembled
- Shelves supplied
- 3 point lock
- Approved to BSEN 14073 Parts 2&3
- Approved to BSEN 14074

• DOES NOT TAKE BISLEY INTERNALS

CODE	W	D	H
BC40	914	400	1000
BC72	914	400	1806
BCSLF	Extra shelf		



Coffee/  
Cream  
(C)



Goose  
Grey  
(G)



Black  
(K)



# Executive Cupboard



**BISLEY**

The ubiquitous Bisley cupboard continues to impress with its accommodating design. It comes in two heights – each of which can house a range of fitments from shelves through to roll out filing frames.



A402W11G  
With 1 shelf



A722W00G  
Supplied empty



**BBSP1**  
• Plain shelf Goose Grey  
• Includes lateral filing  
• Rail for 350mm files



**BUR**  
• Lateral filing frame Goose Grey  
• Accepts 270 or 350mm lateral files



**BROSF**  
• Roll out filing frame Goose Grey  
• Accepts A4 & Foolscap suspension files

## Executive Cupboards

Fitted with attractive, unobtrusive flush-front doors, two door cupboards can be used either individually or in rows. They have a magnetic door catch, two-point locking mechanism and are manufactured from high quality, heavy gauge steel.



Locking

- Magnetic latching
- 2 point locking
- Flush-handle design
- Standard slotted or universal shelves

CODE	W	D	H
A402W11	914	457	1016
A722W00	914	457	1806



Goose Grey (G)

CODE
BBSP1
BUR
BROSF



Goose Grey (G)

Quality accreditation: BS EN 14073 2004 Part 2 & 3, BS EN 14074, BS 4875 1998 Part 7 level 5 & Part 8, BS 5459 1983 Part 3, DIN 4554/485

All prices exclude VAT

# Side Tambours



**BISLEY**

Contract side opening tambours are an ideal storage solution increasing storage capacity and reducing the floor space required. A selection of internal fitments are available to create the perfect solution.



BT40



- BBSP1**
- Plain shelf Goose Grey
  - Includes lateral filing
  - Rail for 350mm files



- BUR**
- Lateral filing frame Goose Grey
  - Accepts 270 or 350mm lateral files



- BROSF**
- Roll out filing frame Goose Grey
  - Accepts A4 & Foolscap suspension files

## Contract Side Tambours

Two independent tambour shutter doors all use in restricted space. Fully welded construction for strength and rigidity. All units are supplied empty with a choice of internal fitments.



Locking



Takes Internals

- Assembled
- Accepts internal fitments
- 3 point lock on 1968 high
- Full length hand rail
- Approved to BSEN 14073 Parts 2&3
- Approved to BSEN 14074

White tambours – Silver doors  
 Grey tambour – Grey doors  
 Black tambour – Black doors  
 Coffee/Cream tambour – Cream door

CODE	W	D	H
BT40	1000	470	1016
BT78	1000	470	1968



CODE	
BBSP1	
BUR	
BROSF	



# Euro Tambours



**BISLEY**

For stylish, affordable and efficient storage of A4-sized media, there is no better choice than the A4 EuroTambour™. Designed to a European format, it has plenty of space for a selection of internal fittings such as shelving, and filing frames.



## Euro Tambours

Great value without compromise on style and security; a textured paint finish enhances the look of quality:



Locking

- Designed for A4 filing
- Smaller footprint (430mm deep)
- Multiple cabinet heights and widths enable optimum configurations
- Space saving sliding doors
- Perfect for corridors and hallways
- Supplied empty



Takes Internals

CODE	W	D	H	Shelves
ET410/10/2S/SB	1000	430	1030	2
ET410/10/2S/SS	1000	430	1030	2
ET410/19/4S/SB	1000	430	1980	4
ET410/19/4S/SS	1000	430	1980	4
ETARSF	Euro roll out filing frame			
ETASLF	Euro shelf			



Silver/  
Beech(SB)



Silver/  
Silver(SS)

Quality accreditation: BS EN 14073 2004 Part 2 & 3, BS EN 14074, BS 4875 1998 Part 7 level 4 & Part 8, BS 476 Part 7 1987 Class 2Y

All prices exclude VAT

# Lockers



**BISLEY**

Bolting together the locker system quickly expands to meet demand. Two depths form this dependable range, a choice of single, two, four and six-door compartments. Additional features include under-shelf coat hooks and undershelf coat rails. Security is assured thanks to a mastered lock with 1000 differs.



## Executive Cupboards

Two depths of locker (305mm and 457mm) with a choice of single, two, four and six door compartments. Two door lockers feature an under shelf coat hook, whilst single door lockers have an under shelf coat rail for multiple hangers.



Locking

- Lockers are fitted with a camlock – Hasp locks are optional
- Each locker has ventilation holes in the top and base of the carcass
- Card holder on every door
- Mastered lock with 1000 differs
- Bolt together back and sides

CODE	W	D	H
CLK121	305	305	1802
CLK122	305	305	1802
CLK124	305	305	1802
CLK126	305	305	1802
CLK181	305	457	1802
CLK182	305	457	1802
CLK184	305	457	1802
CLK186	305	457	1802

Quality accreditation: BS EN 14073 2004 Part 2 & 3, BS EN 14074, BS 4875 1998 Part 7 level 4, DIN 4554/485



Grey (G)



Grey carcass  
Blue doors (B)

# Screens

Desktop & floor standing

## About Screens

Desk top screens offer privacy combined with improved office acoustics, also providing the finishing touches of colour to your office furniture. Free standing screens can create quiet areas and act as room dividers creating breakout areas in open plan spaces. Choose from a wide range of sizes, shapes, and fabric finishes.





# Screens Desk Mounted



Straight Desk Mounted Screen



CODE	A	B			
ES800S	800	400			
ES1000S	1000	400			
ES1200S	1200	400			
ES1400S	1400	400			
ES1600S	1600	400			
ES1800S	1800	400			

STOCKED    MADE TO ORDER

Stocked finish



CHARCOAL (C)



BLUE (B)



BURGUNDY (BU)

Made to Order  
Bands A&B  
See over leaf



Wave Desk Mounted Screen



CODE	A	B	C		
ES800W	800	200	400		
ES1000W	1000	200	400		
ES1200W	1200	200	400		
ES1400W	1400	200	400		
ES1600W	1600	200	400		
ES1800W	1800	200	400		

STOCKED    MADE TO ORDER

Stocked finish



CHARCOAL (C)



BLUE (B)



BURGUNDY (BU)

Made to Order  
Bands A&B  
See over leaf



Universal Adjustable Screen Brackets



The Universal Bracket allows screens to be mounted to a number of different manufacturers desks. The universal clamp on bracket will attach on desks from 15mm - 36mm desk tops.

All above screens are supplied with brackets to fit 25mm desks.

CODE	DESCRIPTION
UNSCBR	Universal bracket (Pair)

Finish: Grey

Colours available in a number of fabric options. Please add suffix when ordering. eg: ES800S in Blue = ES800S-B

# Screens Desk Mounted

## Straight Fabric Screens



Frames available in Silver and White, Screens available in Blue and colours overleaf  
Please add suffix when ordering eg. A1000 with White frame in Blue = A1000-WH-B

CODE	A	B			
A1000	1000	380			
A1200	1200	380			
A1400	1400	380			
A1600	1600	380			
A1800	1800	380			
A785	785	380			
A1185	1185	380			

STOCKED    MADE TO ORDER



Silver frame (S)



White frame (WH)

Stocked finish



Blue (B)

Made to Order

Bands 1 & 2  
See over leaf



## Straight Glazed Screens



Frames available in Silver & White, Screens available in White and Made to Order colours  
Please add suffix when ordering eg. AG1000 with Silver frame in Red = AG1000-S-R

CODE	A	B			
AG1000	1000	380			
AG1200	1200	380			
AG1400	1400	380			
AG1600	1600	380			
AG1800	1800	380			

STOCKED    MADE TO ORDER



Silver frame (S)



White frame (WH)

Stocked finish



Polar White (W)

Made to Order



Chili Red (R)

Mandarin Orange (O)

Acid Green (G)

Electric Blue (B)

## Aluminium Framed Screen Brackets



ARBK-S  
Back of desk

ASBK-S  
Return of desk

CODE	DESCRIPTION		
A ARBK	Bracket A, pk of 2		
D ASBK	Bracket D, side pk of 2		

Bracket available in Silver (S) or White (WH).  
Match screen trim colour to bracket colour  
Please add suffix when ordering eg.  
ARBK in White = ARBK-WH

## Screen Accessories Pack



CODE	DESCRIPTION		
SCRN-PACK-WH	Pack - White		
SCRN-PACK-S	Pack - Silver		

Pack contains:  
Pen holder  
A4 paper tray  
Phone holder  
Name holder



# Receptions

Front of house

## About Receptions

The Denver is a complete modular reception unit that can be arranged in a variety of configurations with the desk and hutch units.

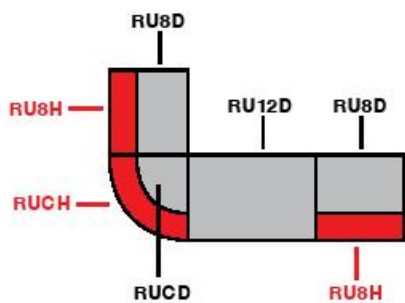




# Denver Receptions Modular reception units

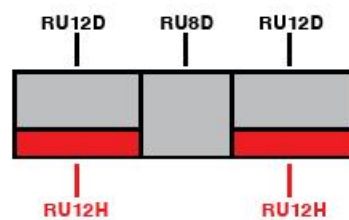


## Sample Configurations



Sample 1

To order  
 2 x RU8D  
 2 x RU8H  
 1 x RUCD  
 1 x RUCH  
 1 x RU12D



Sample 2

To order  
 2 x RU12D  
 2 x RU12H  
 1 x RU8D

# Tables

Boardroom, conference & meeting

## About Tables

This range of tables can suit any of your needs. Whether you need a boardroom, reconfigurable meeting / conference or general tables we have a solution for a wide range of applications.





# Boardroom

Arrow head leg



## Overview

Traditional styled boardroom tables offer the perfect solution to meeting rooms. Select from individual boardroom tables or configure your own specification. Available in a choice of five colour finishes

## Features & Benefits

- 25mm MFC desk top available in a choice of finishes
- ABS edging impact resistant.
- Adjustable foot leveller
- Additional modular extensions enable a variety of configurations

## Finish Options

Colours available in Beech, Maple, Oak, White and Walnut. Please add suffix when ordering eg. EB18 in Beech = EB18B



Beech (B)



Maple (M)



Oak (O)



White (WH)



Walnut (W)



# Boardroom

Trumpet base



## Overview

A modern solution for any boardroom this range of tables uses silver finished steel trumpet bases. Select from individual boardroom tables or configure your own specification. Available in a choice of five colour finishes.

## Features & Benefits

- 25mm MFC top available in a choice of finishes
- ABS edging impact resistant.
- Steel trumpet base
- Weighted base for stability
- Silver RAL 9006

## Finish Options

Colours available in Beech, Maple, Oak, White and Walnut. Please add suffix when ordering eg. TB18 in Beech = TB18B



Beech (B)



Maple (M)



Oak (O)



White (WH)



Walnut (W)



# Adapt II

## Bench boardroom tables



### Overview

A contemporary design of boardroom tables with choice of square tables or rectangular tables with two depths 1200mm and 1600mm. Select from individual boardroom tables or configure your own specification. Available in a choice of three colour finishes.

### Features & Benefits

- 25mm MFC tops available in a choice of colours
- Impact resistant ABS edging
- Steel leg frame
- Choice of frame finishes Silver or White
- Multiple configurations

### Finish Options

Colours available - Silver or White frames with Beech, White or Walnut tops. Add suffix when ordering eg. EBT1212 with White frame and Beech top = EBT1212-WH-B



Beech (B)



White (WH)



Walnut (W)





# Flexi-Tables

Economy Graphite leg



Traditional design



Spiral stacking

## Features & Benefits

- 18mm Melamine Faced Chipboard scratch resistant tops
- Available in three shapes
- ABS edging; Impact resistant, rigid plastic
- Edging matches the MFC board
- 16 Gauge Steel frame and legs
- Powder coated Graphite grey finish
- Spiral stacked for easier storage
- Foot leveller

## Finish Options

Colours available in Beech, Maple, Oak, White and Walnut. Please add suffix when ordering eg. FLXG8 in Beech = FLXGB



Beech (B)



Maple (M)



Oak (O)



# Flexi-Tables

Economy Silver leg



Traditional design



Spiral stacking

## Features & Benefits

- 18mm Melamine Faced Chipboard scratch resistant tops
- Available in four shapes
- ABS edging; Impact resistant, rigid plastic
- Edging matches the MFC board
- 16 Gauge Steel frame and legs
- Powder coated Silver finish
- Spiral stacked for easier storage
- Foot leveller

## Finish Options

Colours available in Beech, Maple, Oak, White and Walnut. Please add suffix when ordering eg. FLXS8 in Beech = FLXSB



Beech (B)



Maple (M)



Oak (O)



# Meeting-Tables

Deluxe - Folding leg



Folded



Open

## Features & Benefits

- 25mm Melamine Faced Chipboard MFC desk top.
- Available in a choice of three styles
- ABS edging: Impact resistant, rigid plastic edging
- Edging the MFC board
- 16 gauge tubular steel chrome legs
- Height levelling feet
- Folding frame for easy storage and handling. (Folding tables only).

## Finish Options

Colours available in Beech, Maple, Oak, White and Walnut. Please add suffix when ordering eg. F1 in Beech = F1B



Beech (B)



Maple (M)



Oak (O)



White (WH)



Walnut (W)



# Meeting-Tables

Deluxe tables - Radial leg



Radial leg

## Features & Benefits

- 25mm Melamine Faced Chipboard MFC desk top.
- Available in a choice of three styles
- ABS edging; Impact resistant, rigid plastic edging
- Edging the MFC board
- 60mm diameter chrome legs
- Height levelling feet

## Finish Options

Colours available in Beech, Maple, Oak, White and Walnut. Please add suffix when ordering eg. F1 in Beech = F1B



Beech (B)



Maple (M)



Oak (O)



White (WH)



Walnut (W)



# Fliptop

Meeting tables



Open



Folded

## Features & Benefits

- 25mm MFC
- Scratch resistant tops
- Available in a variety of shapes and finishes
- ABS edging
- Flip top to manoeuvre between tight spaces
- Tops nest together for more compact storage
- Mobile to allow quick easy configuration
- Lockable castors
- Silver RAL 9006 leg frame

## Finish Options

Colours available in Beech, Maple, Oak, White and Walnut. Please add suffix when ordering eg. FLIP13 in Beech = FLIP13B



Beech (B)



Maple (M)



Oak (O)



White (WH)



Walnut (W)



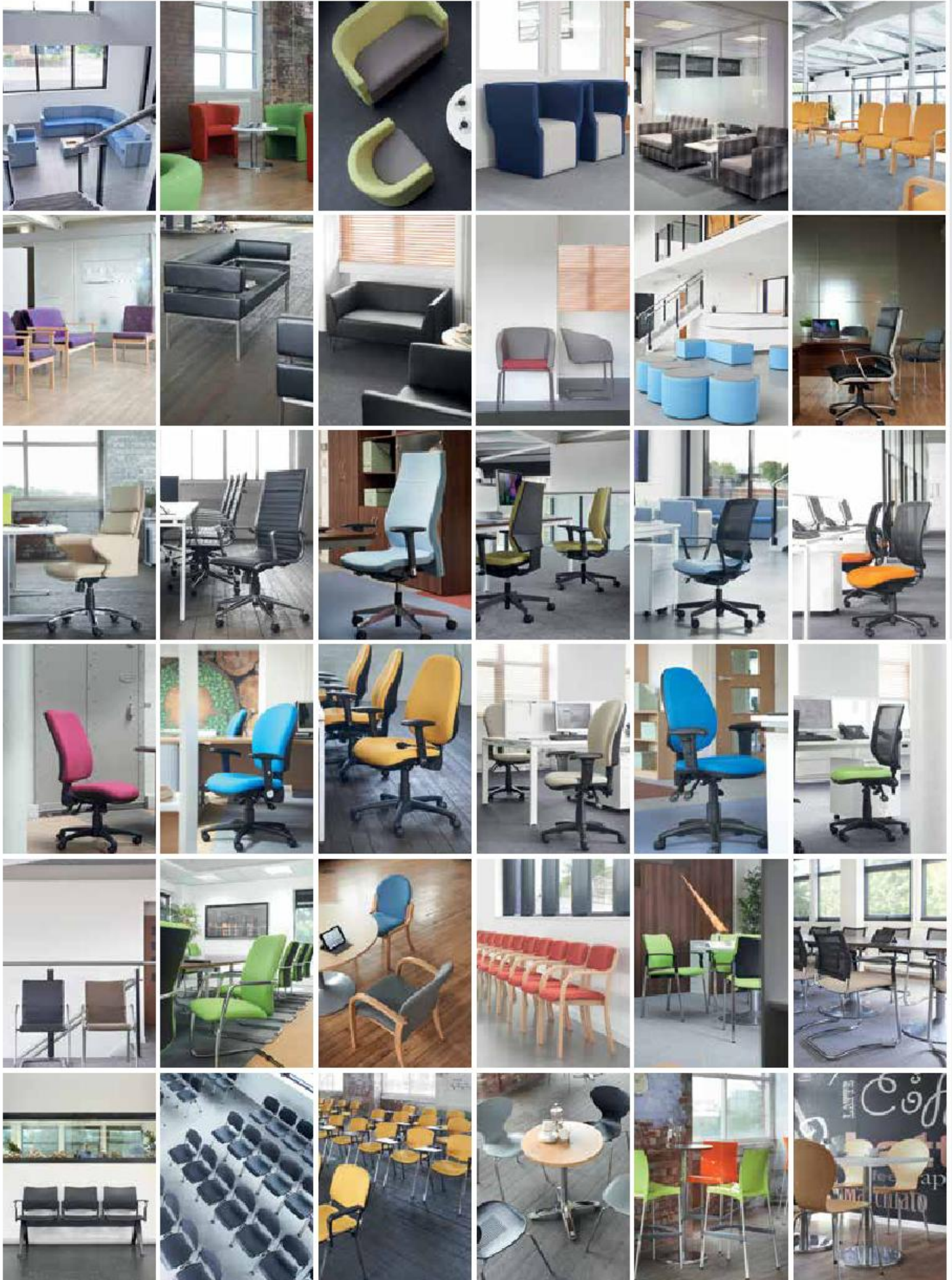
# Seating

---

Seating solutions for all  
areas of the office, reception  
to executive

## About Seating

Seating is one of the most important office furniture investments you will make, it's fundamental that you get the right product for the right application.



# Chair buying guide

## Are you sitting comfortably?

The application of ergonomics in your workplace will make the environment more comfortable for all employees, boosting productivity and reducing stress – something that serves both the employer and employees alike.

Selecting the right office chair does not have to be complicated. The key points to remember when choosing office chairs are, how long are the chairs are being used for, what activity will the user be doing while using the chair.





# Seating contents



Executive



Managers



Fabric managers



Mesh task



Fabric task



Fabric operator



Industrial



Executive meeting



Conference



Wood conference



Multi functional



Soft seating



Wooden reception



Sofa



Fabrics - Band A,B & C  
262-268

# Home Office

Small & home office

## About Home Office

A collection of modular office furniture and stand alone workstations for both the small office and the home office environment. Designed using the current trends of colours and materials, ensures all tastes are accommodated for.





# Luxor

Small Office - Home Office



## Features & Benefits

- High gloss white contemporary workstation
- 40mm thick desktop with curvaceous edges
- 40mm thick sleek panel-end leg design
- Integrated full-length drawer on metal runners
- High gloss back modesty panel allows the workstation to be placed in the middle of the room
- Floor levellers to aid uneven floors

CODE	Width	Depth	Height	
LUXWS-KW	1100	590	780	

# Amazon

Small Office - Home Office



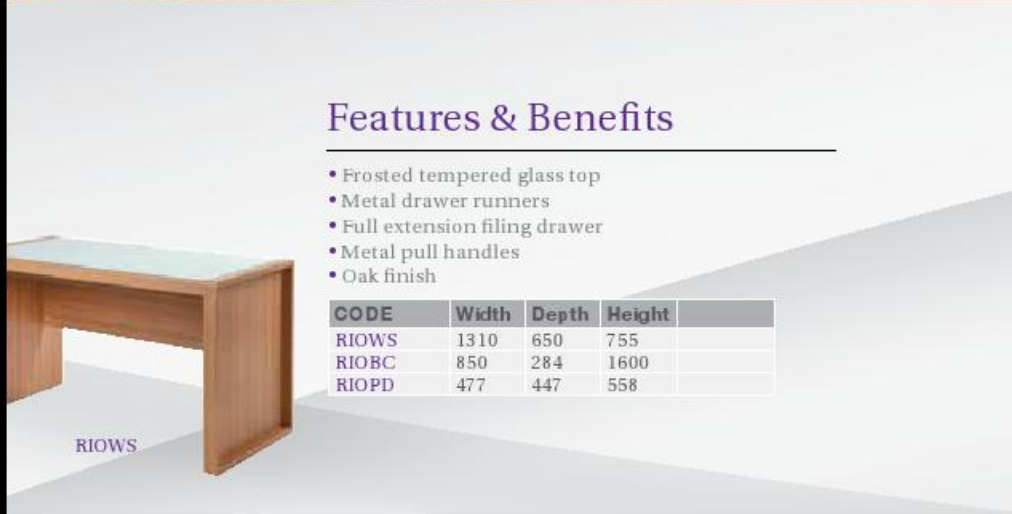
## Features & Benefits

- Traditional oak effect desk
- Compact design
- 25mm thick top and sides
- Integrated cupboard / drawer unit to house CPU or peripherals
- Inset panel-end leg design with chunky square legs
- Chrome handles for increased style

CODE	Width	Depth	Height	
AMAWS	1200	600	760	

# Rio

Small Office - Home Office



## Features & Benefits

- Frosted tempered glass top
- Metal drawer runners
- Full extension filing drawer
- Metal pull handles
- Oak finish

CODE	Width	Depth	Height	
RIOWS	1310	650	755	
RIOBC	850	284	1600	
RIOPD	477	447	558	

# Porto

Small Office - Home Office



PORWS



## Features & Benefits

- Desk and matching bookcase
- Finished in Sonoma oak 3D effect
- Metal drawer runners

CODE	Width	Depth	Height	
PORWS	1200	590	750	
PORBC	592	296	1710	

# Urban Small office/ Home Office



## Details & Features



Small office

Excellent choice for your small office.



Home Office

Straight or Ergonomic desks in a variety of sizes to meet your needs.



Storage

Choice of Pedestals, Filing Cabinets and tall storage.

## Finish Options

Colours available in Beech and Blonde Oak. Please add suffix when ordering eg. UB1180 in Beech = UB1180B



Beech (B)



Blonde Oak (O)







## Details & Features



**Small office**

Excellent choice for your small office.



**Storage**

Choice of Pedestals, Filing Cabinets and tall storage.



**Seating**

Choice of seating pages 164-269

## Finish Options

Colours available in Beech and Blonde Oak. Please add suffix when ordering eg. EC1180 in Beech = EC1180B



Beech (B)



Blonde Oak (O)

