

BURGA CLIP®

REDUCED BARRIER HOSE - MULTICOOL
NYLON BRAIDED REINFORCEMENT
TYPE C CLASS 1



Burgaflex

SCHLAUCH	Umschreibung	Seite
HOSE	description	page
TUYAUX	déscription	page



3090 MULTICOOL Airconditioning hose Type C Class I/SAE J2064	4
--	---

VERPRESSUNG	Teilnummer	Umschreibung	Seite
CRIMP	part no.	description	page
SERTI	référence	déscription	page



54701	SAE 45° flare swivel	6
54702	45° elbow	6
54703	90° elbow	6



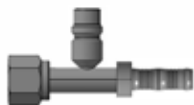
54704	O-ring female swivel	7
54705	45° elbow	8
54706	90° elbow	9



54717	O-ring female swivel - R134a valve	7
54718	45° elbow	8
54719	90° elbow	9



54724	O-ring without nut	7
54725	45° elbow	8
54726	90° elbow	9



54737	O-ring female swivel - R1234yf valve	10
54738	45° elbow	10
54739	90° elbow	10



54710	O-ring female swivel - pressure sensor 7/16-20	11
54711	45° elbow	11
54712	90° elbow	11



54751	O-ring TXV connection	12
54752	45° elbow	12
54753	90° elbow	12










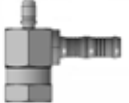


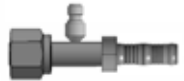

54729	O-ring female swivel - without nut - with R134a valve, 90° elbow	13
54747	Quick disconnect connection	13










54304	O-ring TXV connection incl. TXV plate	14
54305	45° elbow	14
54306	90° elbow	14

INHALTSVERZEICHNIS
TABLE OF CONTENTS
INDEX



Teilnummer part no. référance	Beschreibung description déscription	Seite page page	VERPRESSUG CRIMP SERTI
54707 54708 54709	Tube-O compressor fitting 45° elbow 90° elbow block type	15 15 15	
54733 54734 54735	Tube-O compressor fitting / R134a valve 45° elbow 90° elbow	16 16 16	
54450 54451 54453	Tube-O HEX block 90° Tube-O HEX block 90° - R134a valve - top Tube-O HEXblock 90° - R134a valve - 120°	17 17 17	
54454 54455 54740	Tube-O HEX block 90° - R134a valve - forward Tube-O HEX block 90° - R134a valve - 240° O-ring swivel block type - 90°	18 18 18	
54741 54742 54412	O-ring swivel block type - pressure sensor 7/16-20 O-ring swivel block type - R134a valve - top O-ring swivel block type - R134a valve - forward	19 19 19	
54425 54426 54427	O-ring HEX block 90° O-ring HEX block 90° - R134a valve - top O-ring HEX block 90° - R134a valve - forward	20 20 20	
54420 54421 54422	O-ring swivel 90° block - R134a valve top, short drop O-ring swivel 90° block type, short drop O-ring swivel 90° block - R134a valve forward, short drop	21 21 21	
54428 54771 54217	O-ring HEX block 90° - pressure sensor 7/16-20 - top O-ring swivel 180° O-ring male swivel 90° - R134a valve	22 22 22	
54213 54214 54215	O-ring male swivel, short pilot 45° elbow 90° elbow	23 23 23	
54206 54207 54208	O-ring male insert straight 45° elbow 90° elbow	24 24 24	
54617 54618 54619	O-ring female swivel - switch adaptor M10x1.25 45° elbow 90° elbow	25 25 25	
54758 54759 54760	Bulkhead male insert O-ring 90° elbow 45° elbow	26 26 26	

VERPRESSUNG CRIMP SERTI	Teilnummer part no. référance	Umschreibung description description	Seite page page
	54785	O-ring swivel - R134a valve left - 90°	27
	54786	O-ring swivel - R134a valve right - 45°	27
	541000	O-ring swivel 90° - male insert right	27
	54501	ORFS female swivel	28
	54502	ORFS female swivel - 45°	28
	54503	ORFS female swivel - 90°	28
	548750	T-splicer	29
	548751	Inline splicer - R134a valve	29
	548753	Inline splicer	29
	548754	Inline splicer - pressure sensor connection	30
	547999	Inline splicer - R1234yf valve	30
	548752	Y-splicer	30
	548760	Inline splicer - with O-ring insert	31
	548761	Inline splicer - 90° elbow	31
	8768	Stainless steel clip	32
	8769	Clip holder	32
	8766	Clip plier	35
	8767	Hose cutter	35
		Tool suitcase	35
	7042	Protection cap 7/16-20 pressure sensor connection	33
	7037	Protection cap 7034/7036	33
	7038	Protection cap 7035	33
	7039	Valve core 7035	33
	7028	O-ring	33
		Mounting instructions	34
		Mounting instructions	35

Maatvoering, afbeeldingen en teksten in deze folder zijn niet bindend.
Dimensions, pictures and text in this leaflet are not binding.
Ce document n'est pas contractuel et peut être modifié à tout moment.
Maßzahlen, Bilder und Text im dieser Katalog sind nicht bindend.
retici firma ölçüler, resimler ve tanımlamalar üzerinde değişiklik yapma hakkını saklı tutar.

**KLIMASCHLAUCH
AIRCONDITIONING HOSE
TUYAUX AIRCONDITIONNE**



Teilnr. part no. référence	Slauch- durchmesser hose size module	Inner- durchmesser hose I.D. diamètre intérieur	Ausen- durchmesser hose O.D. diamètre extérieur	min. Berst- druck min. burst press pres. minimum d'éclatement	Arbeits- druck work press pres. d'uti- lisation	min. Biegen Radius min. bend radius rayon mini de courbure	SCHLAUCH HOSE TUYAU
----------------------------------	---	---	---	--	--	---	---------------------------

		min. mm	max. mm	min. mm	max. mm	bar	bar	mm
3090-06	-6 5/16"	7.90	8.60	14.20	15.20	172	34.5	51
3090-08	-8 13/32"	10.20	11.20	16.80	17.80	172	34.5	64
3090-10	-10 1/2"	12.50	13.50	18.90	19.90	121	34.5	76
3090-12	-12 5/8"	15.60	16.60	23.10	24.10	121	34.5	102
3080-14	-14 3/4"	18.90	19.90	28.10	29.10	121	34.5	250



MULTICOOL 3090

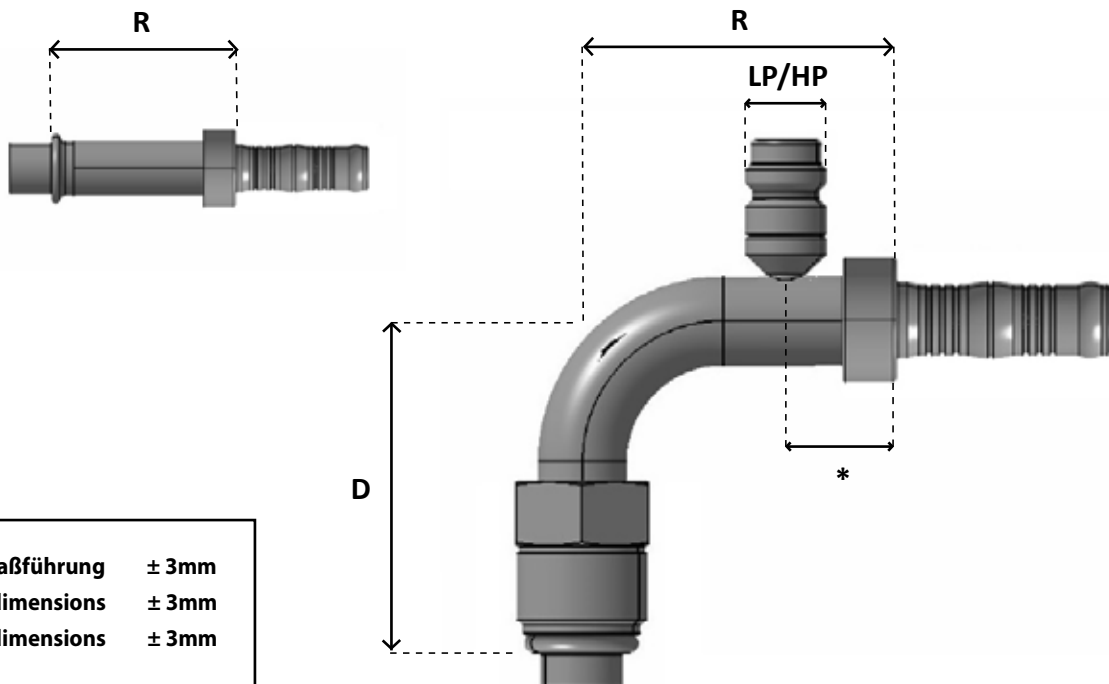
Hose construction: Seamless synthetic rubber (CR) innertube, covered with a nylon layer and reinforced with one braid. Hose has a weather, oil and abrasion resistant rubber cover (Butyl), which is perforated.

Identification: Hose is identified by partnumber and size.

Uses: Designed specifically for automotive and off highway applications for refrigerants R134a and for many others. Please contact the Burgaflex team for advise and test data.

Temperatures: -35 °C thru +125 °C



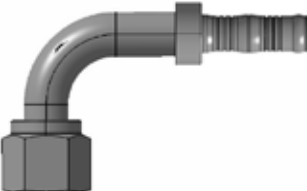
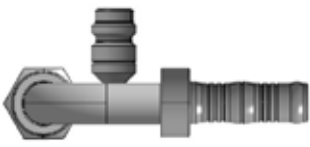
DEFINITION RUN AND DROP



Toleranz Maßführung	± 3mm
Tolerance dimensions	± 3mm
Tolérance dimensions	± 3mm

* Dimension related to partnumber between 20-25 mm.



ARMATUR FÜR KLIMASCHLAUCH
HOSE FITTINGS
RACCORDS POUR TUYAUX AIRCONDITIONNE

ARMATUREN FITTINGS RACCORDS	Teilnummer part no. référence	Anschluß fitt.conn. size module du filetage	Schlauch- durchmesser hose size module du tuyau	Gewinde thread filetage	Ventil valve valve	D	R
	54701-04-06S	-4	-6	9/16-20			36
	54701-06-06S	-6	-6	5/8-18			27
	54701-06-08S	-6	-8	5/8-18			27
	54701-08-06S	-8	-6	3/4-16			30
	54701-08-08S	-8	-8	3/4-16			30
	54701-08-10S	-8	-10	1 1/16-14			30
	54701-10-08S	-10	-8	7/8-14			33
	54701-10-10S	-10	-10	7/8-14			33
	54701-10-12S	-10	-12	7/8-14			33
	54701-12-12S	-12	-12	1 1/16-14			38
SAE 45° swivel							
	54702-04-06S	-4	-6	9/16-20		18	46
	54702-06-06S	-6	-6	5/8-18		15	40
	54702-06-08S	-6	-8	5/8-18		15	40
	54702-08-06S	-8	-6	3/4-16		15	47
	54702-08-10S	-8	-10	1 1/16-14		15	47
	54702-08-08S	-8	-8	3/4-16		15	47
	54702-10-08S	-10	-8	7/8-14		25	52
	54702-10-10S	-10	-10	7/8-14		25	52
	54702-10-12S	-10	-12	7/8-14		25	52
	54702-12-12S	-12	-12	1 1/16-14		27	62
SAE 45° swivel - 45° ellbow							
	54703-04-06S	-4	-6	9/16-20		40	40
	54703-06-06S	-6	-6	5/8-18		27	52
	54703-06-08S	-6	-8	5/8-18		27	52
	54703-08-06S	-8	-6	3/4-16		35	60
	54703-08-08S	-8	-8	3/4-16		35	60
	54703-08-10S	-8	-10	1 1/16-14		35	60
	54703-10-08S	-10	-8	7/8-14		38	60
	54703-10-10S	-10	-10	7/8-14		38	60
	54703-10-12S	-10	-12	7/8-14		38	60
	54703-12-12S	-12	-12	1 1/16-14		50	75
SAE 45° swivel - 90° ellbow							
	541703-06-06HPS	-6	-6	5/8-18	16 (HP)	27	52
SAE 45° swivel - 90° ellbow / R134a valve - left							


Sonder Armaturen auf Anfrage
Special fittings on request
Raccords spécifiques sur demande

ARMATUR FÜR KLIMASCHLAUCH
HOSE FITTINGS
RACCORDS POUR TUYAUX AIRCONDITIONNE

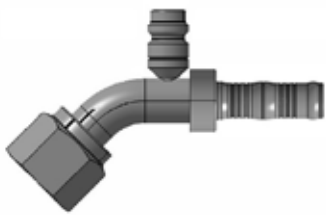


Teilnummer part no. référence	Anschluß fitt.conn. size module du filetage	Schlauch- durchmesser hose size module du tuyau	Gewinde thread filetage	Ventil valve valve	D	R	ARMATUREN FITTINGS RACCORDS
54704-06-06S	-6	-6	5/8-18			37	 Long pilot O-ring female swivel
54704-06-08S	-6	-8	5/4-16			37	
54704-08-06S	-8	-6	3/4-16			40	
54704-08-08S	-8	-8	3/4-16			40	
54704-08-10S	-8	-10	3/4-16			40	
54704-10-08S	-10	-8	7/8-14			50	
54704-10-10S	-10	-10	7/8-14			50	
54704-10-12S	-10	-12	7/8-14			50	
54704-12-12S	-12	-12	1 1/16-14			55	
54704-12-14S	-12	-14	1 1/16-14			55	
54717-06-06HPS	-6	-6	5/8-18	16 (HP)		46	
54717-08-08HPS	-8	-8	3/4-16	16 (HP)		40	
54717-08-10LPS	-8	-10	3/4-16	13 (LP)		40	
54717-10-10LPS	-10	-10	7/8-14	13 (LP)		50	
54717-10-12LPS	-10	-12	7/8-14	13 (LP)		50	
54717-12-12LPS	-12	-12	1 1/16-14	13 (LP)		55	
54717-12-14LPS	-12	-14	1 1/16-14	13 (LP)		55	
54724-06-06S	-6	-6				37	 O-ring - tube connection
54724-06-08S	-6	-8				37	
54724-08-06S	-8	-6				40	
54724-08-08S	-8	-8				40	
54724-10-10S	-10	-10				50	
54724-10-12S	-10	-12				50	
54724-12-10S	-12	-10				55	
54724-12-12S	-12	-12				55	


Sonder Armaturen auf Anfrage
Special fittings on request
Raccords spécifiques sur demande

ARMATUREN FITTINGS RACCORDS	Teilnummer part no. référence	Anschluß fitt.conn. size module du filetage	Schlauch- durchmesser hose size module du tuyau	Gewinde thread filetage	Ventil valve valve	D	R
	54705-06-06S	-6	-6	5/8-18		15	37
	54705-06-08S	-6	-8	5/8-14		15	37
	54705-08-06S	-8	-6	3/4-16		15	52
	54705-08-08S	-8	-8	3/4-16		15	52
	54705-08-10S	-8	-10	3/4-16		15	52
	54705-10-10S	-10	-10	7/8-14		17	55
	54705-10-12S	-10	-12	7/8-14		17	55
	54705-10-14S	-10	-14	7/8-16		17	55
	54705-12-12S	-12	-12	1 1/16-14		25	65
	54705-12-14S	-12	-14	1 1/16-14		25	65

Long pilot
O-ring female swivel - tube connection - 45° elbow

	54718-06-06HPS	-6	-6	5/8-18	16 (HP)	15	37
	54718-08-08HPS	-8	-8	3/4-16	16 (HP)	15	52
	54718-10-10HPS	-10	-10	7/8-14	16 (HP)	17	55
	54718-10-10LPS	-10	-10	7/8-14	13 (LP)	17	55
	54718-10-12LPS	-10	-12	7/8-14	13 (LP)	17	55
	54718-12-12LPS	-12	-12	1 1/16-14	13 (LP)	25	65

O-ring female swivel - R134a valve - 45° elbow

	54725-06-06S	-6	-6			15	37
	54725-08-08S	-8	-8			15	52
	54725-10-12S	-10	-12			17	55
	54725-12-10S	-12	-10			25	65
	54725-12-12S	-12	-12			25	65

O-ring - tube connection, without nut - 45° elbow

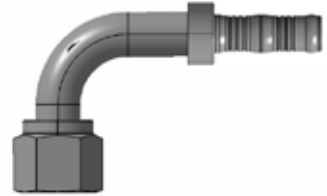
Sonder Armaturen auf Anfrage
Special fittings on request
Raccords spécifiques sur demande

ARMATUR FÜR KLIMASCHLAUCH
HOSE FITTINGS
RACCORDS POUR TUYAUX AIRCONDITIONNE



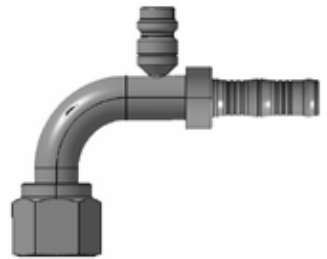
Teilnummer part no. référance	Anschluß fitt.conn. size module du filetage	Schlauch- durchmesser hose size module du tuyau	Gewinde thread filetage	Ventil valve valve	D	R	ARMATUREN FITTINGS RACCORDS
-------------------------------------	---	---	-------------------------------	--------------------------	---	---	-----------------------------------

54706-06-06S	-6	-6	5/8-18		30	40
54706-06-08S	-6	-8	6/8-18		30	40
54706-08-08S	-8	-8	3/4-16		35	50
54706-08-10S	-8	-10	3/4-16		35	50
54706-10-08S	-10	-8	7/8-14		40	60
54706-10-10S	-10	-10	7/8-14		40	57
54706-10-12S	-10	-12	7/8-14		40	57
54706-10-14S	-10	-14	7/8-14		40	57
54706-12-10S	-12	-10	1 1/16-14		45	65
54706-12-12S	-12	-12	1 1/16-14		45	65
54706-12-14S	-12	-14	1 1/16-14		45	65




O-ring female swivel - tube connection - 90° elbow

54719-06-06HPS	-6	-6	5/8-18	16 (HP)	30	40
54719-08-08HPS	-8	-8	3/4-16	16 (HP)	35	50
54719-10-10HPS	-10	-10	7/8-14	16 (HP)	40	57
54719-10-10LPS	-10	-10	7/8-14	13 (LP)	40	57
54719-10-12LPS	-10	-12	7/8-14	13 (LP)	40	57
54719-12-12LPS	-12	-12	1 1/16-14	13 (LP)	45	65



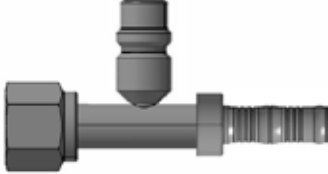
O-ring female swivel - R134a valve - 90° elbow

54726-06-06S	-6	-6			30	40
54726-08-08S	-8	-8			35	50
54726-10-10S	-10	-10			40	57
54726-10-12S	-10	-12			40	57
54726-12-10S	-12	-10			45	65
54726-12-12S	-12	-12			45	65

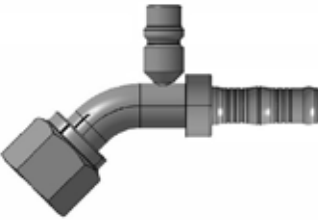


O-ring - tube connection, without nut, 90° elbow

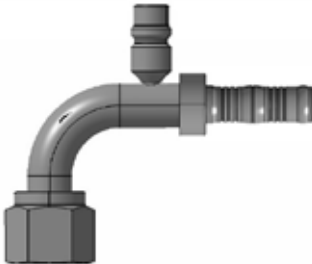
Sonder Armaturen auf Anfrage
Special fittings on request
Raccords spécifiques sur demande

ARMATUREN FITTINGS RACCORDS	Teilnummer part no. référence	Anschluß fitt.conn. size module du filetage	Schlauch- durchmesser hose size module du tuyau	Gewinde thread filetage	Ventil valve valve	D	R
	54737-06-06HPS	-6	-6	5/8-18	17 (HP)		46
	54737-08-08HPS	-8	-8	3/4-16	17 (HP)		40
	54737-08-10LPS	-8	-10	3/4-16	14 (LP)		40
	54737-10-10LPS	-10	-10	7/8-14	14 (LP)		50
	54737-10-12LPS	-10	-12	7/8-14	14 (LP)		50
	54737-12-12LPS	-12	-12	1 1/16-14	14 (LP)		55
	54737-12-14LPS	-12	-14	1 1/16-14	14 (LP)		55

O-ring female swivel - R1234yf valve

	54738-06-06HPS	-6	-6	5/8-18	17 (HP)	15	45
	54738-08-08HPS	-8	-8	3/4-16	17 (HP)	15	52
	54738-10-10LPS	-10	-10	7/8-14	14 (LP)	17	55
	54738-10-12LPS	-10	-12	7/8-14	14 (LP)	17	55
	54738-12-12LPS	-12	-12	1 1/16-14	14 (LP)	25	65

O-ring female swivel - R1234yf valve - 45° elbow

	54739-06-06HPS	-6	-6	5/8-18	17 (HP)	30	40
	54739-08-08HPS	-8	-8	3/4-16	17 (HP)	35	50
	54739-10-10LPS	-10	-10	7/8-14	14 (LP)	40	57
	54739-10-12LPS	-10	-12	7/8-14	14 (LP)	40	57
	54739-12-12LPS	-12	-12	1 1/16-14	14 (LP)	45	65

O-ring female swivel - R1234yf valve - 90° elbow

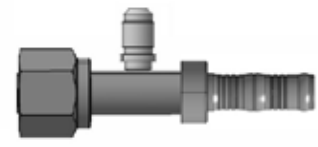
Sonder Armaturen auf Anfrage
Special fittings on request
Raccords spécifiques sur demande

ARMATUR FÜR KLIMASCHLAUCH
HOSE FITTINGS
RACCORDS POUR TUYAUX AIRCONDITIONNE




Teilnummer part no. référence	Anschluß fitt.conn. size module du filetage	Schlauch- durchmesser hose size module du tuyau	Gewinde thread filetage	Ventil valve valve	D	R	ARMATUREN FITTINGS RACCORDS
-------------------------------------	---	---	-------------------------------	--------------------------	---	---	-----------------------------------

54710-06-06S	-6	-6	5/8-18	7/16-20		46	
54710-08-08S	-8	-8	3/4-16	7/16-20		40	
54710-10-10S	-10	-10	7/8-14	7/16-20		50	
54710-12-12S	-12	-12	1 1/16-14	7/16-20		55	



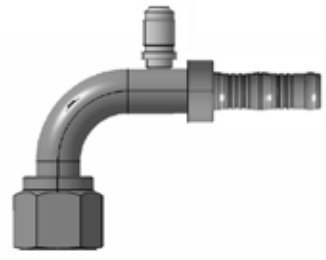
O-ring female swivel - pressure sensor 7/16-20

54711-06-06S	-6	-6	5/8-18	7/16-20	15	45	
54711-08-08S	-8	-8	3/4-16	7/16-20	15	52	
54711-10-10S	-10	-10	7/8-14	7/16-20	17	55	
54711-12-12S	-12	-12	1 1/16-14	7/16-20	25	65	



O-ring female swivel - pressure sensor 7/16-20
45° elbow

54712-06-06S	-6	-6	5/8-18	7/16-20	30	40	
54712-08-08S	-8	-8	3/4-16	7/16-20	35	50	
54712-10-10S	-10	-10	7/8-14	7/16-20	40	57	
54712-12-12S	-12	-12	1 1/16-14	7/16-20	45	65	



O-ring female swivel - pressure sensor 7/16-20
90° elbow


Sonder Armaturen auf Anfrage
Special fittings on request
Raccords spécifiques sur demande

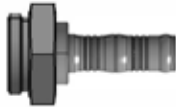
ARMATUREN FITTINGS RACCORDS	Teilnummer part no. référence	Anschluß fitt.conn. size module du filetage	Schlauch- durchmesser hose size module du tuyau	Gewinde thread filetage	Ventil valve valve	D	R
 Long pilot O-ring TXV connection	54751-12-10S	-12	-10				53
 Long pilot O-ring, TXV connection - 45° elbow	54752-12-10S	-12	-10			15	55
 Long pilot O-ring, TXV connection - 90° elbow	54753-12-10S	-12	-10			45	55

Sonder Armaturen auf Anfrage
Special fittings on request
Raccords spécifiques sur demande

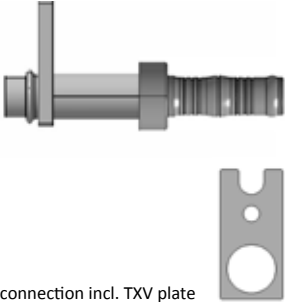
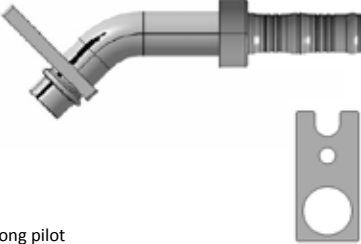
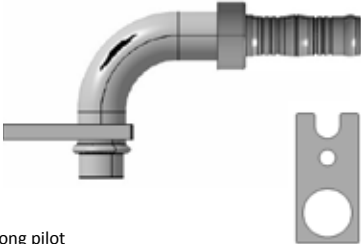
ARMATUR FÜR KLIMASCHLAUCH
HOSE FITTINGS
RACCORDS POUR TUYAUX AIRCONDITIONNE



Teilnummer part no. référence	Anschluß fitt.conn. size module du filetage	Schlauch- durchmesser hose size module du tuyau	Gewinde thread filetage	Ventil valve valve	D	R	ARMATUREN FITTINGS RACCORDS
54729-06-06HPS	-6	-6		16 (HP)	30	40	 <p>Long pilot O-ring - without nut - with R134a valve 90° elbow</p>
54729-08-08HPS	-8	-8		16 (HP)	35	50	
54729-10-10LPS	-10	-10		13 (LP)	40	57	
54729-10-12LPS	-10	-12		13 (LP)	40	57	
54729-12-12LPS	-12	-12		13 (LP)	45	65	

54747-08-06S	-8	-6	M18X1,5			25	 <p>Quick disconnect connect</p>
54747-08-08S	-8	-8	M18X1,5			25	
54747-10-06S	-10	-6	7/8-20			25	
54747-10-08S	-10	-8	7/8-20			25	
54747-10-10S	-10	-10	7/8-20			25	
54747-12-10S	-12	-10	1 1/4-18			25	

Sonder Armaturen auf Anfrage
 Special fittings on request
 Raccords spécifiques sur demande

ARMATUREN FITTINGS RACCORDS	Teilnummer part no. référence	Anschluß fitt.conn. size module du filetage	Schlauch- durchmesser hose size module du tuyau	Gewinde thread filetage	Ventil valve valve	D	R
 <p>Long pilot O-ring TXV connection incl. TXV plate</p>	54304-12-10S	-12	-10				55
	54304-12-12S	-12	-12				55
 <p>Long pilot O-ring, TXV connection incl. TXV plate - 45° elbow</p>	54305-12-10S	-12	-10			25	65
	54305-12-12S	-12	-12			25	65
 <p>Long pilot O-ring, TXV connection incl. TXV plate - 90° elbow</p>	54306-12-10S	-12	-10			45	65
	54306-12-12S	-12	-12			45	65

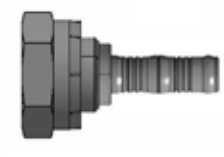
Sonder Armaturen auf Anfrage
Special fittings on request
Raccords spécifiques sur demande

ARMATUR FÜR KLIMASCHLAUCH
HOSE FITTINGS
RACCORDS POUR TUYAUX AIRCONDITIONNE



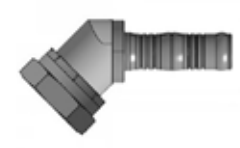
Teilnummer part no. référance	Anschluß fitt.conn. size module du filetage	Schlauch- durchmesser hose size module du tuyau	Gewinde thread filetage	Ventil valve valve	D	R	ARMATUREN FITTINGS RACCORDS
-------------------------------------	---	---	-------------------------------	--------------------------	---	---	-----------------------------------

54707-10-08S	-10	-8	1-14			15	
54707-10-10S	-10	-10	1-14			15	
54707-10-12S	-10	-12	1-14			15	



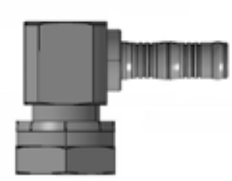
Tube-O compressor fitting

54708-10-08S	-10	-8	1-14		16	8	
54708-10-10S	-10	-10	1-14		16	8	
54708-10-12S	-10	-12	1-14		16	8	



Tube-O compressor fitting - 45° elbow

54709-10-08S	-10	-8	1-14		18	15	
54709-10-10S	-10	-10	1-14		18	15	
54709-10-12S	-10	-12	1-14		18	15	



Tube-O compressor fitting - 90° elbow

Sonder Armaturen auf Anfrage
Special fittings on request
Raccords spécifiques sur demande

ARMATUR FÜR KLIMASCHLAUCH
HOSE FITTINGS
RACCORDS POUR TUYAUX AIRCONDITIONNE



Teilnummer part no. référance	Anschluß fitt.conn. size module du filetage	Schlauch- durchmesser hose size module du tuyau	Gewinde thread filetage	Ventil valve valve	D	R	ARMATUREN FITTINGS RACCORDS
-------------------------------------	---	---	-------------------------------	--------------------------	---	---	-----------------------------------

54450-10-08S	-10	-8	1-14		18	18	
54450-10-10S	-10	-10	1-14		18	18	
54450-10-12S	-10	-12	1-14		18	18	



Tube-O HEX block 90°

54451-10-08HPS	-10	-8	1-14	16 (HP)	18	18	
54451-10-10LPS	-10	-10	1-14	13 (LP)	18	18	
54451-10-12LPS	-10	-12	1-14	13 (LP)	18	18	



Tube-O HEX block 90° / R134a valve - top

54453-10-08HPS	-10	-8	1-14	16 (HP)	18	18	
54453-10-10LPS	-10	-10	1-14	13 (LP)	18	18	
54453-10-12LPS	-10	-12	1-14	13 (LP)	18	18	



Tube-O HEX block 90° / R134a valve - 120°

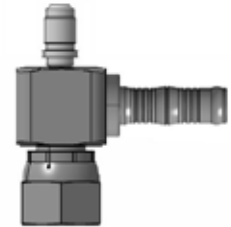
Sonder Armaturen auf Anfrage
Special fittings on request
Raccords spécifiques sur demande

**ARMATUR FÜR KLIMASCHLAUCH
HOSE FITTINGS
RACCORDS POUR TUYAUX AIRCONDITIONNE**



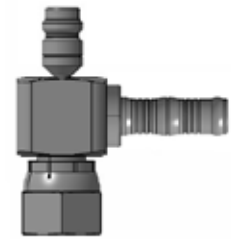
Teilnummer part no. référence	Anschluß fitt.conn. size module du filetage	Schlauch- durchmesser hose size module du tuyau	Gewinde thread filetage	Ventil valve valve	D	R	ARMATUREN FITTINGS RACCORDS
-------------------------------------	---	---	-------------------------------	--------------------------	---	---	-----------------------------------

54741-06-06S	-6	-6	5/8-18	7/16-20	24	15
54741-08-08S	-8	-8	3/4-16	7/16-20	24	15
54741-10-10S	-10	-10	7/8-14	7/16-20	26	15
54741-12-12S	-12	-12	1 1/16-14	7/16-20	28	15



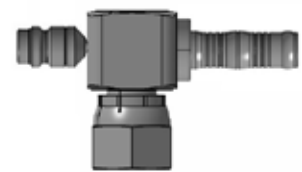
O-ring swivel block type - pressure sensor 7/16-20

54742-06-06HPS	-6	-6	5/8-18	16 (HP)	24	15
54742-08-08HPS	-8	-8	3/4-16	16 (HP)	24	15
54742-10-10LPS	-10	-10	7/8-14	13 (LP)	26	15
54742-12-12LPS	-12	-12	1 1/16-14	13 (LP)	28	15



O-ring swivel block type - 90° - R134a valve - top

54412-06-06HPS	-6	-6	5/8-18	16 (HP)	24	15
54412-08-08HPS	-8	-8	3/4-16	16 (HP)	24	15
54412-10-10LPS	-10	-10	7/8-14	13 (LP)	26	15
54412-12-12LPS	-12	-12	1 1/16-14	13 (LP)	28	15



O-ring swivel block type- R134a valve - forward

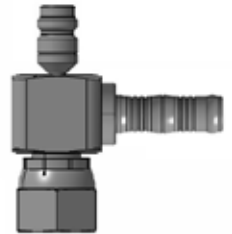
**Sonder Armaturen auf Anfrage
Special fittings on request
Raccords spécifiques sur demande**

**ARMATUR FÜR KLIMASCHLAUCH
HOSE FITTINGS
RACCORDS POUR TUYAUX AIRCONDITIONNE**



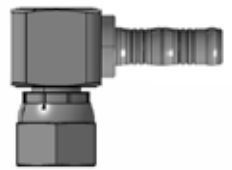
Teilnummer part no. référence	Anschluß fitt.conn. size module du filetage	Schlauch- durchmesser hose size module du tuyau	Gewinde thread filetage	Ventil valve valve	D	R	ARMATUREN FITTINGS RACCORDS
-------------------------------------	---	---	-------------------------------	--------------------------	---	---	-----------------------------------

54420-06-06S	-6	-6	5/8-18	16 (HP)	13	15
54420-08-08S	-8	-8	3/4-16	16 (HP)	16	15
54420-10-10S	-10	-10	7/8-14	13 (LP)	16	15



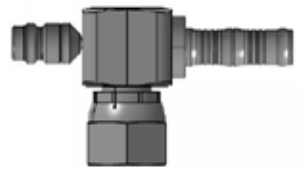
Short drop
O-ring swivel - 90° block type - R134a valve - top

54421-06-06S	-6	-6	5/8-18		13	15
54421-08-08S	-8	-8	3/4-16		16	15
54421-10-10S	-10	-10	7/8-14		16	15



Short drop
O-ring swivel - 90° block type

54422-06-06HPS	-6	-6	5/8-18	16 (HP)	13	15
54422-08-08HPS	-8	-8	3/4-16	16 (HP)	16	15
54422-10-10LPS	-10	-10	7/8-14	13 (LP)	16	15




Short drop
O-ring swivel - 90° block type - R134a valve - forward

**Sonder Armaturen auf Anfrage
Special fittings on request
Raccords spécifiques sur demande**

**ARMATUR FÜR KLIMASCHLAUCH
HOSE FITTINGS
RACCORDS POUR TUYAUX AIRCONDITIONNE**



Teilnummer part no. référence	Anschluß fitt.conn. size module du filetage	Schlauch- durchmesser hose size module du tuyau	Gewinde thread filetage	Ventil valve valve	D	R	ARMATUREN FITTINGS RACCORDS
54213-06-06S	-6	-6	5/8-18			38	
54213-08-08S	-8	-8	3/4-18			45	
54213-10-10S	-10	-10	7/8-18			55	
54213-10-12S	-10	-12	7/8-18			55	
54213-12-12S	-12	-12	1 1/16-16			60	


Short pilot
O-ring male swivel

54215-06-06S	-6	-6	5/8-18		22	40
54215-08-08S	-8	-8	3/4-18		25	55
54215-10-10S	-10	-10	7/8-18		27	67
54215-12-12S	-12	-12	1 1/16-16		35	80



Short pilot
O-ring male swivel, 45° elbow

54214-06-06S	-6	-6	5/8-18		40	32
54214-08-08S	-8	-8	3/4-18		45	40
54214-10-10S	-10	-10	7/8-18		52	50
54214-10-12S	-10	-12	7/8-18		52	50
54214-12-12S	-12	-12	1 1/16-16		60	60



Short pilot
O-ring male swivel, 90° elbow

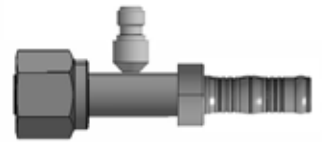
**Sonder Armaturen auf Anfrage
Special fittings on request
Raccords spécifiques sur demande**

ARMATUR FÜR KLIMASCHLAUCH
HOSE FITTINGS
RACCORDS POUR TUYAUX AIRCONDITIONNE




Teilnummer part no. référence	Anschluß fitt.conn. size module du filetage	Schlauch- durchmesser hose size module du tuyau	Gewinde thread filetage	Ventil valve valve	D	R	ARMATUREN FITTINGS RACCORDS
-------------------------------------	---	---	-------------------------------	--------------------------	---	---	-----------------------------------

54617-06-06S	-6	-6	5/8-18	M10x1.25		46
54617-08-08S	-8	-8	3/4-16	M10x1.25		40
54617-10-10S	-10	-10	7/8-14	M10x1.25		50
54617-12-12S	-12	-12	1 1/16-14	M10x1.25		55



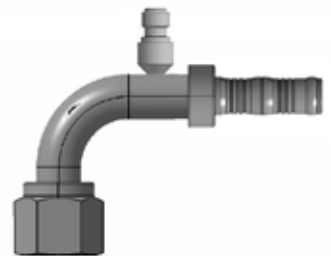
O-ring female swivel - switch adapter M10x1.25

54618-06-06S	-6	-6	5/8-18	M10x1.25	15	45
54618-08-08S	-8	-8	3/4-16	M10x1.25	15	52
54618-10-10S	-10	-10	7/8-14	M10x1.25	17	55
54618-12-12S	-12	-12	1 1/16-14	M10x1.25	25	65



O-ring female swivel - switch adapter M10x1.25, 45° elbow

54619-06-06S	-6	-6	5/8-18	M10x1.25	30	40
54619-08-08S	-8	-8	3/4-16	M10x1.25	35	50
54619-10-10S	-10	-10	7/8-14	M10x1.25	40	57
54619-12-12S	-12	-12	1 1/16-14	M10x1.25	45	65



O-ring female swivel - switch adapter M10x1.25, 90° elbow

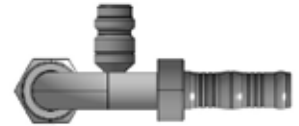
Sonder Armaturen auf Anfrage
Special fittings on request
Raccords spécifiques sur demande

ARMATUR FÜR KLIMASCHLAUCH
HOSE FITTINGS
RACCORDS POUR TUYAUX AIRCONDITIONNE



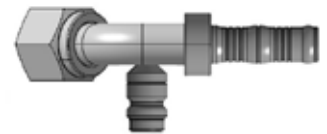
Teilnummer part no. référence	Anschluß fitt.conn. size module du filetage	Schlauch- durchmesser hose size module du tuyau	Gewinde thread filetage	Ventil valve valve	D	R	ARMATUREN FITTINGS RACCORDS
-------------------------------------	---	---	-------------------------------	--------------------------	---	---	-----------------------------------

54785-06-06HPS	-6	-6	5/8-18	16 (HP)	30	40
54785-08-08HPS	-8	-8	3/4-16	16 (HP)	35	50
54785-10-10HPS	-10	-10	7/8-14	16 (HP)	40	57
54785-10-10LPS	-10	-10	7/8-14	13 (LP)	40	57
54785-12-12LPS	-12	-12	1 1/16-14	13 (LP)	45	65



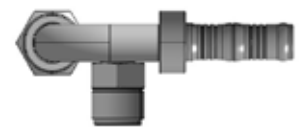
O-ring swivel R134a valve - left - 90°

54786-06-06HPS	-6	-6	5/8-18	16 (HP)	15	45
54786-08-08HPS	-8	-8	3/4-16	16 (HP)	15	52
54786-10-10HPS	-10	-10	7/8-14	16 (HP)	17	55
54786-08-08LPS	-8	-8	3/4-16	13 (LP)	15	52
54786-10-10LPS	-10	-10	7/8-14	13 (LP)	17	55
54786-12-12LPS	-12	-12	1 1/16-14	13 (LP)	25	65



O-ring swivel R134a valve - right - 45°


541000-08-08-06S		-8	3/4-16		30	40
541000-10-10-06S		-10	7/8-14		40	57




O-ring swivel male insert - right - 90°

Sonder Armaturen auf Anfrage
Special fittings on request
Raccords spécifiques sur demande

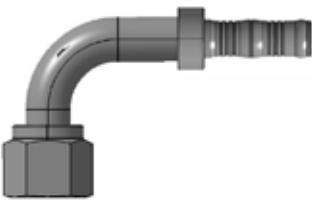
ARMATUR FÜR KLIMASCHLAUCH
HOSE FITTINGS
RACCORDS POUR TUYAUX AIRCONDITIONNE

ARMATUREN FITTINGS RACCORDS	Teilnummer part no. référence	Anschluß fitt.conn. size module du filetage	Schlauch- durchmesser hose size module du tuyau	Gewinde thread filetage	Ventil valve valve	D	R
	54501-04-06S	-4	-6	9/16-18			10
	54501-06-06S	-6	-6	11/16-16			10
	54501-08-08S	-8	-8	13/16-16			12
	54501-10-10S	-10	-10	1-14			15
	54501-12-12S	-12	-12	1 3/16-12			15
	54501-16-16S	-16	-16	1 7/16-12			15

ORFS female swivel

	54502-04-06S	-4	-6	9/16-18		15	45
	54502-06-06S	-6	-6	11/16-16		15	45
	54502-08-08S	-8	-8	13/16-16		15	52
	54502-10-10S	-10	-10	1-14		17	55
	54502-10-12S	-10	-12	1-14		17	55
	54502-12-12S	-12	-12	1 3/16-12		25	75
	54502-16-16S	-16	-16	1 7/16-12		30	80

ORFS female swivel, 45° elbow

	54503-04-06S	-4	-6	9/16-18		30	40
	54503-06-06S	-6	-6	11/16-16		30	40
	54503-06-08S	-6	-8	11/16-16		30	40
	54503-08-08S	-8	-8	13/16-16		35	50
	54503-08-10S	-8	-10	13/16-16		35	50
	54503-10-10S	-10	-10	1-14		40	50
	54503-12-12S	-12	-12	1 3/16-12		50	60
54503-16-16S	-16	-16	1 7/16-12		60	70	

ORFS female swivel, 90° elbow

Sonder Armaturen auf Anfrage
Special fittings on request
Raccords spécifiques sur demande

ARMATUR FÜR KLIMASCHLAUCH
HOSE FITTINGS
RACCORDS POUR TUYAUX AIRCONDITIONNE



Teilnummer part no. référance	Schlauch- durchmesser hose size module du tuyau	Gewinde thread filetage	Ventil valve valve	D	R	ARMATUREN FITTINGS RACCORDS
-------------------------------------	---	-------------------------------	--------------------------	---	---	-----------------------------------

548750-06-06-06S	-6				25	
548750-08-08-08S	-8				25	
548750-10-10-10S	-10				25	
548750-12-12-12S	-12				25	



T-splicer

548751-06-06HPS	-6		16 (HP)		25	
548751-08-08HPS	-8		16 (HP)		25	
548751-10-10HPS	-10		16 (HP)		25	
548751-10-10LPS	-10		13 (LP)		25	
548751-12-12LPS	-12		13 (LP)		25	



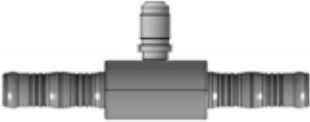


Inline splicer R134a valve

548753-06-06S	-6				25	
548753-08-08S	-8				25	
548753-10-10S	-10				25	
548753-12-12S	-12				25	



Inline splicer


Sonder Armaturen auf Anfrage
 Special fittings on request
 Raccords spécifiques sur demande

ARMATUREN FITTINGS RACCORDS	Teilnummer part no. référence	Schlauch- durchmesser hose size module du tuyau	Gewinde thread filetage	Ventil valve valve	D	R
	548754-06-06S	-6		7/16-20		25
	548754-08-08S	-8		7/16-20		25
	548754-10-10S	-10		7/16-20		25
	548754-12-12S	-12		7/16-20		25
Inline splicer - pressure sensor 7/16-20						
	547999-06-06HPS	-6		17 (HP)		25
	547999-08-08HPS	-8		17 (HP)		25
	547999-10-10LPS	-10		14 (LP)		25
	547999-12-12LPS	-12		14 (LP)		25
Inline splicer - R1234yf valve						
	548752-06-06-06S	-6			55	60
	548752-08-08-08S	-8			62	70
	548752-10-10-10S	-10			67	75
	548752-12-12-12S	-12			75	90
Y-Splicer						

Sonder Armaturen auf Anfrage
Special fittings on request
Raccords spécifiques sur demande

**ARMATUR FÜR KLIMASCHLAUCH
HOSE FITTINGS
RACCORDS POUR TUYAUX AIRCONDITIONNE**



Teilnummer part no. référence	Schlauch- durchmesser hose size module du tuyau	Gewinde thread filetage	Ventil valve valve	D	R	ARMATUREN FITTINGS RACCORDS
548760-10-10-08S	-8	3/4 - 16			25	 Inline splicer - with O-ring insert

548761-10-10-06S	-6			45	25
548761-10-10-12S	-12			60	25



Inline splicer - 90° elbow

**Sonder Armaturen auf Anfrage
Special fittings on request
Raccords spécifiques sur demande**

ARMATUR FÜR KLIMASCHLAUCH
HOSE FITTINGS
RACCORDS POUR TUYAUX AIRCONDITIONNE



	Schlauch- durchmesser hose size module du tuyau					ARMATUREN FITTINGS RACCORDS
8768 -06	-6					 <p data-bbox="1369 797 1506 819">Stainless steel clip</p>
8768 -08	-8					
8768 -10	-10					
8768 -12	-12					
8768 -14	-14					
8769 -06	-6					 <p data-bbox="1426 1216 1506 1238">Clip holder</p>
8769 -08	-8					
8769 -10	-10					
8769 -12	-12					
8769 -14	-14					
8766						 <p data-bbox="1442 1462 1506 1485">Clip plier</p>
8767						 <p data-bbox="1422 1749 1506 1771">Hose cutter</p>
Tool suitcase						 <p data-bbox="1410 2029 1506 2051">Tool suitcase</p>

KAPPE

O-RING HNBR

PROTECTION CAP

O-RING HNBR

CAPUCHON

O-RING HNBR

part no.



7042

protection cap 7/16 - 201/4



54XXX-X-XS
54XXX = Bestell nr., part no., référence
X = Schlauchgröße, fitt.conn.size, module du filetage
X = Schlauchmaß, hoze size, module du tuyau,
S = Stahl, staal, steel

part no.	I.D. (mm)	width (mm)	proposed torque (Nm)
7028-06	7.65	1.78	13,6-20,3
7028-08	10.82	1.78	32,5-42,0
7028-10	14.00	1.78	35,3-42,0
7028-12	17.17	1.78	40,7-47,5

SCHLUSSKAPPE

PROTECTION CAP VALVES + CORE

RUN AND DROP


CAPUCHON

part no.



7037

protection cap (red) (HP)



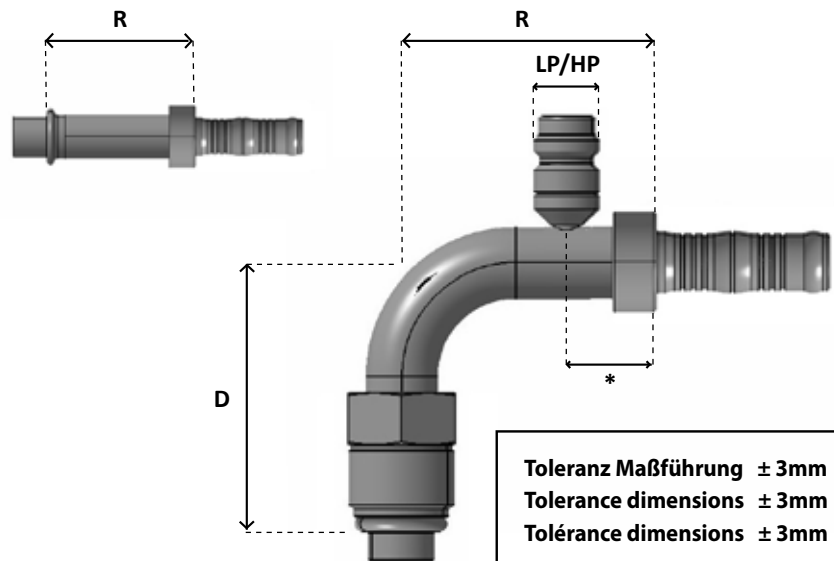
7038

protection cap (blue) (LP)



7039

valve core



* Dimension related to partnumber between 20-25 mm.

MONTAGEANLEITUNG

ASSEMBLY INSTRUCTION

INSTRUCTION DE MONTAGE



1. De slang snijden.

Snij de slang op de juiste lengte met behulp van de Burgaflex snijtang (nr. 8767). Snij de slang haaks af.

Cut the hose.

Cut the hose to proper length with the Burgaflex hose cutter (nr. 8767). à couper. The cut must be made normal to the hose length.

Coupe du tuyau.

Couper le tuyau à la longueur désirée à l'aide de pince Burgaflex (nr. 8767). La coupe doit être perpendiculaire par rapport à l'axe du tuyau.

Schlauch abschneiden.

Den Schlauch mit dem Burgaflex Schneidewerkzeug (Nr. 8767) auf die richtige Länge zuschneiden. Der Schnitt muß im rechten Winkel zur Schlauchachse erfolgen.

Hortumu kesin.

Hortumu Burgaflex hortum makası (no. 8767) kullanarak istenen boyda hortumu kesin.



2. De twee clips in de clipholder plaatsen.

Plaats twee clips van het juiste formaat, in dezelfde richting, in de clipholder.

Place the two clips in the clip holder.

Install two proper-sized clips into the clipholder. For ease of assembly both clips should have the same orientation.

Placer les deux clips dans l'étriers de fixation.

Monter deux clips de taille appropriée dans l'étriers de fixation. Il est préférable que les deux clips soient orientés de même manière.

Vormontage der Clips in den Clip-halter.

Zwei Clips der entsprechenden Größe in den Clip-Halter stecken. Zur Vereinfachung der Montage sollten beide Clips gleich ausgerichtet sein.

İki adet kelepçeyi tutucu parçanın içine yerleştirin.

Uygun ölçülerde iki adet kelepçeyi plastik tutucu parçanın içine yerleştirin. Sıkma kolaylığı sağlamak için kelepçelerin sıkma çenelerinin aynı yönde olmaları gerekmektedir.



3. Clips en clipholder op de slang schuiven.

Plaats de clipholder met de twee clips op de slang. Zo, dat de zijde met de opening tegen het slangeinde aanligt.

Slip on the clipholder with the clips.

Place the clipholder with the two clips on the hose. In such a manner that the side with the smallest hole touches the end of the hose.

Montage d'étriers de fixation avec les clips.

Monter l'étriers de fixation avec les deux clips au Burgaclip fitting. De manière à ce que l'étrier soit du côté du tuyau.

Den Clip-Halter mit den Clips auf dem Schlauch montieren.

Der Clip-Halter mit den zwei Clips auf den Burgaflex-Kältemittelschlauch der entsprechenden Größe aufschieben, so daß die Seite mit der kleineren Öffnung am Schlauchende anliegt.

Tutucu parçayı kelepçeleriyle birlikte hortum üzerine yerleştirin.

Tutucu parçayı hortum çapına uygun delik yönünden düzgünce geçirerek yerleştirin. Tutucu parçanın alın yüzeyi ile hortumun alın yüzeyi tam temas sağlamalıdır.

4. Burgaclip fitting smeren.

De fitting rijkkelijk met PAG-olie insmeren. Dit is nodig om de fitting gemakkelijk in slang te schuiven.

Oil the Burgaclip fitting.

Lubricate the fitting with a generous amount of the A/C system's lubricator oil. This is to lower the force of the insertion.

Graissage du Burgaclip raccord.

Huiler abondamment le raccord avec de l'huile compresseur. Ceci est indispensable afin de réduire la force nécessaire pour introduire le raccord.

Die Armatur ölen.

Nippelende des Fittings leicht mit Kältemaschinenöl einölen um die zum aufsteckendes schlauches notwendige Kraft zu verringern.

Burgaclip rakoru uygun soğutma yağı ile yağlayın. Rakorun hortuma rahatça girebilmesi için soğutma sisteminde kullanılacak kendi yağı ile rakor yağlanmalıdır.

**5. De Burgaclip fitting in de slang brengen.**

Breng de fitting in de slang. Om er zeker van te zijn dat de fitting volledig in de slang zit, mag er geen ruimte tussen de schouder en het einde van de slang zitten.

Insert the Burgaclip fitting into the hose.

Insert the fitting into the hose. Ensure that the fitting is fully inserted by checking the gap between the end of the hose and the shoulder of the fitting.

Introduction du Burgaclip raccord dans le tuyau.

Introduire le raccord dans le tuyau. Jusqu'au contact de l'étrier.

Montage der Burgaclip Armatur

Fitting durch den Clip-Halter in den Schlauch stecken. Darauf achten, dass der Nippelbund am Anschlag des Clip-Halters anliegt.

Burgaclip rakoru hortuma sokun.

Rakorun hortuma doğru ve tam yerleştirildiğinden ve hortum ile rakorun alın altına tam temas sağladığından emin olun.

**6. De RVS Clips sluiten.**

Sluit beide Clips m.b.v. de Burgaflex Cliptang (nr. 8766). De tang opent zich als de juiste waarde is bereikt. Begin met de Clip het dichtst bij het slangeinde.

Close the clips.

Close both Clips with the Burgaflex Clip pliers (nr. 8766). The pliers open themselves when the right force has been reached. Start with the clip closest to the end of the hose.

Fermeture des clips.

Ouvrir la pince (nr. 8766) pour introduire les becs de clips. Puis refermer totalement la pince pour libérer les becs du clips.

Die Clips schließen.

Mit Hilfe der Burgaflex-Montagezange (Nr. 8766) beide Clips schliessen, wobei sich die Zange erst nach dem Erreichen des korrekten Pressmaßes wieder öffnen lässt. Beginnen Sie dabei mit dem Clip, der Richtung Schlauch positioniert ist.

Kelepçeleri sıkın.

Her iki kelepçeyi Burgaflex kelepçe sıkıcı el aleti (no.8766) kullanarak sıkın. Sıkıcı el aleti kelepçe tam olarak sıkıldığı anda kendi kendine açılacak ilk olarak hortum ucundaki kelepçeyi sıkımla başlayın.

**7. Klaar!**

U heeft nu een slang/fitting-verbinding gerealiseerd die een duurzame afsluiting mogelijk maakt.

Done!

Now you have realized a durable hose/fitting connection.

Fin!

Vous avez réalisé un raccord dement durable.

Fertig!

Sie haben jetzt eine definiert verpresste Verbindung hergestellt, die dauerhafte Dichtheit gewährleistet.

Hazır!

İşte şimdi uzun ömürlü bir hortum/rakor bağlantısını kolayca gerçekleştirdiniz.

Burgaflex BV Holland

Mon Plaisir 112
4879 AT Etten-Leur
Tel. +31(0)76 503 5000
E-mail info@burgaflex.nl

Burgaflex UK Ltd.

Unit 1.03 Phoenix Park Industrial Estate
Phoenix Close
Heywood, Lancs. OL10 2JG
Tel. +44(0)1706 620 220
E-mail info@burgaflex.co.uk

Burgaflex Turkey Ltd.

Orta Olcekli San. Sit., 14.Sokak No. 10
Muradiye Mah., Yunusemre 45140
Manisa Turkey
Tel. +90(0)236 2140520 - 21
E-mail info@burgaflex.com.tr

Burgaflex Poland SP. Z.o.o.

ul. Plonów 24
41-200 Sosnowiec
Tel. +48(0)720 873 405
E-mail info@burgaflex.com

Burgaflex France SAS

Z.A. De Perriers, 82-84 Route de Cor
78505 SARTROUVILLE CEDEXmeilles
Tel. +33(0)1 3962 83 67
E-mail info@burgaflex.fr

Burgaflex Asia Pacific

14 Motorway Circuit
Ormeau, Queensland 4208
Tel. +61(0)7 5549 4022
E-mail info@burgaflex.com.au

Burgaflex China Limited

Unit 1109, 11/F, Manhattan Center
8 Kwai Cheong Road, Kwai Chung, N.T.
Hong Kong
Tel. +852(0)2422 0180

Burgaflex



www.burgaflex.com