


Other Bespoke Items



*Curtain Track,
Stair Rope and Rods
& Other Made to Measure Products*

SECTION I

LATHS, PELMET BOARDS and FACIAS

Pelmets & Facias

LATH / PELMET BOARD

- ◆ **BESPOKE MADE TO MEASURE SERVICE** - produced to your specific requirements
- ◆ Available Unfinished, Stained or Painted
- ◆ Boards fitted with track are supplied with suitable angle brackets



WHITE PAINTED LATH* and PLAIN FACIA

WHITE PAINTED LATH*

UNPAINTED LATH*

Stock Unit CUT TO SIZE

Stock Length Random up to 5 metre

Lath - Stock width 145mm (6") and 210mm (9") – nominal sizes


Lath - 21mm (7/8") thick

- ◆ Any width Lath up to 300mm (12") width can be manufactured (see page 12)
- ◆ Widths over 300mm (12") can be produced and will be joined and glued (see page 12)
- ◆ Lath boards can be ANGLED CURVED and SHAPED for BAY WINDOWS (see page 12 for examples)
- ◆ Lath boards will be PROFESSIONALLY MADE to follow curve or angle of bay - for best results templates are required
- ◆ Excellent for the mounting of Regular, Double Duty Silent Gliss tracks, Skytrack & Huntland "I" Beam section
- ◆ Curtain Tracks will be mounted CENTRALLY on Lath unless specified
- ◆ Use SPACER to raise track from surface of Lath if using angle brackets - (See page 15)



PLAIN FACIA BOARDS

- ◆ Ideal for covering in fabric or painting to hide the front edge of Regular, Double Duty and Silent Gliss tracks
- ◆ For Regular use a 41mm (1 1/8") deep Facia
- ◆ For Double Duty use a 48mm (1 7/8") deep Facia
- ◆ For Silent Gliss 3000 use a 45mm (1 3/4") deep Facia
- ◆ For Silent Gliss 3900 use a 45mm (1 3/4") deep Facia
- ◆ Add 6mm (1/4") to above depths if spacers are used
- ◆ Facias up to 100mm (4") deep - made from 3mm thick hardboard
- ◆ Facias over 100mm (4") deep - made from 6mm thick plywood



SHAPED FACIA BOARDS

- ◆ Easily attached to Lath
- ◆ 6 attractive, flowing designs
- ◆ Dramatic impact, stunning effects
- ◆ Available painted or unfinished
- ◆ Colour matching service available. Paint colours can be matched to any commercial paint range
- ◆ NOT suitable for staining

Stock Length 1.85 metres (6')

Depth 175mm (6 3/4")

*LATH - also known as PELMET BOARD or BOARD

LATHS, PELMET BOARDS and FACIAS

Pelmets & Facias

LATH / PELMET BOARD

- ◆ *BESPOKE MADE TO MEASURE SERVICE - produced to your specific requirements*
- ◆ *Available Unfinished, Stained or Painted*
- ◆ *Boards fitted with track are supplied with suitable angle brackets*

We can also provide

ANGLED or SWEEP BAY BOARDS

Stock Unit MADE TO ORDER
Width from 75mm (3") to 400mm (16")

- ◆ *We also use "biscuit" pieces when joining Angled or Swept boards to provide EXTRA strength*



BOARDS with CUT OUTS

Stock Unit MADE TO ORDER
Width from 75mm (3") to 400mm (16")

"D" SHAPED BOARDS

Stock Unit MADE TO ORDER
Width from 75mm (3") to 400mm (16")



BOARDS with "VELCRO" ATTACHED

Stock Unit MADE TO ORDER
Width from 75mm (3") to 400mm (16")

- ◆ *VELCRO can be fitted to the FRONT or FRONT and RETURNS (SIDES)*



BOARDS SUPPLIED in 2 PARTS

- ◆ *LAPPED JOINTS - For boards supplied in 2 parts a LAPPED JOINT offers a more stable and secure alternative to the traditional "biscuit" joint. (Lapped joints carry a small surcharge)*



BOARDS 225mm and OVER in WIDTH

- ◆ *Boards over 225mm (9") in width are made up of 2 pieces*
- ◆ *"Biscuit" pieces are an ideal way of joining boards together to make a board width GREATER than 225mm (9")*
- ◆ *STRONG and SECURE - joint is glued for extra strength*



STEEL ANGLE BRACKETS

Steel Brackets

- ◆ Ideal for shelf brackets
- ◆ For use with wooden Lath, to suspend any type of swag and tail valance, pelmet or other decorative treatment



2079 FLUTED and SLOTTED

Stock Unit	EACH or BOX 100
Sizes	102 x 76mm (4" x 3")
	127 x 102mm (5" x 4")
	150 x 127mm (6" x 5")
	178 x 150mm (7" x 6")
	203 x 178mm (8" x 7")
	254 x 203mm (10" x 8")
	277 x 229mm (11" x 9")

Woodscrew gauge	10g
Slot size	25mm
Available	Zinc Plated (ZP) or White (W)

78 DRILLED

Stock Unit	EACH or BOX 100
Sizes	51 x 51mm (2" x 2")
	76 x 51mm (3" x 2")
	102 x 76mm (4" x 3")
	127 x 102mm (5" x 4")
	150 x 102mm (6" x 4")
	178 x 127mm (7" x 5")
	203 x 150mm (8" x 6")
	254 x 203mm (10" x 8")
	305 x 254mm (12" x 10")

Woodscrew gauge	10g
Available	Zinc Plated (ZP) or White (W)



◆ Our Fluted & Slotted angle brackets feature a additional and unique securing hole. Once your brackets are in position, an extra screw through the hole and into the wall will SAFEGUARD against any future slippage.



79 FLUTED and DRILLED

Stock Unit	EACH or BOX 100
Sizes	76 x 51mm (3" x 2")
	102 x 76mm (4" x 3")
	127 x 102mm (5" x 4")
	150 x 127mm (6" x 5")

Woodscrew gauge	10g
Available	Zinc Plated (ZP) or White (W)

2329 "T" CENTRE BRACKET

Stock Unit	EACH or BOX 100
Size	89 x 51mm (3½" x 2") Backplate width x projection
Woodscrew gauge	10g
Available	Zinc Plated (ZP) or White (W)

2330 "T" CENTRE BRACKET

Stock Unit	EACH or BOX 100
Size	89 x 89mm (3½" x 3½") Backplate width x projection
Woodscrew gauge	10g
Available	Zinc Plated (ZP) or White (W)

2331 "T" CENTRE BRACKET

Stock Unit	EACH or BOX 100
Size	89 x 150mm (3½" x 6") Backplate width x projection
Woodscrew gauge	10g
Available	Zinc Plated (ZP) or White (W)

SKYTRACK and FLAT BRASS BAR

◆ *BESPOKE MADE TO MEASURE SERVICE - produced to your specific requirements*

CIRCULAR TRACK SPACERS

◆ *Ideal to raise Track from surface of Lath when using Angle Brackets*

1132 UNFINISHED WOODEN SPACERS

Stock Unit BOX 100 or BOX 1000

Depth 8mm

Diameter 19mm

1139 WHITE PLASTIC SPACERS

Stock Unit BOX 100

Depth 9.5mm

Diameter 19mm



66 GOLD SKYTRACK

Stock Unit STOCK LENGTH *Stock Length* 5 metre

◆ *BESPOKE MADE TO MEASURE SERVICE - produced to your specific requirements*

◆ *19mm x 19mm profile*

◆ *GOLD Anodised Aluminium*

◆ *SILVER available if required*

◆ *Straight runs ONLY*

◆ *Can be FITTED direct to Lath*

◆ *Used as tracking in wood and brass railway pole*



SKYTRACK COMPONENTS - UNCORDED TRACK

91 BRASS CENTRE STOP **92 BRASS END STOP**
with BRASS EYE

Stock Unit EACH

Stock Unit EACH

SKYTRACK COMPONENTS - CORDED TRACK

88 BRASS DOUBLE WHEEL UPRIGHT PULLEY **222 BRASS SINGLE WHEEL RETURN PULLEY**

Stock Unit EACH

Stock Unit EACH

Wheel diameter 17.5mm

Wheel diameter 16mm

1688 BRASS OVERLAP ARM

1851 NYLON MASTER GLIDER

Stock Unit EACH

Stock Unit EACH

180mm x 9mm

12mm drop to Eye

Polished and Lacquered

2.7mm diameter CORD

1850 PTFE coated GLIDER

Stock Unit 100m METRE REEL

Stock Unit EACH

White

12mm drop to Eye

◆ *Smoother, quieter operation*

◆ *Reduced friction*

◆ *No. 17 Brass Cord Weight recommended to use with cord (see page I15)*



2401 FLAT BRASS BAR / VALANCE RAIL

Stock Unit METRE

Stock length 4 metre

Dimensions 10mm x 3mm thick

◆ *BESPOKE MADE TO MEASURE SERVICE - produced to your specific requirements*

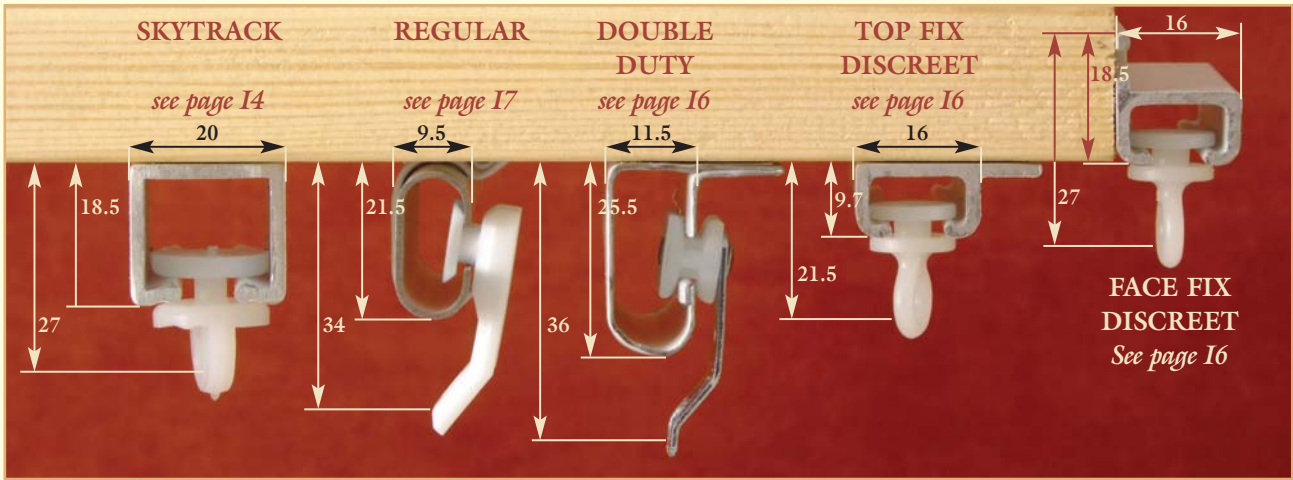
◆ *Drilled and Countersunk each end for a 6g woodscrew*

◆ *Available Polished and Lacquered or Unpolished*



TRACK PROFILES

PRODUCT SELECTOR CHART – what is the most suitable track for your application?

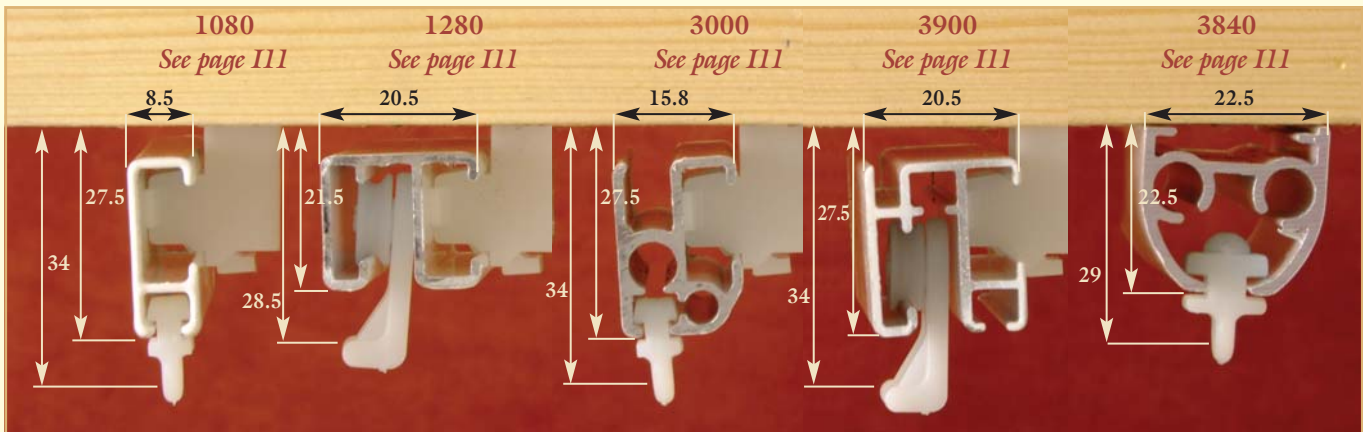


Can it be:-

Corded	✓	✓	✓	✓	✓
Bent or Angled	✓	✓	✓	✗	✗
Reverse Bent	✓	✗	✗	✗	✗
Top Fix	✓	✓	✓	✓	✗
Face Fix	✗	✓	✓	✗	✓
Painted	✓	✓	✓	✓	✓
Curtain Weight	ALL	up to MEDIUM	ALL	up to MEDIUM	up to MEDIUM

♦ Metal tracks shown ACTUAL size showing profile dimensions and drop to bottom of eye

PRODUCT SELECTOR CHART – what is the most suitable track for your application?



Can it be:-

Corded	✗	✗	✓	✓	✓
Bent or Angled	✓	✓	✓	✓	✓
Reverse Bent	✓	✓	✓	✓	✓
Top Fix	✓	✓	✓	✓	✓
Face Fix	✓	✓	✓	✓	✓
Painted	✓	✓	✓	✓	✓
Curtain Weight	up to MEDIUM	ALL	up to MEDIUM	ALL	up to MEDIUM

♦ Silent Gliss Metal tracks shown ACTUAL size showing profile dimensions and drop to bottom of eye

DISCREET *and* SILICONE SPRAY

- ◆ *BESPOKE MADE TO MEASURE SERVICE - produced to your specific requirements*
- ◆ *A full MAKE UP and CORDING SERVICE available*

07078/36 DISCREET FACE FIX

Stock Unit STOCK LENGTH

Stock length 3.8 metre (12' 6")

07078/48 DISCREET FACE FIX

Stock Unit STOCK LENGTH

Stock length 5.2 metre (17' 1")

- ◆ 17.5mm overall depth x 15.9mm overall width
- ◆ 10mm drop from underside of section to the bottom of the eye
- ◆ Flange depth 8mm
- ◆ Channel section width 15.9mm
- ◆ Flange pre-slotted at 300mm centres
- ◆ White painted aluminium
- ◆ Can be CORDED
- ◆ Suitable for LIGHT to MEDIUM weight curtains
- ◆ CANNOT be bent
- ◆ CANNOT be corded for 1 pair 2 pulls
- ◆ 1.3m, 1.9m, 2.5m & 3.1m UNCORDED pre-pack sizes available



07079/36 DISCREET TOP FIX

Stock Unit STOCK LENGTH


Stock length 3.8 metre (12' 6")

07079/48 DISCREET TOP FIX

Stock Unit STOCK LENGTH

Stock length 5.2 metre (17' 1")

- ◆ 9.5mm overall depth x 23.8mm overall width
- ◆ 10mm drop from underside of section to the bottom of the eye
- ◆ Flange width 8mm
- ◆ Channel section width 15.9mm
- ◆ Flange pre-slotted at 300mm centres
- ◆ White painted aluminium
- ◆ Can be CORDED
- ◆ Suitable for LIGHT to MEDIUM weight curtains
- ◆ CANNOT be bent
- ◆ CANNOT be corded for 1 pair 2 pulls
- ◆ 1.3m, 1.9m, 2.5m & 3.1m UNCORDED pre-pack sizes available
- ◆ Can be supplied FITTED to pelmet board - for details of Laths and Facias see [page II](#)



Assembled corded tracks come complete with:
Lubri-Slides, End Pulleys, Metal Overlap Arms, Cord, Tension Pulleys
or Cord weights

2828 SILICONE LUBRICANT

Stock Unit EACH or BOX 12


- ◆ 400ml Aerosol spray can
- ◆ CFC free - contains NO propellant alleged to damage the ozone
- ◆ Ideal for LUBRICATING Curtain Tracks and Sewing Needles
- ◆ Has many other uses around the home:- Door locks, Hinges, Drill Bits etc.
- ◆ Treated product is COATED with a fine layer of Silicone to prevent friction
- ◆ Health and Safety data sheets available on request



REGULAR *and* DOUBLE DUTY METAL TRACKS

STANDARD "C" SECTION REGULAR and DOUBLE DUTY

- ◆ *BESPOKE MADE TO MEASURE SERVICE - produced to your specific requirements*
- ◆ *A full MAKE UP, BENDING and CORDING service available*



05121/8 REGULAR

Stock Unit STOCK LENGTH

Stock Length 2.4 metre (8')

05121/12 REGULAR

Stock Unit STOCK LENGTH

Stock Length 3.66 metre (12')


05121/16 REGULAR

Stock Unit STOCK LENGTH

Stock Length 4.88 metre (16')

- ◆ *19mm deep x 9.5mm section width*
- ◆ *12mm drop from underside of section to the bottom of the eye*
- ◆ *White painted steel*
- ◆ *Can be CORDED*
- ◆ *Can be BENT or ANGLED for Bay windows*
(See pages A39-A41 for guidelines)
- ◆ *Can be supplied FITTED to Pelmet Board*
- ◆ *Suitable for LIGHT or MEDIUM weight curtains*
- ◆ *Extremely versatile and robust track*
- ◆ *TOP or FACE fix - please specify*

Assembled tracks come complete with:-
Sliders, End Pulleys, Supports, (where necessary) and if
corded Metal Overlap Arms, Cord, Tension Pulley, or Cord
Weights. *For details of Laths and Facias see page 11.*



- ◆ *When fitted to a pelmet board or lath WITH a fascia*
- Regular track will be fitted to the FRONT edge of the board
- ◆ *When fitted to a pelmet board or lath WITHOUT a fascia*
- Regular track will be fitted on spacers in the CENTRE of the board
(unless otherwise stated)
- ◆ *Boards can be PAINTED or left unpainted for FABRIC covering*




Image shows examples of BENT Regular and
Pre-Notched Double Duty illustrating the
tremendous versatility of these profiles

- ✓ *We recommend the wearing of heavy duty gloves when bending Pre-Notch Double Duty*

REGULAR *and* DOUBLE DUTY METAL TRACKS

Metal Tracks

STANDARD "C" SECTION REGULAR and DOUBLE DUTY

- ◆ *BESPOKE MADE TO MEASURE SERVICE - produced to your specific requirements*
- ◆ *A full MAKE UP, BENDING and CORDING service available*

05171/16 DOUBLE DUTY

Stock Unit STOCK LENGTH

Stock Length 4.88 metre (16')

- ◆ 25mm deep x 22mm overall width
- ◆ Section width 11mm
- ◆ Flange width 11mm
- ◆ 12mm drop from underside of section to the bottom of the eye
- ◆ White painted steel
- ◆ Can be CORDED
- ◆ Can be supplied FITTED to Pelmet Board
- ◆ Suitable for MEDIUM or HEAVY weight curtains
- ◆ Extremely versatile and robust track
- ◆ TOP or FACE fix - please specify
- ◆ Flange pre-slotted at 400mm centres

05172/16 DOUBLE DUTY PRE NOTCHED

Stock Unit STOCK LENGTH

Stock Length 4.88 metre (16')

- ◆ 25mm deep x 22mm overall width
- ◆ Section width 11mm
- ◆ Flange width 11mm
- ◆ 12mm drop from underside of section to the bottom of the eye
- ◆ White painted steel
- ◆ Can be CORDED
- ◆ Can be BENT or ANGLED for Bay windows
(See pages A39-A41 for guidelines)
- ◆ Can be supplied FITTED to Pelmet Board
- ◆ Suitable for MEDIUM or HEAVY weight curtain
- ◆ Extremely versatile and robust track
- ◆ TOP or FACE fix - please specify

Assembled tracks come complete with:-
Sliders, End Pulleys, Supports, (where necessary) and if
corded Metal Overlap Arms, Cord, Tension Pulley, or Cord
Weights. For details of Laths and Facias see [page 11](#).

- ◆ When fitted to a pelmet board or lath WITH a fascia
– Double Duty track will be fitted to the FRONT edge of the board
- ◆ When fitted to a pelmet board or lath WITHOUT a fascia
– Double Duty track will be fitted on spacers in the CENTRE of
the board (unless otherwise stated)
- ◆ Boards can be PAINTED or left unpainted for FABRIC covering

20085 PLASTIC TENSION PULLEY

Stock Unit EACH

Body Length 120mm to bottom of wheel

Fixing Plate 40mm x 22mm **Woodscrew Gauge** 6g

- ◆ Can be WALL or FLOOR mounted
- ◆ Wood screws supplied
- ◆ To thread cord – simply pull wheel down, thread cord through the top opening and around the wheel and pull upwards to re-secure the wheel


05292 STEEL TENSION PULLEY

Stock Unit EACH

Body Length 205mm to bottom of wheel

Fixing Plate 40mm x 38mm **Woodscrew Gauge** 6g

- ◆ HEAVY DUTY
- ◆ Can be WALL or FLOOR mounted
- ◆ To thread cord – simply pull cord through the gap between the edges of the tension pulley and pulley wheel



"I" BEAM SECTION - Original Huntland "I" Beam Section

HEAVY DUTY BRASS "I" BEAM SECTION

◆ *BESPOKE MADE TO MEASURE SERVICE- produced to your specific requirements*



2600 HEAVY DUTY BRASS "I" BEAM SECTION

Stock Unit STOCK LENGTH **Stock Length** 5 metre
19mm deep x 8.5mm width

- ◆ Suitable for ALL weights of curtains
- ◆ UNCORDED Track can be BENT for Bay windows
- ◆ Standard assembled "I" beam section comes complete with
 - 12 - **2507 WHEELED RUNNERS** per metre
 - 1 pair - **2503 END STOPS**
 - 3 - **2413 TOP FIX BRACKETS** per metre

All fixing screws

- ◆ 2402 and 2524 Brackets can also be supplied - please specify

HEAVY DUTY BRASS "I" BEAM SECTION with VALANCE RAIL

◆ *BESPOKE MADE TO MEASURE SERVICE - produced to your specific requirements*



- ◆ Standard assembled "I" beam section and VALANCE comes complete with

- 12 - **2507 WHEELED RUNNERS** per metre
- 1 pair - **2503 END STOPS**
- 3 - **2413 TOP FIX BRACKETS** per metre
- **2401 BRASS VALANCE RAIL**
- 3 - **2505 VALANCE BRACKETS** per metre
63mm projection - from "I" Beam
- 12 - **2510 VALANCE HOOKS** per metre

All fixing screws

HEAVY DUTY BRASS "I" BEAM SECTION CORDED for OVERLAPPED and NON OVERLAPPED TRACK

◆ *BESPOKE MADE TO MEASURE SERVICE - produced to your specific requirements*



- ◆ CORDED Track - Straight runs only
- ◆ CORDED Track - CANNOT be bent for bay windows
- ◆ Standard assembled Corded "I" beam section comes complete with

- 12 - **2507 WHEELED RUNNERS** per metre
- 1 pair - **2503 END STOPS**
- 3 - **2413 TOP FIX BRACKETS** per metre
- 2 - **2534 MASTER RUNNER**
- 2 - **2519 OVERLAP STOP and CORD GUIDE**
- for OVERLAPPED track only
- 1 - **2516 SINGLE HORIZONTAL PULLEY**
- for OVERLAPPED track or
- 1 - **2506 SINGLE VERTICAL PULLEY**
- for NON OVERLAP track
- 1 - **2526 DOUBLE UPRIGHT PULLEY**
- 1 pair - **17 BRASS CORD WEIGHTS**
- 1 - **217 25mm CORD SEPARATOR**

Cord to suit - 2.7mm diameter CORD

All fixing screws

- ◆ Standard cord drop is 300cm

"I" BEAM SECTION - Original Huntland "I" Beam Section

BRASS "I" BEAM SECTION ACCESSORIES

2404 BRASSED OVERLAP BRACKET Face Fix only

Stock Unit EACH
 For use with OVERLAP tracks only
 Projection 75mm
 Gap between tracks 30mm

2524 BRASSED BRACKET Face Fix only

Stock Unit EACH
 Projection 22mm

2413 BRASSED BRACKET Top Fix only

Stock Unit EACH
 Projection 24mm

2402 BRASSED BRACKET Top or Face Fix

Stock Unit EACH
 Projection 36.5mm

2519 BRASSED OVERLAP STOP and CORD GUIDE

Stock Unit EACH
 For use with OVERLAP tracks only

2507 WHEELED RUNNER with eye

Stock Unit EACH
 ♦ 12.5mm drop from underside of "I" beam to the bottom of the eye

2515 BRASSED CENTRE STOP

Stock Unit EACH

2503 BRASSED END STOP with eye

Stock Unit EACH

2523 BRASSED VALANCE RETURN BRACKET

Stock Unit EACH
 Projection 68.5mm - from "I" beam

2405 BRASSED VALANCE BRACKET

Stock Unit EACH
 Projection 25.5mm - from "I" beam

2505 BRASSED VALANCE BRACKET

Stock Unit EACH
 Projection 63mm - from "I" beam

♦ Valance brackets are fixed to the front of the "I" Beam brackets



2401 BRASS VALANCE RAIL

Stock Unit METRE
 Stock Length 3 metre
 Depth 10mm x 3mm thick
 ♦ Can be easily BENT by hand and CUT

2411 BRASSED VALANCE RAIL JOINTS

Stock Unit EACH
 38mm x 11mm fits over Valance Rail

2510 VALANCE HOOK

Stock Unit BOX 100
 Length 31mm
 Zinc plated

BRASS "I" BEAM SECTION CORDED ACCESSORIES for OVERLAPPED and NON OVERLAPPED TRACK

♦ STRAIGHT runs only

2534 BRASSED MASTER RUNNER

Stock Unit EACH

17 BRASS CORD WEIGHTS

Stock Unit EACH
 For further details - see [page 115](#)

2.7mm diameter CORD

Stock Unit METRE
 White or Gold

2526 BRASSED DOUBLE UPRIGHT PULLEY

Stock Unit EACH
 Wheel diameter 25mm Nylon Wheel
 Depth 39mm (to bottom of housing)
 Face Fix or Top Fix

2506 BRASSED SINGLE VERTICAL PULLEY

Stock Unit EACH
 For use with NON OVERLAP track only
 Wheel diameter 25mm Nylon Wheel
 Depth 39mm (to bottom of housing)


2516 BRASSED SINGLE HORIZONTAL PULLEY

Stock Unit EACH
 For use with OVERLAP track only
 Wheel diameter 25mm Nylon Wheel
 Projection 46mm (to end of wheel)



SILENT GLISS PRODUCTS

- ◆ **BESPOKE MADE TO MEASURE SERVICE** - produced to your specific requirements
- ◆ A full **BENDING** and **CORDING** service available (except Cubicle track)
- ◆ **ALL HAND drawn and CORD operated tracks can be FORWARD or REVERSE BENT**



1080



1200

1080 HAND OPERATED TRACK

Stock Unit CUT TO SIZE **Stock Length** 6 metre

- ◆ *Elegant, versatile and sturdy*
- ◆ 23mm deep x 8mm width
- ◆ Can be bent, minimum radius 100mm
- ◆ Suitable for **LIGHT** to **MEDIUM** weight curtains
- ◆ Well suited for deep curtain headings
- ◆ Top fix or Face fix
- ◆ Colours: Silver, White, Gold, Bronze, Black and Cream

1200 HAND OPERATED TRACK

Stock Unit CUT TO SIZE **Stock Length** 6 metre

- ◆ *Elegant, versatile and sturdy*
- ◆ 23.6mm deep x 8.2mm width
- ◆ Can be bent, minimum radius 100mm
- ◆ Suitable for **LIGHT** to **MEDIUM** weight curtains
- ◆ Patented gliders run on **RIM** of channel. Minimum friction
- ◆ Gliders can be easily removed or added without disassembling track
- ◆ Top fix or Face fix
- ◆ White only



3000



3900

3000 CORD OPERATED TRACK

Stock Unit CUT TO SIZE **Stock Length** 6 metre

- ◆ *Elegant, versatile and strong*
- ◆ 22.5mm deep x 15.5mm width
- ◆ Can be bent, minimum radius 200mm (with overlap arm)
- ◆ Suitable for **MEDIUM** weight curtains
- ◆ Top fix or Face fix
- ◆ Colours: Silver, White, Gold, Bronze and Black

3900 CORD OPERATED TRACK

Stock Unit CUT TO SIZE **Stock Length** 6 metre

- ◆ *Elegant, versatile and strong*
- ◆ Can be **FORWARD** or **REVERSE** bent
- ◆ 22.5mm deep x 20.4mm width
- ◆ Can be bent, minimum radius 200mm (with overlap arm)
- ◆ Suitable for **ALL** weights of curtains
- ◆ Top fix or Face fix
- ◆ Gliders run on **RIM** of channel. Minimum friction
- ◆ White only



1280



3840

1280 HAND OPERATED TRACK

Stock Unit CUT TO SIZE **Stock Length** 6 metre

- ◆ *Versatile hand operated track bro both contact or domestic use*
- ◆ Suitable for **ALL** weights of curtains
- ◆ Patented gliders run on **RIM** of channel. Minimum friction
- ◆ Top fix or Face fix
- ◆ White only
- ◆ Can be bent, minimum radius 200mm
- ◆ 17mm deep x 20mm wide

3840 CORD OPERATED TRACK

Stock Unit CUT TO SIZE **Stock Length** 6 metre

- ◆ *Cord operated track for both contract or domestic use*
- ◆ Suitable for **LIGHT** to **MEDIUM** weight curtains
- ◆ Efficient Roller gliders
- ◆ Purposely designed for ceiling fix. Can be Face fixed
- ◆ Colours Silver, White, Gold, Bronze and Black
- ◆ Can be bent, minimum radius 200mm
- ◆ 21mm deep x 22.4 mm wide
- ◆ Suitable for 'Wave' system

SILENT GLISS PRODUCTS

RETAIL SUPPORT
SPECIALIST



- ◆ **BESPOKE MADE TO MEASURE SERVICE** - produced to your specific requirements on:
- ◆ For **FULL** details on the Silent Gliss range and product downloads – visit www.silentgliss.co.uk


6130 METROPOLE HAND OPERATED POLE

Stock Unit CUT TO SIZE Stock Length 6 metre

- ◆ Attractive, contemporary appearance for modern interiors
- ◆ 27.5mm deep x 30mm width
- ◆ Can be bent, minimum radius 300mm
- ◆ Suitable for LIGHT to MEDIUM weight curtains
- ◆ Top fix or Face fix
- ◆ Choice of 13 modern finishes: including Chrome, Gun Metal, Cream, Black, Gold and White
- ◆ Suitable for 'Wave' system



6130



6120

6120 METROPOLE CORD OPERATED POLE

Stock Unit CUT TO SIZE Stock Length 6 metre

- ◆ Attractive, contemporary appearance for modern interiors
- ◆ 27.5mm deep x 30mm width
- ◆ Can be bent, minimum radius 300mm
- ◆ Suitable for LIGHT to MEDIUM weight curtains
- ◆ Top fix or Face fix
- ◆ Suitable for 'Wave' system
- ◆ Choice of 13 modern finishes: including Chrome, Gun Metal, Cream, Black, Gold and White
- ◆ Black cord supplied as STANDARD, white available if requested

- ◆ We can also offer
Silent Gliss ELECTRICALLY OPERATED CURTAIN TRACK, ROMAN, AUSTRIAN AND FESTOON BLINDS, ROLLER, VERTICAL, VENETIAN AND DIM OUT BLINDS, PLISSEE BLINDS AND WINTERGARDEN SYSTEMS


60086R PHANTOM PLUG IN ELECTRIC MOTOR

Stock Unit EACH

- ◆ Complete with Radio Control and Integral Receiver
- ◆ Fitted with 3 pin plug and 2 metres of cable
- ◆ Dimensions 191mm high x 72mm deep x 112mm wide
- ◆ Weight 2kg
- ◆ Speed 120mm per second
- ◆ Suitable for ALL weights of curtains
- ◆ Built in safety fuse to prevent overheating
- ◆ Will fit all types of continuously corded curtain track and poles

OPTIONAL ACCESSORIES

- ◆ 7 day 24 hour mechanical Plug-in Timer
- ◆ Light Sensor - for automatic operation at Dusk and Dawn - not shown



60086R

287 HALLS STAGE CURTAIN HOOKS

Stock Unit EACH OR BOX 100

- ◆ Suitable for Stage or Very Heavy curtains
- ◆ Black Nylon
- ◆ Width 37mm x 65mm deep



Cord POLYESTER and NYLON CORD

- ◆ Versatile all purpose cord
- ◆ Ideal for cording of tracks and blinds
- ◆ Minimum stretch



590 “HUNTERS” BRAIDED NYLON CORD

Stock Unit 132m REEL (144 Yds)

Available in the following sizes

	<i>Diameter (mm)</i>	<i>Breaking Strain (kg)</i>
5902 2N	1.5	45
5904 4N	2.4	130
5906 6N	2.8	170
5908 8N	3.2	220
5910 10N	3.6	300
5912 12N	4.0	350
5914 14N	4.4	480



2585 TERYLENE SYNTHETIC POLYESTER CORD

Stock Unit 100m REEL

Available in the following sizes

	<i>Diameter (mm)</i>	<i>Breaking Strain (kg)</i>
Size 2	2.3	70
Size 3	2.6	85
Size 4	3.0	130
Size 6	3.5	150
Size 8	4.0	170



600 NYLON “AUSTIN” CORD

Stock Unit 200m REEL

- ◆ 16 plait construction

Available in the following sizes

	<i>Diameter (mm)</i>	<i>Breaking Strain (kg)</i>
6002 2A	1.5	52
6004 4A	2.0	115
6006 6A	2.5	170

IMPORTANT POINT

- ◆ Breaking strain is given as a GUIDE ONLY. Tolerance is +/- 10% of the figure stated.

BLIND CORD and CORD CONNECTORS

2584 WHITE COTTON BLIND CORD

Stock Unit 100m REEL

- ◆ "Swan glacie" cotton blind cord
- ◆ 8 plait construction

Available in the following sizes

	Diameter (mm)	Breaking Strain (kg)
Size 2	2.5	28
Size 3	3.0	38
Size 4	3.5	47

H16 AUSTRIAN/FESTOON BLIND CORD

Stock Unit 500m REEL

- ◆ 100% polyester

Available in 1.4mm diameter

Breaking strain (kg) 30

6000 AUSTRIAN/FESTOON BLIND CORD

Stock Unit 1000m REEL

- ◆ 100% polyester

Available in 1.0mm diameter



CORD CONNECTORS/JOINERS and KNOT HOLDERS

691 GOLD COLOURED PLASTIC CORD CONNECTOR

Stock Unit BOX 25

Dimensions 41mm x 14mm

692 WHITE PLASTIC CORD CONNECTOR

Stock Unit BOX 25

Dimensions 41mm x 14mm

3230 BRASS CORD CONNECTOR

Stock Unit EACH

Dimensions 45mm x 11mm

5803021B BRASS PLATED CORD CONNECTOR

Stock Unit EACH

Dimensions 21mm x 14mm

5803021C CHROME PLATED CORD CONNECTOR

Stock Unit EACH

Dimensions 21mm x 14mm

5803021W WHITE ENAMELLED CORD CONNECTOR

Stock Unit EACH

Dimensions 21mm x 14mm

- ◆ ATTRACTIVE and EASY method of joining numerous cords (i.e. cords from Festoon or Roman Blind) into one main cord
- ◆ Simply feed main cord into one end and knot and feed other cords into other end and knot and join the two halves
- ◆ A Brass Cord weight or pull ADDS the finishing touch (see pages I15 and I16)



1521 WHITE PLASTIC KNOT HOLDER

Stock Unit EACH or BOX 100

1514 BRASS KNOT HOLDER

Stock Unit EACH or BOX 100

- ◆ NEAT and TIDY way to secure cord to bottom batten of Roller Blinds

CORD WEIGHTS

- ◆ All Brass Cord Weights are SOLID BRASS POLISHED and LACQUERED
- ◆ All Brass Cord Weights can be finished in Distressed, Burnished, Antique, Light or Dark Bronze, Gun Metal, Armour Bright, Satin or Polished Copper, Satin or Polished Chrome, Satin, Polished or Black Nickel or Matt Black


TRADITIONAL



BRASS CORD WEIGHTS with WHITE RUBBER RING

17 CORD WEIGHT	1000 CORD WEIGHT	762 CORD WEIGHT	14 CORD WEIGHT	2265 CORD WEIGHT
<i>Stock Unit</i> EACH	<i>Stock Unit</i> EACH	<i>Stock Unit</i> EACH	<i>Stock Unit</i> EACH	<i>Stock Unit</i> EACH
<i>Weight</i> 150g	<i>Weight</i> 275g	<i>Weight</i> 100g	<i>Weight</i> 75g	<i>Weight</i> 50g
<i>Dimensions</i> 63 x 36mm	<i>Dimensions</i> 90 x 36mm	<i>Dimensions</i> 60 x 31mm	<i>Dimensions</i> 55 x 26mm	<i>Dimensions</i> 47 x 23mm

MODERN



18 1 BAND CYLINDER CORD WEIGHT

	18-170	18-250
<i>Stock Unit</i>	EACH	EACH
<i>Weight</i>	165g	245g
<i>Dimensions</i>	75mm x 22mm	85mm x 22mm

19 2 BAND CYLINDER CORD WEIGHT

	19-170	19-250
<i>Stock Unit</i>	EACH	EACH
<i>Weight</i>	165g	245g
<i>Dimensions</i>	75mm x 22mm	85mm x 22mm

WOOD



25 2 BAND DOUBLE NOTCHED CORD WEIGHT

<i>Stock Unit</i>	EACH
<i>Weight</i>	245g
<i>Dimensions</i>	84mm x 33mm

42 2 BAND SINGLE NOTCHED CORD WEIGHT

<i>Stock Unit</i>	EACH
<i>Weight</i>	245g
<i>Dimensions</i>	84mm x 33mm

- ◆ Can be STAINED or PAINTED
- ◆ Used in conjunction with the Brass Cylinder weight



35 PLAIN CYLINDER CORD WEIGHT

<i>Stock Unit</i>	EACH
<i>Weight</i>	245g
<i>Dimensions</i>	84mm x 33mm

55 PEAR SHAPED CORD WEIGHT

<i>Stock Unit</i>	EACH
<i>Weight</i>	245g
<i>Dimensions</i>	84mm x 39mm



BRASS PULLEYS, CORD PULLS and SEPARATORS

- ◆ All Brass Cord Weights are SOLID BRASS POLISHED and LACQUERED
- ◆ All Brass Pulleys can be finished in Distressed, Burnished, Antique, Light or Dark Bronze, Gun Metal, Armour Bright, Satin or Polished Copper, Satin or Polished Chrome, Satin, Polished or Black Nickel or Matt Black

1979 PULLEY WEIGHT

Stock Unit EACH
 Weight 375grm
 Body Length 100mm

- ◆ Freehanging 1000 Cord weight with a fitted pulley wheel
- ◆ To thread cord - simply undo the screw, remove the wheel, attach the cord and insert the wheel back into the housing and retighten the screw

95 TENSION PULLEY

Stock Unit EACH
 Body Length 86mm
 Fixing Plate 60 x 17

- ◆ Small and unobtrusive
- ◆ To thread cord - simply undo the screw, remove the wheel, attach the cord and insert the wheel back into the housing and retighten the screw



217 BRASS CORD SEPARATORS (ESS HOOKS)

Stock Unit BOX 100
 Code 217B19 217B25 217B32 217B51
 Length 19mm 25mm 32mm 51mm

- ◆ Brass
- Code 217C19 217C25
- Length 19mm 25mm
- ◆ Nickel plated
- ◆ Length given is OVERALL
- ◆ Ideal to prevent cords from becoming tangled

◆ Image shows the use of EssHook/Cord separators on a corded Railway Pole



CORD PULLS



6232 BRASS LOUIS XVI
 Stock Unit EACH
 Dimensions 54 x 34mm

3226 BRASS OAK ACORN
 Stock Unit EACH
 Dimensions 27 x 18mm
 ◆ Base unscrews

3222 BRASS RIBBED ACORN
 Stock Unit EACH
 Dimensions 32 x 17mm
 ◆ Base unscrews

6230 BRASS BULLION FRINGE
 Stock Unit EACH
 Dimensions 51 x 34mm

1 WOOD ACORN
 Stock Unit EACH or BOX 100
 Dimensions 43 x 25mm

2 WOOD ACORN
 Stock Unit EACH
 Dimensions 44 x 28mm

5813W WHITE PAINTED BRASS
 Stock Unit EACH
 Dimensions 57 x 34mm
 Weight 75grm

PULLEYS and CLEATS - suitable for 3mm - 5mm cord

◆ Details of Cord are shown on page I13



1012 SNAIL GUIDE PULLEY

Stock Unit EACH
Wheel diameter 15mm Nylon Wheel
Frame size 41mm Zinc Plated

3026 VERTICAL DOUBLE WHEEL PULLEY

Stock Unit PAIR (ie 2 pulleys)
Wheel diameter 38.5mm Brass Wheel
Projection 50mm

3025 HORIZONTAL SINGLE WHEEL PULLEY

Stock Unit EACH
Wheel diameter 38.5mm Brass Wheel
Projection 16mm

6301 LAZY NYLON WHEEL PULLEY

Stock Unit EACH
Wheel diameter 19mm Nylon Wheel
 Fitted with Zinc Plated screw eye for fixing

CLEAT HOOKS AND HOLDFASTS

◆ All Brass Cleats and Holdfasts are SOLID BRASS POLISHED and LACQUERED



211 BRASS CORD HOLDFEAST

Stock Unit EACH or BOX 25

211C CHROME CORD HOLDFEAST

Stock Unit EACH or BOX 25

Projection 20mm
Dimensions 48 x 14mm
Woodscrew Gauge 6g

◆ Antique Brass, Black, and Satin Nickel available EX-STOCK

64763 63mm BRASS CLEAT

Stock Unit EACH or BOX 50

647C63 63mm CHROME CLEAT

Stock Unit EACH or BOX 50

647W63 63mm WHITE CLEAT

Stock Unit EACH or BOX 50

Ear Projection 13mm
Woodscrew Gauge 6g
 ◆ Antique Brass, Black, and Satin Nickel available EX-STOCK

64776 76mm BRASS CLEAT

Stock Unit EACH or BOX 50

647C76 76mm CHROME CLEAT

Stock Unit EACH or BOX 50

Ear Projection 17mm
Woodscrew Gauge 6g
 ◆ Antique Brass, Black, and Satin Nickel available EX-STOCK

647100 100mm BRASS CLEAT

Stock Unit EACH or BOX 50

647C100 100mm CHROME CLEAT

Stock Unit EACH or BOX 50

Ear Projection 20mm
Woodscrew Gauge 6g

◆ Brass Holdfasts and Cleats can be finished in Distressed, Burnished, Antique, Light or Dark Bronze, Gun Metal, Armour Bright, Satin or Polished Copper, Satin or Polished Chrome, Satin, Polished or Black Nickel or Matt Black

CORONA/BED CANOPY

- ◆ *BESPOKE MADE TO MEASURE SERVICE - produced to your specific requirements*
- ◆ *Attractive hand made Corona with solid brass front band and decorative brass garlands*
- ◆ *Hand made Semi Circular shape*
- ◆ *Available stained or painted*
- ◆ *Complete with 2 Brass Glass plates, Brass Screw Eye, 460mm Brass Chain, Brass Ess Hook and Brass Eyeplate*
- ◆ *Suitable for Sheers, Nets, Voiles, Silks and other lightweight fabrics*

Standard colour/size:

3512 WHITE PAINTED CORONA
305mm x 200mm (12" x 8")

Stock Unit EACH

3518 WHITE PAINTED CORONA
460mm x 305mm (18" x 12")

Stock Unit EACH



Brass Glass plates are screwed to the BACK of the Corona, and can then be used as an anchor to fix Corona to wall. Brass Screw Eye is screwed into the TOP of the Corona (near the front leading edge) attach one end of Chain to the Screw Eye and fix the other end to the Eyeplate (via the Ess Hook), which is fixed to the wall or ceiling.



Barrier Rope and STAIRCASE ROPE

- ◆ **BESPOKE MADE TO MEASURE SERVICE** - produced to your specific requirements
- ◆ All Brass Rope Fittings can be finished in Distressed, Burnished, Antique, Light or Dark Bronze, Gun Metal, Armour Bright, Satin or Polished Copper, Satin or Polished Chrome, Satin, Polished or Black Nickel or Matt Black



- ◆ Barrier Rope STANDARDS/POSTS available - Made to order
- ◆ 34 STANDARD colours available
- ◆ NATURAL JUTE also available (32mm diameter only)
- ◆ Worsted wool rope in PLAIN or MIXED colours
- ◆ Rope can be SPECIALLY dyed for colour matching to carpets
- ◆ 3 DIAMETERS available 25mm, 32mm and 38mm
- ◆ Rope will have a NATURAL SAG and allowances are made for this in production
- ◆ Sample SHADE CARD available

BARRIER ROPE HOOK and EYEPLATE

NETTED BALL END and 175mm (7") TASSEL

NETTED BALL END

- ◆ Netted Ball Ends are an integral part of the rope
- ◆ Loose Ball Ends are available

NETTED COLLARS

- ◆ Netted Collars are a decorative feature and are sown onto the rope sandwiching the bracket
- ◆ MAXIMUM LENGTH OF ROPE - 14 metres
- ◆ Please SPECIFY when ordering, do you require OVERALL length including end or ROPE size between ends

Recommended number of BRACKETS per rope

Length	No. Brackets
200cm(6'6")	3
240cm(8'0")	4
300cm(10'0")	4
350cm(11'6")	4
400cm(13'0")	5
450cm(15'0")	6
500cm(16'6")	6

Additional Brackets are required for shaped or circular stair cases

1003 BRASS ANGLED ROPE BRACKET - 38mm only

Stock Unit EACH Projection 36mm

196 BRASS ROPE BRACKET 25mm, 32mm and 38mm

Stock Unit EACH Projection 40mm

876E BRASS EYEPLATE

Stock Unit EACH Eye Diameter 22mm

876 BRASS HOOK SOCKET 25mm, 32mm and 38mm

Stock Unit EACH Hook Length 40mm

- ◆ Invisible fixing - rope inserted through coupling and pinned. Hook section then screwed onto coupling.



195 WROUGHT IRON ROPE BRACKET 32mm only

Stock Unit EACH Projection 65mm

- ◆ Shown with Jute rope
- ◆ Bracket projection is from the WALL to the BACK of the rope



Photo showing INVISIBLE CLAMP system. Screw PENETRATES rope into fixing clamp, ensuring a SECURE fixing and will prevent rope from moving. Only available on complete Ropes with Brass Brackets. Screw not sold separately.

STAIR RODS and EYES

Stair Rods

- ◆ **BESPOKE MADE TO MEASURE SERVICE** - produced to your specific requirements
- ◆ **Solid Brass Rods are POLISHED and LACQUERED**
- ◆ **All Brass Stair Rods can be finished in Distressed, Burnished, Antique, Light or Dark Bronze, Gun Metal, Armour Bright, Satin or Polished Copper, Satin or Polished Chrome, Satin, Polished or Black Nickel or Matt Black**
- ◆ **Solid Brass Stair Rods available in 10mm, 13mm or 15mm diameters**

2058T TWISTED WROUGHT IRON STAIR ROD 8mm

Stock Unit CUT TO SIZE

2058H HAMMERED WROUGHT IRON STAIR ROD 8mm (not shown)

Stock Unit CUT TO SIZE

2058E FIXED STAIR EYE with DECORATIVE ROUND BALL

Stock Unit PAIR

- ◆ Available in Black, Black/Gold, Black/Silver, Rust or White/Gold

2057 SOLID BRASS STAIR ROD 10mm

Stock Unit CUT TO SIZE

2057 SOLID BRASS STAIR ROD 13mm

Stock Unit CUT TO SIZE

2057 SOLID BRASS STAIR ROD 15mm

Stock Unit CUT TO SIZE

- ◆ Choice of: Plain Spun End
Plain Ball End
Plain Acorn End

507 BRASS HINGED FRONT LOADING STAIR EYE

Stock Unit EACH

- ◆ Please specify eye diameter 10mm, 13mm or 15mm

5335 QUADRANT BRASS CASED TUBE 15mm

Stock Unit CUT TO SIZE

5337 BRASS ACORN END

Stock Unit PAIR

- ◆ To fit Quadrant tube

5338 BRASS PINEAPPLE END

Stock Unit PAIR

- ◆ To fit Quadrant tube

5339 BRASS DECORATIVE END

Stock Unit PAIR

- ◆ To fit Quadrant tube

5336 BRASS HINGED FRONT LOADING EYE

Stock Unit PAIR

- ◆ To fit Quadrant tube

- ◆ Please SPECIFY when ordering Stair Rods – do you require OVERALL length including ends or ROD size between ends

Profile		W/I	Brass	Brass	Brass	Quadrant
Rod Size	Diameter	8mm	10mm	13mm	15mm	15mm
Spun End	Length		18mm	18mm	18mm	
Acorn End	Length		19mm	27mm	32mm	35mm
Ball End	Length	14mm	13mm	18mm	20mm	
Pineapple End	Length					35mm
Decorative End	Length					50mm




- ◆ Solid Brass Stair Rods are carefully turned and finished on our lathes, located within our extensive workshop. The Rods are then transferred to our in-house polishing shop, for polishing and lacquering.

SWING ARMS for DORMER WINDOWS

DRAPERY ARMS/SWING ARMS - Ideal for DORMER windows

◆ *BESPOKE MADE TO MEASURE SERVICE - produced to your specific requirements (Brass & Iron Drapery Arms only)*



207 WROUGHT IRON DRAPERY ARM without EYES

Stock Unit CUT TO SIZE (over 1m not recommended)

207E WROUGHT IRON DRAPERY ARM with EYES

Stock Unit CUT TO SIZE (over 1m not recommended)

Bracket plate dimensions 115mm x 36mm

- ◆ Complete with End Stops
- ◆ Wrought Iron Drapery Arms can be finished in Black, Black/Gold, Black/Silver, Rust and White/Gold
- ◆ Available in 10mm Round or Twisted or 12mm Hammered Rod
- ◆ Bracket plate design may vary from that shown

G - DTW - 1 EPOXY WHITE STEEL DORMER ROD

Stock Unit EACH in display packaging

- ◆ Rod length 610mm (24") - can be cut down to a smaller length
- ◆ Complete with Plastic Gliders (Gliders can be removed for tunnel headed nets)
- ◆ Fixings and fitting instructions included

107 BRASS DRAPERY ARM without EYES

Stock Unit CUT TO SIZE (over 1m not recommended)

107E BRASS DRAPERY ARM with EYES

Stock Unit CUT TO SIZE (over 1m not recommended)

Bracket plate dimensions 115mm x 36mm

- ◆ Complete with End Stops
- ◆ All Brass Swing Arms can be finished in Antique, Distressed, Burnished, Light or Dark Bronze, Gun Metal, Armour Bright, Satin or Polished Chrome, Satin or Polished Copper or Satin, Polished or Black Nickel
- ◆ 13mm diameter solid brass rod
- ◆ FACE fix or SIDE fix – ADD 5mm onto TOTAL length if Face fixing
- ◆ Please SPECIFY when ordering – do you require FACE fix or SIDE fix



407 "MODERN" STYLE BRASS SWING ARM without EYES

Stock Unit CUT TO SIZE (over 1.20m not recommended)

Brass plate dimensions 80mm x 40mm

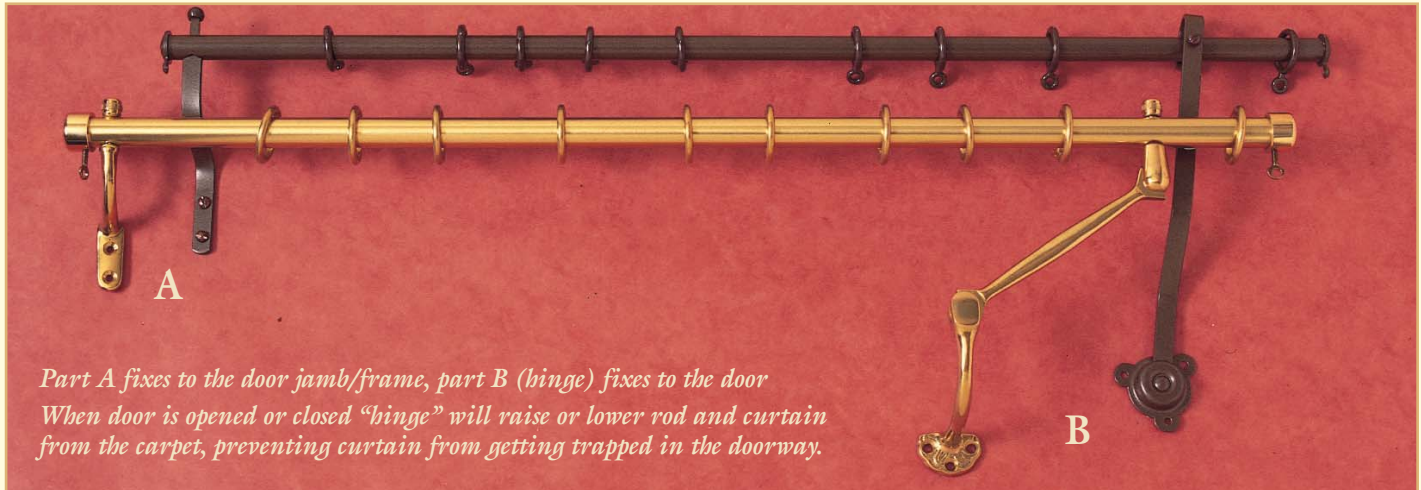
Projection from WALL to BACK of arm 40mm (when face fixing)

- ◆ Complete with End Cap
- ◆ 16mm diameter cased tube
- ◆ "MODERN" style Brass Swing Arms can be finished in Antique, Distressed, Burnished, Bronze, Gun Metal, Satin or Polished Chrome, Satin or Polished Copper or Satin, Polished or Black Nickel
- ◆ FACE fix ONLY recommended

Rising Door Rod *and* CURTAIN DROP ROD

PORTIERE DOOR ROD

- ◆ TRADITIONAL, attractive and PRACTICAL method of attaching draught excluding curtains to doors
- ◆ Rod length 1070mm (3'6") - can be easily cut down to smaller length
- ◆ Suitable for LEFT or RIGHT handed doors



820 BRASS RISING PORTIERE DOOR ROD

Stock Unit EACH

- ◆ 20mm diameter brass cased steel tube
 - ◆ Complete with brass rings and brackets
 - ◆ Fixings and fitting instructions included
 - ◆ Rod rises 12.5cm (5½")
 - * Image shown is not representative as to how the product is actually fixed
 - * DO NOT OVER TIGHTEN the screw into part A
- Please ensure that a 5-7mm gap is left between the top of the rod and the bottom of the turncrew

696 BRONZE PORTIERE DOOR ROD

Stock Unit EACH

- ◆ 16mm diameter bronze coloured steel tube
- ◆ Complete with bronze coloured plastic rings and steel brackets
- ◆ Fixings and fitting instructions included

CURTAIN DROP RODS

- ◆ BESPOKE MADE TO MEASURE SERVICE - produced to your specific requirements
- Please specify WIDTH and DROP

781 CURTAIN DROP ROD

Stock Unit CUT TO SIZE

Available in 12mm Brass cased tube or
13mm White painted aluminium tube

Drop rods come complete with

- 1 Pair Fitted Ball Ends
- 2 35mm Brass Screw Eyes
- 1 Brass Holdfast
- Cord to suit

- ◆ Ideal for Tall or Inaccessible windows - By releasing the cord you can raise or lower the rod complete with net curtain, which can then be easily removed for washing etc.



TUBING and SOCKETS

◆ BESPOKE MADE TO MEASURE SERVICE - produced to your specific requirements



TUBING

1204 BRASS CASED STEEL

Stock Unit CUT TO SIZE Stock Length 5 Metre

1206 CHROME PLATED CASED STEEL

Stock Unit CUT TO SIZE Stock Length 5 Metre

Available in the following diameters

9mm, 12mm, 16mm, 19mm, 25mm, 32mm 38mm
 $\frac{3}{8}$ " $\frac{1}{2}$ " $\frac{5}{8}$ " $\frac{3}{4}$ " 1" $1\frac{1}{4}$ " $1\frac{1}{2}$ "

◆ 9mm tube is manufactured from BRASS and not Cased Steel

1212 WHITE PAINTED ALUMINIUM TUBE

Stock Unit CUT TO SIZE Stock Length 5 Metre

Available in the following diameters

13mm,
 $\frac{1}{2}$ "

1211 WHITE PLASTIC COVERED STEEL TUBE

Stock Unit CUT TO SIZE Stock Length 4 Metre

Available in the following diameter

19mm
 $\frac{3}{4}$ "

1207 ANODISED ALUMINIUM

Stock Unit CUT TO SIZE Stock Length 4 Metre

Available in the following diameters

10mm, 13mm, 15mm
 $\frac{3}{8}$ " $\frac{1}{2}$ " $\frac{5}{8}$ "

◆ Ideal for Roman Blind Rods



766B

366B

366C

366C

766C

1366

1766

ROD SOCKET - STRAIGHT End/Side fix only

766B BRASS

Stock Unit PAIR or 10 PAIRS

766C CHROME

Stock Unit PAIR or 10 PAIRS

Brass and Chrome sockets available in the following diameters 9mm, $\frac{3}{8}$ "

1766 WHITE PLASTIC

Stock Unit PAIR or 10 PAIRS

White plastic sockets available in the following diameters

10mm,
 $\frac{3}{8}$ "

ROD SOCKET - CRANKED (Right angled) Face fix or Top fix

366B BRASS

Stock Unit PAIR or 10 PAIRS

366C CHROME

Stock Unit PAIR or 10 PAIRS

12mm, 16mm, 19mm, 25mm
 $\frac{1}{2}$ " $\frac{5}{8}$ " $\frac{3}{4}$ " 1"

1366 WHITE PLASTIC

Stock Unit PAIR or 10 PAIRS

13mm
 $\frac{1}{2}$ "

ROD BRACKETS & SAIL EYELETS

ROD BRACKET Face fix or Top fix
855 RING CENTRE BRACKET

Stock Unit EACH

102 END BRACKET

Stock Unit EACH

Available for the following diameters of tube

Diameter (mm)	10	13	15	19	25	32	38
Projection (mm)	57	55	54	53	53	50	52

- ◆ Brass Brackets suffix B after code number
- ◆ Chrome Brackets suffix C after code number
- ◆ PROJECTIONS of the 102 and 855 Brackets can be INCREASED or DECREASED (Not applicable to 32mm or 38mm Brackets)
- ◆ Can be cut down to a MINIMUM of 25mm
- ◆ Bracket projection is from the WALL to the BACK of the pole
- ◆ 10mm to 25mm brackets have rectangular base



3426 BRASS SAIL EYELETS and TURNOVER RINGS

Stock Unit BOX 200

Size	External Diameter (mm)	Internal Diameter (mm)	Shank Length (mm)
20B	11.11	6.75	5.16
21B	12.70	7.14	5.56
22B	14.29	7.94	5.95
23B	15.88	8.73	5.95
24B	17.46	9.53	6.35
25B	19.05	10.32	6.75
26B	20.64	11.11	7.14
27B	22.23	11.91	7.54
28B	23.81	12.70	7.94
29B	25.40	14.29	8.33
30B	28.58	15.88	8.73
35B	42.60	26.00	12.00
40B	62.00	38.50	12.60
66B	95.00	65.60	11.50

NICKEL PLATED

35N	42.60	26.00	12.00
40N	62.00	38.50	12.60
66N	95.00	65.50	11.50

3424 MATERIAL CUTTING PUNCH

Stock Unit EACH

Size	Diameter of Hole (mm)	Size	Diameter of Hole (mm)
20B	4.76	26B	9.53
21B	6.35	27B	11.11
22B	6.35	28B	11.11
23B	7.94	29B	12.70
24B	7.94	30B	14.29
25B	9.53	35B	25.40
		40B	39.50
		66B	64.60

3425 PUNCH and DIE SET

Stock Unit EACH

Sizes 20B, 21B, 22B, 23B, 24B, 25B, 26B, 27B, 28B, 29B, 30B



Turnover ring is placed into moulded recess of die. Cut fabric placed over ring, eyelet is then placed over the ring. Tool is inserted into the hole and a gentle tap with a hide or rubber mallet will "peel" ring flange over securing fabric between ring and eyelet.

