

Cl/SfB	(31.9)	Xt 7

# Architectural Hardware



SAMUEL HEATH  
*since 1820*

Made in England





# CONTENTS

	Page No.		Page No.
<b>Finishes</b>	8 - 9	<b>Window Fittings</b>	
Suites		- Casement stays	61 - 62
■ - Profile	10 - 26	- Casement fasteners	63 - 64
■ - Contour	27 - 39	- Sash fasteners & fittings	65 - 71
		- Additional fittings	72 - 74
<b>Entrance Door Fittings</b>		<b>Further Fittings</b>	
- Door Numerals	42 - 43	- Cupboard fittings	76 - 78
- Letter plates	44	- Flush fittings	79
- Letter box protectors	45	- Cabin hooks	80
- Latch pulls	46	- Ventilators	81
- Door knockers	47	- Hat & coat hooks	82
- Centre door knobs	48	- Miscellaneous fittings	83 - 84
- Security	49	<b>Door Closers</b>	
<b>Internal Door Fittings</b>		- Perko Powermatic®	85 - 89
- Door knobs	51	- Perkomatic	90
- Latch sets	52	- Perko	90
- Escutcheons	53	- Trip catch	84
- Pull handles	54 - 55	<b>Intro Bathroom Accessories</b>	91
- Bolts	56 - 57	<b>Alphabetical Index</b>	92
- Flush fittings	57	<b>Product Code Index</b>	93
- Door holders & stops	58		
- US Latches	59		



**Welcome** to the latest edition of our Architectural Hardware catalogue which includes the stunning new door furniture which is designed to complement our signature hardware collections, Profile and Contour.

Alongside the new stepped and channelled square and rectangular backplates, we are delighted to introduce four new additions to our architectural hardware which, much like our distinctive bathroom collections, take inspiration from key influential design periods, each with a unique character and aesthetic.

Redolent of the iconic Arts & Crafts movement the flowing organic shape of the Domed Door Knob (P8060) endows the fixture with a traditional grandeur, embodying the rich heritage that Samuel Heath is founded on. The domed ergonomic design ensures that the finished product is both tactile and beautiful.

A classic and timeless design imbued with a distinctly metropolitan feel, the Classic Door Knob (P8061) perfectly captures the luxuriousness of the Art Deco period. The fitting is unembellished; precise concentric channelling and subtle recesses give the product an understated elegance.

The Stepped Door Knob (P8062) has a distinctly Art Nouveau inspired style whose stepped face and curvilinear spindle are redolent of the organic motifs and natural shapes associated with the aesthetic of early 20th century design.

Featuring a minimalist form, the Contemporary Door Knob (P8065) is a faithful demonstration of the sleek and modern design philosophy that made Bauhaus one of the most influential contemporary design trends.

Each stage of the design and manufacture is carried out by the craftsmen and women in our factory in Birmingham, England using a blend of pure British brass, time-honed skills and the latest machining technology.

The end product carries a solidity and finish quality which reflects Samuel Heath's two centuries of manufacturing heritage. Nine lustrous finishes are available from stock with further finishes on demand, enabling our door hardware to augment both classic and contemporary interiors.

We have decided to phase out our Cobden collection so if you interested in ordering any of these pieces then please contact us to check our current availability.

We do hope you enjoy our new Architectural Hardware catalogue and thank you for your support of our 100% British-made ironmongery.

# Finishes

## Core finishes

Profile and Contour suites are available from stock in all of these 9 finishes vis: (PVD on external products only)

Any additional stocked finishes are shown in white boxes  
In this example MBC is also available from stock.

Core Finishes			CORE FINISHES IN STOCK
PB ✓	CP ✓	SN ✓	
NL ✓	SCP ✓	PN ✓	
BRZ ✓	ABU ✓	PVD ✓	

Core Finishes			CORE FINISHES IN STOCK
PB ✓	CP ✓	SN ✓	
NL ✓	SCP ✓	PN ✓	
BRZ ✓	ABU ✓	PVD ✓	

+ MBC P7502



**NL**  
Non Lacquered



**PB**  
Polished Brass



**CP**  
Chrome Plated



**SCP**  
Satin Chrome



**SN**  
Satin Nickel



**PN**  
Polished Nickel



**BRZ**  
Bronze Finish



**ABU**  
Antique Brass Unlacquered



**PVD**  
Physical Vapour Deposition

**NL** Non lacquered brass is hand polished and if cleaned regularly will maintain a pure brass finish. If left to weather of its own accord the brass will form a patina which gives a natural tone to the metal.

**PB** Our polished brass is provided with an electrophoretic ultra lacquer which provides 6 times more wear resistance than traditional wet spray lacquer.

**CP** Hand polished brass is given a primer coating of copper, followed by an undercoat of nickel and finished with a protective hard gloss coating of chromium.

**SCP** Similar to CP but instead utilises an undercoat of satin nickel. A highly desired finish for a contemporary style.

**SN** This finish offers a warmer look for specifications where satin chrome plate can be too uncompromising. It forms a natural patina.

**PN** The ultimate 'warm' finish providing a deep lustre used primarily in classic settings but increasingly used in contemporary designs when chrome plate can be too stark. We do not lacquer our polished nickel as we prefer it to form a natural patina over time.

**BRZ** A bronze finish applied on polished brass and then polished by hand. It is designed to wear in time to reveal a 'rustic' look for period specifications.

**ABU** Antique brass is a hand applied finish to solid brass and is un-lacquered to allow a natural patina to form over time as the finish wears down. Final hand polishing ensures each piece has individual character.

**PVD** The most durable brass finish available on the market. Our 25 year guarantee reflects our confidence in this hard-wearing finish which is mainly specified on external applications.

## Additional finishes - by special order requiring prior approval *(some products may not be possible)*



**BB**  
Barrel Burnished



**SD**  
Sanded



**MBC**  
Matt Black Chrome

**BB** Barrel burnishing produces a smooth appearance and is used as an alternative form of finishing for certain products where a highly polished surface is not required. The majority of these products are protected with a lacquer which is electrophoretically plated.

**SD** Sanded brass is achieved by hand finishing the surface.

**MBC** Matt black chrome finish is a black chrome plated finish which offers a smooth durable result. Base layers of copper and satin nickel give it a highly contemporary matt look which is guaranteed for 10 years.

Please note any finish will be affected in marine or coastal environments.



**P8061-B** knob with **P8007-B** rose in SN



# Profile



**P8052-B** knob on **P8001-B** rose in CP



**P6973-B** lever on **P8020** backplate in BRZ  
Shown left handed

# Profile door fittings



## P8052-A, B or C Door knob

### Core Finishes

PB ✓	CP ✓	SN ✓	CORE FINISHES IN STOCK
NL ✓	SCP ✓	PN ✓	
BRZ ✓	ABU ✓		

**Knob Ø:** A = 51mm; 2"  
B = 57mm; 2 1/4"  
C = 64mm; 2 1/2"

**Projection:** A,B,C = 60mm; 2 3/8"

**Spindle:** 8mm threaded  
Suits 44mm; 1 3/4" door

- Order roses or backplates extra - see pages 15-17
- Rim lock version see Page 18



Supplied as a pair

### ADDITIONAL OPTIONS



For doors up to 70mm 2 3/4" order spindle P9952-xx



Taylor spindle order P9953-xx



## P8056-A, B Door knob

### Core Finishes

PB ✓	CP ✓	SN ✓	CORE FINISHES IN STOCK
NL ✓	SCP ✓	PN ✓	
BRZ ✓	ABU ✓		

**Knob Ø:** A = 45mm; 1 3/4"  
B = 57mm; 2 1/4"

**Projection:** A = 77mm; 3" B = 86mm; 3 3/8"

**Spindle:** 8mm threaded  
Suits 44mm; 1 3/4" door

- Order roses or backplates extra - see pages 15-17



x 2

Supplied as a pair

### ADDITIONAL OPTIONS



For doors up to 70mm 2 3/4" order spindle P9952-xx



Taylor spindle order P9953-xx



## P8061-B, -C Door knob

### Core Finishes

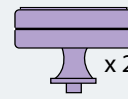
PB ✓	CP ✓	SN ✓	CORE FINISHES IN STOCK
NL ✓	SCP ✓	PN ✓	
BRZ ✓	ABU ✓		

**Knob Ø:** B = 63mm; 2 1/2"  
C = 69mm; 2 3/4"

**Projection:** B = 46mm; 1 13/16"  
C = 50mm; 2"

**Spindle:** 8mm threaded  
Suits 44mm; 1 3/4" door

- Order roses **P8007-B,-C** or backplates extra - see pages 15-17



x 2

Supplied as a pair

### ADDITIONAL OPTIONS



For doors up to 70mm 2 3/4" order spindle P9952-xx



Taylor spindle order P9953-xx



# Profile door fittings



## P8065-B, -C Door knob

### Core Finishes

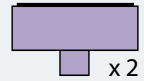
PB ✓	CP ✓	SN ✓	CORE FINISHES IN STOCK
NL ✓	SCP ✓	PN ✓	
BRZ ✓	ABU ✓		

**Knob Ø:** B = 63mm; 2½"  
C = 69mm; 2¾"

**Projection:** B = 45mm; 1¾"  
C = 49mm; 1⅝"

**Spindle:** 8mm threaded  
Suits 44mm; 1¾" door

- Order roses **P8009-B,-C** or backplates extra - see pages 15 - 17



x 2

Supplied as a pair

### ADDITIONAL OPTIONS



For doors up to 70mm 2¾" order spindle P9952-xx



Taylor spindle order P9953-xx



## P7487 Oval door knob

### Core Finishes

PB ✓	CP ✓	SN ✓	CORE FINISHES IN STOCK
NL ✓	SCP ✓	PN ✓	
BRZ ✓	ABU ✓		

**Knob:** 60mm x 40mm; 2⅜" x 1⅝"

**Projection:** 64mm; 2½"


**Spindle:** 8mm threaded  
Suits 44mm; 1¾" door

- Order roses or backplates extra - see pages 15 - 17
- Rim lock version see Page 18



Supplied as a pair

### ADDITIONAL OPTIONS



For doors up to 70mm 2¾" order spindle P9952-xx



Taylor spindle order P9953.xx



## P8101 Raised oval door knob

### Core Finishes

PB ✓	CP ✓	SN ✓	CORE FINISHES IN STOCK
NL ✓	SCP ✓	PN ✓	
BRZ ✓	ABU ✓		

**Knob:** 60mm x 40mm 2⅜" x 1⅝"

**Projection:** 73mm; 2⅞"

**Spindle:** 8mm threaded  
Suits 44mm; 1¾" door

- Order roses or backplates extra - see pages 15 - 17



Supplied as a pair

### ADDITIONAL OPTIONS

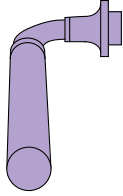


For doors up to 70mm 2¾" order spindle P9952-xx



Taylor spindle order P9953.xx

# Profile door fittings



## P6056 Door lever, unsprung

### Core Finishes

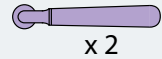
PB ✓	CP ✓	SN ✓	<b>CORE FINISHES IN STOCK</b>
NL ✓	SCP ✓	PN ✓	
BRZ ✓	ABU ✓	PVD ✓	

**Length:** 111mm; 4<sup>3</sup>/<sub>8</sub>"

**Projection:** 60mm; 2<sup>3</sup>/<sub>8</sub>"

**Spindle:** 8mm slotted  
Suits 44mm; 1<sup>3</sup>/<sub>4</sub>" door


- Order roses or backplates extra
- see pages 15 - 17



x 2

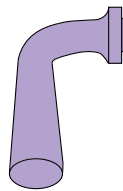
Supplied as a pair

### ADDITIONAL OPTIONS

 For doors up to 70mm 2<sup>3</sup>/<sub>4</sub>" order spindle P9949-xx



Taylor spindle order P9958-xx



## P6052 Door lever, unsprung

### Core Finishes


PB ✓	CP ✓	SN ✓	<b>CORE FINISHES IN STOCK</b>
NL ✓	SCP ✓	PN ✓	
BRZ ✓	ABU ✓	PVD ✓	

**Length:** 113mm; 4<sup>1</sup>/<sub>2</sub>"

**Projection:** 60mm; 2<sup>3</sup>/<sub>8</sub>"

**Spindle:** 8mm slotted  
Suits 44mm; 1<sup>3</sup>/<sub>4</sub>" door


- Order roses or backplates extra
- see pages 15 - 17



x 2

Supplied as a pair

### ADDITIONAL OPTIONS

 For doors up to 70mm 2<sup>3</sup>/<sub>4</sub>" order spindle P9949-xx



Taylor spindle order P9958-xx



P6973



P6973-B



P6973SP



P6973SP-B

## P6973 Door lever, unsprung

### P6973-B Door lever, unsprung

### P6973SP Door lever, sprung

### P6973SP-B Door lever, sprung

### Core Finishes

PB ✓	CP ✓	SN ✓	<b>CORE FINISHES IN STOCK</b>
NL ✓	SCP ✓	PN ✓	
BRZ ✓	ABU ✓	PVD ✓	

**Length:** P6973 127mm; 5"

P6973-B 141mm; 5<sup>9</sup>/<sub>16</sub>"

P6973SP 127mm; 5"

P6973SP-B 141mm; 5<sup>9</sup>/<sub>16</sub>"


**Projection:** 39mm; 1<sup>9</sup>/<sub>16</sub>"

**Spindle:** P6973SP; P6973SP-B: 8mm; 5<sup>9</sup>/<sub>16</sub>" square suits 44mm; 1<sup>3</sup>/<sub>4</sub>" door

P6973; P6973-B: 8mm; 5<sup>9</sup>/<sub>16</sub>" slotted

**Fixing:** P6973SP; P6973SP-B: Bolt through, horizontal and vertical


- P6973-B For use with heavy sprung latch / lock eg. Imperial G72 / 7000
- Order roses or backplates extra
- see pages 15 - 17



x 2

Supplied as a pair

### ADDITIONAL OPTIONS

 For doors up to 70mm 2<sup>3</sup>/<sub>4</sub>" order spindle P9949-xx or P9955-xx for SP



Taylor spindle order P9958-xx

Levers illustrated are right-handed



Latches page 59

# Profile door fittings



P8000-A



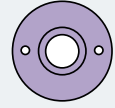
P8001-A

**P8000-A, B or C** Visible fix rose  
**P8001-A, B or C** Concealed fix rose

**Core Finishes**

PB ✓	CP ✓	SN ✓	<b>CORE FINISHES IN STOCK</b> + PVD P8000-B P8001-A P8001-B
NL ✓	SCP ✓	PN ✓	
BRZ ✓	ABU ✓		

**Rose Ø:** A = 57mm; 2 1/4"  
 B = 64mm; 2 1/2"  
 C = 70mm; 2 3/4"



Supplied as a pair



Supplied as a pair



**P8007-B, -C** Concealed fix rose

**Core Finishes**

PB ✓	CP ✓	SN ✓	<b>CORE FINISHES IN STOCK</b>
NL ✓	SCP ✓	PN ✓	
BRZ ✓	ABU ✓		

**Rose Ø:** B = 54mm; 2 1/8"  
 C = 60mm; 2 3/8"

• Recommended for P8061-B, P8061-C



Supplied as a pair



**P8009-B, -C** Concealed fix rose

**Core Finishes**

PB ✓	CP ✓	SN ✓	<b>CORE FINISHES IN STOCK</b>
NL ✓	SCP ✓	PN ✓	
BRZ ✓	ABU ✓		

**Rose Ø:** B = 63mm; 2 1/2"  
 C = 69mm; 2 11/16"

• Recommended for P8065-B, P8065-C



Supplied as a pair



**P8004** Concealed fix rose

**Core Finishes**

PB ✓	CP ✓	SN ✓	<b>CORE FINISHES IN STOCK</b>
NL ✓	SCP ✓	PN ✓	
BRZ ✓	ABU ✓	PVD ✓	

**Rose Ø:** 40mm; 1 9/16"



Supplied as a pair



**P8026** Backplate

**Core Finishes**

PB ✓	CP ✓	SN ✓	<b>CORE FINISHES IN STOCK</b>
NL ✓	SCP ✓	PN ✓	
BRZ ✓	ABU ✓	PVD ✓	

**Plate:** 55mm x 55mm  
 2 3/16" x 2 3/16"



Supplied as a pair



# Profile door fittings



## P8025 Backplate, no key hole

Core Finishes			
PB ✓	CP ✓	SN ✓	CORE FINISHES IN STOCK
NL ✓	SCP ✓	PN ✓	
BRZ ✓	ABU ✓		

**Plate:** 50mm x 200mm  
2" x 7<sup>7</sup>/<sub>8</sub>"



Supplied as a pair



## P8020 Backplate, lever lock

Core Finishes			
PB ✓	CP ✓	SN ✓	CORE FINISHES IN STOCK
NL ✓	SCP ✓	PN ✓	
BRZ ✓	ABU ✓	PVD ✓	

**Plate:** 50mm x 200mm  
2" x 7<sup>7</sup>/<sub>8</sub>"

**Centres:** 57mm; 2<sup>1</sup>/<sub>4</sub>"



Supplied as a pair

# Profile door fittings

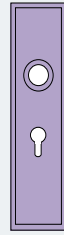


## P8021, P8022 Backplate, euro profile

### Core Finishes

PB ✓	CP ✓	SN ✓	<b>CORE FINISHES IN STOCK</b>
NL ✓	SCP ✓	PN ✓	
BRZ ✓	ABU ✓	PVD ✓	

<b>Plate:</b>	P8021:	50mm x 200mm 2" x 7 <sup>7</sup> / <sub>8</sub> "
	P8022:	50mm x 200mm 2" x 7 <sup>7</sup> / <sub>8</sub> "
<b>Centres:</b>	P8021:	48.5mm; 1 <sup>15</sup> / <sub>16</sub> "
	P8022:	72mm; 2 <sup>13</sup> / <sub>16</sub> "



Supplied as a pair

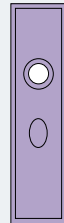


## P8023T, P8024T Backplate with bathroom thumb turn

### Core Finishes

PB ✓	CP ✓	SN ✓	<b>CORE FINISHES IN STOCK</b>
NL ✓	SCP ✓	PN ✓	
BRZ ✓	ABU ✓		

<b>Plate:</b>	P8023T:	50mm x 200mm 2" x 7 <sup>7</sup> / <sub>8</sub> "
	P8024T:	50mm x 200mm 2" x 7 <sup>7</sup> / <sub>8</sub> "
<b>Projection:</b>	P8023T:	31mm; 1 <sup>1</sup> / <sub>4</sub> "
	P8024T:	31mm; 1 <sup>1</sup> / <sub>4</sub> "
<b>Centres:</b>	P8023T:	57mm; 2 <sup>1</sup> / <sub>4</sub> "
	P8024T:	78mm; 3 <sup>1</sup> / <sub>16</sub> "
<b>Spindle:</b>		5mm; <sup>3</sup> / <sub>16</sub> " square Suits up to 60mm; 2 <sup>1</sup> / <sub>4</sub> " door



x1

Supplied individually



## P8023CR, P8024CR Backplate with bathroom coin release

### Core Finishes

PB ✓	CP ✓	SN ✓	<b>CORE FINISHES IN STOCK</b>
NL ✓	SCP ✓	PN ✓	
BRZ ✓	ABU ✓		

<b>Plate:</b>	P8023CR:	50mm x 200mm 2" x 7 <sup>7</sup> / <sub>8</sub> "
	P8024CR:	50mm x 200mm 2" x 7 <sup>7</sup> / <sub>8</sub> "
<b>Projection:</b>	P8023CR:	15mm; <sup>5</sup> / <sub>8</sub> "
	P8024CR:	15mm; <sup>5</sup> / <sub>8</sub> "
<b>Centres:</b>	P8023CR:	57mm; 2 <sup>1</sup> / <sub>4</sub> "
	P8024CR:	78mm; 3 <sup>1</sup> / <sub>16</sub> "



x1

Supplied individually



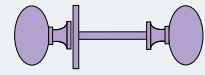
## Profile door fittings



### P8052R-B Rim lock set

#### Finishes in stock

PB	✓	CP	✓	NL	✓
PN	✓				



Supplied as a set

**Knob Ø:** 57mm; 2¼"

**Rose Ø:** 64mm; 2½"

**Projection:** 60mm; 2⅜" incl. rose

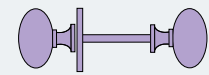
**Spindle:** 100mm; 4" x 8mm threaded spindle



### P8052RC-B Rim lock set, concealed fix

#### Finishes in stock

PB	✓	CP	✓	NL	✓
PN	✓				



Supplied as a set

**Knob Ø:** 57mm; 2¼"

**Rose Ø:** 64mm; 2½"

**Projection:** 60mm; 2⅜" incl. rose

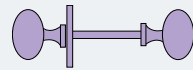
**Spindle:** 100mm; 4" x 8mm threaded spindle



### P7487R Oval rim lock set

#### Finishes in stock

PB	✓	CP	✓	PN	✓
NL	✓	BRZ	✓		



Supplied as a set

**Knob:** 60mm x 40mm; 2⅜" x 1⅝"

**Rose Ø:** 57mm; 2¼"

**Projection:** 64mm; 2½" incl. rose

**Spindle:** 100mm; 4" x 8mm threaded spindle



### P2132-A, B Centre door knob

#### Core Finishes

PB	✓	CP	✓	SN	✓	<b>CORE FINISHES IN STOCK</b>
NL	✓	SCP	✓	PN	✓	
BRZ	✓	ABU	✓	PVD	✓	

**Knob Ø:** A = 88mm; 3⅞"

B = 88mm; 3⅞"

**Rose Ø:** A = 69mm; 2⅞"

B = 86mm; 3⅜"

**Projection:** 94mm; 3¾" incl. rose

**Fixing:** Allthread M10 x 110mm; 4⅜" with decorative cover Ø20mm; ¾"

# Profile door fittings



P2395



P8102



P8102-E

**P2395** Round covered escutcheon

**P8102** Raised oval covered escutcheon

**P8102-E** Euro profile escutcheon plate only

### Core Finishes

PB ✓	CP ✓	SN ✓	<b>CORE FINISHES IN STOCK</b>
NL ✓	SCP ✓	PN ✓	
BRZ ✓	ABU ✓	+ PVD P2395	

**P2395:** 32mm; 1 1/4" Ø

**P8102:** 62mm x 30mm; 2 1/2" x 1 1/4"

**P8102-E:** 51mm x 30mm; 2" x 1 1/4"



P8027



P8028



P8029

**P8027** Lever lock escutcheon

**P8028** Euro escutcheon

**P8029** Oval escutcheon



### Core Finishes

PB ✓	CP ✓	SN ✓	<b>CORE FINISHES IN STOCK</b>
NL ✓	SCP ✓	PN ✓	
BRZ ✓	ABU ✓	PVD ✓	

**P8027:** 55mm x 55mm; 2 3/16" x 2 3/16"

**P8028:** 55mm x 55mm; 2 3/16" x 2 3/16"

**P8029:** 55mm x 55mm; 2 3/16" x 2 3/16"



x1

Supplied individually



P8181



P8182



P8183



P8184

**P8181** Oval concealed fix escutcheon

**P8182** Euro concealed fix escutcheon

**P8183** Lever lock concealed fix escutcheon

**P8184** Lever lock concealed fix escutcheon

### Core Finishes

PB ✓	CP ✓	SN ✓	<b>CORE FINISHES IN STOCK</b>
NL ✓	SCP ✓	PN ✓	
BRZ ✓	ABU ✓	PVD ✓	

**P8181:** 51mm; 2" Ø

**P8182:** 51mm; 2" Ø

**P8183:** 51mm; 2" Ø

**P8184:** 38mm; 1 1/2" Ø



x1

Supplied individually



P7800



P7802



P7804

**P7800** Cylinder latch pull

**P7802** Cylinder latch pull set - euro profile

**P7804** Cylinder latch pull - euro profile

### Core Finishes

PB ✓	CP ✓	SN ✓	<b>CORE FINISHES IN STOCK</b>
NL ✓	SCP ✓	PN ✓	
BRZ ✓	ABU ✓	PVD ✓	
+ MBC P7802			

**P7800: Height:** 86mm; 3 3/8"

**Width:** 45mm; 1 3/4"

**Projection:** 27mm; 1"

**P7802: Height:** 91mm; 3 5/8"

**Width:** 54mm; 2 1/8"

**Projection:** 28mm; 1 1/8"

**P7804: Height:** 86mm; 3 3/8"

**Width:** 45mm; 1 3/4"

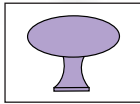
**Projection:** 29mm; 1 1/8"

## Profile door fittings



P8175T

P8175CR

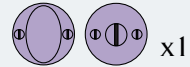


**P8175T** Bathroom thumb turn, visible fix

**P8175CR** Bathroom coin release, visible fix

### Core Finishes

PB ✓	CP ✓	SN ✓	<b>CORE FINISHES IN STOCK</b>
NL ✓	SCP ✓	PN ✓	
BRZ ✓	ABU ✓		



x1

Supplied individually

**Knob:** 32mm x 20mm; 1 1/4" x 3/4"

**Rose Ø:** 35mm; 1 3/8"

**Projection:** 32mm; 1 1/4"

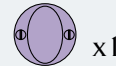
**Spindle:** 5mm; 3/16" square

Suits up to 60mm 2 1/4" door

**P8171T** Lock thumbturn for 5mm or 8mm follower

### Core Finishes

PB ✓	CP ✓	SN ✓	<b>CORE FINISHES IN STOCK</b>
NL ✓	SCP ✓	PN ✓	
BRZ ✓	ABU ✓		



x1

Supplied individually

**Knob:** 32mm x 20mm; 1 1/4" x 3/4"


**Rose Ø:** 35mm; 1 3/8"

**Projection:** 32mm; 1 1/4"

**Spindle:** 5mm; 3/16" square or

8mm; 5/16" square using adaptor

Suits up to 60mm 2 1/4" door



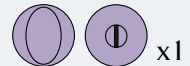
**P8176T** Bathroom thumb turn, concealed fix

**P8176TUS** Bathroom thumb turn, concealed fix (USA only)

**P8176CR** Bathroom coin release, concealed fix

### Core Finishes

PB ✓	CP ✓	SN ✓	<b>CORE FINISHES IN STOCK</b>
NL ✓	SCP ✓	PN ✓	
BRZ ✓	ABU ✓		



x1

Supplied individually

**Knob:** 32mm x 20mm; 1 1/4" x 3/4"

**Rose Ø:** 35mm; 1 3/8"

**Projection:** 32mm; 1 1/4"


**Spindle:** 5mm; 3/16" square

Suits up to 60mm 2 1/4" door



P8176T  
P8176TUS

P8176CR



**P8174T** Bathroom thumb turn, concealed fix

**P8174TUS** Bathroom thumb turn, concealed fix (USA only)

**P8174CR** Bathroom coin release, concealed fix

### Core Finishes

PB ✓	CP ✓	SN ✓	<b>CORE FINISHES IN STOCK</b>
NL ✓	SCP ✓	PN ✓	
BRZ ✓	ABU ✓		



x1

Supplied individually

**Knob Ø:** 24mm x 32mm; 1" x 1 1/4"

**Rose Ø:** 35mm; 1 3/8"

**Projection:** 34mm; 1 5/16"

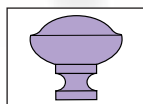
**Spindle:** 5mm; 3/16" square

Suits up to 60mm 2 1/4" door



P8174T  
P8174TUS


P8174CR



# Profile door fittings



P8072T



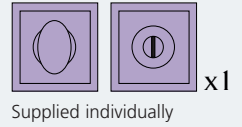
P8072CR

## P8072T Bathroom thumb turn

## P8072CR Bathroom coin release

### Core Finishes

PB	✓	CP	✓	SN	✓	CORE FINISHES IN STOCK
NL	✓	SCP	✓	PN	✓	
BRZ	✓	ABU	✓			



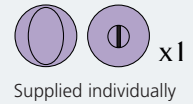
- Knob:** 32mm x 20mm; 1 1/4" x 3/4"
- Backplate:** 55mm x 55mm; 2 3/16" x 2 3/16"
- Projection:** 33mm; 1 5/16"
- Spindle:** 5mm; 3/16" square  
Suits up to 60mm 2 1/4" door

## P8161T Bathroom thumb turn, concealed fix

## P8161CR Bathroom coin release, concealed fix

### Core Finishes

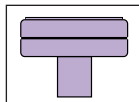
PB	✓	CP	✓	SN	✓	CORE FINISHES IN STOCK
NL	✓	SCP	✓	PN	✓	
BRZ	✓	ABU	✓			



- Knob:** 35mm x 23mm; 1 3/8" x 1 5/16"
- Rose Ø:** 35mm; 1 3/8"
- Projection:** 32mm; 1 1/4"
- Spindle:** 5mm; 3/16" square  
Suits up to 60mm 2 1/4" door



P8161T



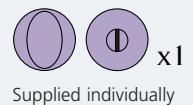
P8161CR

## P8165T Bathroom thumb turn, concealed fix

## P8165CR Bathroom coin release, concealed fix

### Core Finishes

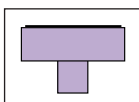
PB	✓	CP	✓	SN	✓	CORE FINISHES IN STOCK
NL	✓	SCP	✓	PN	✓	
BRZ	✓	ABU	✓			



- Knob:** 35mm x 23mm; 1 3/8" x 1 5/16"
- Rose Ø:** 35mm; 1 3/8"
- Projection:** 32mm; 1 1/4"
- Spindle:** 5mm; 3/16" square  
Suits up to 60mm 2 1/4" door



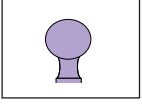
P8165T



P8165CR



## Profile door fittings



### P7303 Indicator bolt

#### Finishes in stock

PB	✓	CP	✓	SN	✓
NL	✓	SCP	✓	PN	✓

**Indicator Ø:** 48mm; 1 7/8"

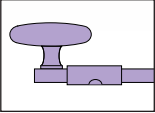
**Main body:** 75mm x 43mm; 3" x 1 3/4"

**Spindle:** 5mm; 3/16" square

Suits up to 70mm 2 3/4" door

**Throw:** 35mm; 1 3/8"

- Reversible indicator, engaged/vacant, red/green



### P7349-A, B, C or D Surface bolt

#### Core Finishes

PB	✓	CP	✓	SN	✓	<b>CORE FINISHES IN STOCK</b>
NL	✓	SCP	✓	PN	✓	
BRZ	✓	ABU	✓			

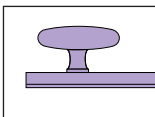
**Length:** A = 102mm; 4"

B = 152mm; 6"

C = 203mm; 8"

D = 254mm; 10"

- 3 types of keeper included



### P7360L-A, B or C Surface bolt, locking

#### Core Finishes

PB	✓	CP	✓	SN	✓	<b>CORE FINISHES IN STOCK</b>
NL	✓	SCP	✓	PN	✓	
BRZ	✓	ABU	✓			

**Length:** A = 152mm; 6"

B = 203mm; 8"

C = 254mm; 10"

- 3 types of keeper included
- Locks with allen key (included)

## Profile door fittings



### P8103 Push plate

#### Core Finishes

PB ✓	CP ✓	SN ✓	CORE FINISHES IN STOCK
NL ✓	SCP ✓	PN ✓	
BRZ ✓	ABU ✓		

**Height:** 285mm; 11 1/4"

**Width:** 67mm; 2 5/8"

- Visible fix



### P8163, P8164 Pull handle on plate

#### Core Finishes

	PB	CP	SN	NL	SCP	PN	BRZ	ABU	CORE FINISHES IN STOCK
P 8163	✓	✓	✓	✓	✓	✓	✓	✓	
P 8164	✓	✓	✓	✓			✓	✓	

**Height:** 285mm; 11 1/4"

**Width:** 67mm; 2 5/8"

**Projection:** 77mm; 3"

- P8163 Bolt-through

1/4" Whitworth thread x 100mm; 4" concealed fix

**Fixing centres:** 190mm; 7 1/2"

- P8164 Visible fix (not illustrated)



P8264

### P8263, P8264 Pull handle

#### Core Finishes

	PB	CP	SN	NL	SCP	PN	BRZ	ABU	PVD	CORE FINISHES IN STOCK
P8263	✓	✓	✓	✓	✓	✓	✓	✓	✓	
P8264	✓	✓	✓	✓	✓	✓	✓	✓		

**Handle length:** 250mm; 9 3/4"

**Width:** 40mm; 1 1/2"

**Projection:** 65mm; 2 1/2"


- P8264 Bolt-through

1/4" Whitworth thread x 100mm; 4" concealed fix

**Fixing centres:** 190mm; 7 1/2"

- P8263 Visible fix (not illustrated)

## Profile cupboard fittings



### P783 Cupboard knob

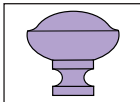
#### Core Finishes

PB ✓	CP ✓	SN ✓	<b>CORE FINISHES IN STOCK</b>
NL ✓	SCP ✓	PN ✓	
BRZ ✓	ABU ✓		

**Knob Ø:** 20mm; 3/4" x 32mm; 1 1/4"

**Projection:** 25mm; 1"

**Fixing:** Concealed, M4 x 40mm; 1 5/8" screw



### P784 Cupboard knob

#### Core Finishes

PB ✓	CP ✓	SN ✓	<b>CORE FINISHES IN STOCK</b>
NL ✓	SCP ✓	PN ✓	
BRZ ✓	ABU ✓		

**Knob Ø:** 24mm; 1" x 32mm; 1 1/4"

**Projection:** 25mm; 1"

**Fixing:** Concealed, M4 x 40mm; 1 5/8" screw



P786



P796

### P786-A, B or C P796-A, B or C Cupboard knob

#### Core Finishes

PB ✓	CP ✓	SN ✓	<b>CORE FINISHES IN STOCK</b>
NL ✓	SCP ✓	PN ✓	
BRZ ✓	ABU ✓		

**Knob Ø:** A = 19mm; 3/4" B = 25mm; 1" C = 32mm; 1 1/4"

**Projection (P786):** A = 30mm; 1 3/16" B = 38mm; 1 1/2" C = 47mm; 1 7/8"

**(P796):** A = 34mm; 1 3/8" B = 42mm; 1 11/16" C = 54mm; 2 1/8"

**Base Ø (P796):** A = 22mm; 7/8" B = 29mm; 1 1/8" C = 35mm; 1 7/16"

**Fixing:** Concealed, M4 x 40mm; 1 5/8" screw



P788



P798

### P788-B, C P798-B, C Cupboard knob

#### Core Finishes

PB ✓	CP ✓	SN ✓	<b>CORE FINISHES IN STOCK</b>
NL ✓	SCP ✓	PN ✓	
BRZ ✓	ABU ✓		

**Knob Ø:** B = 25mm; 1"  
C = 32mm; 1 1/4"

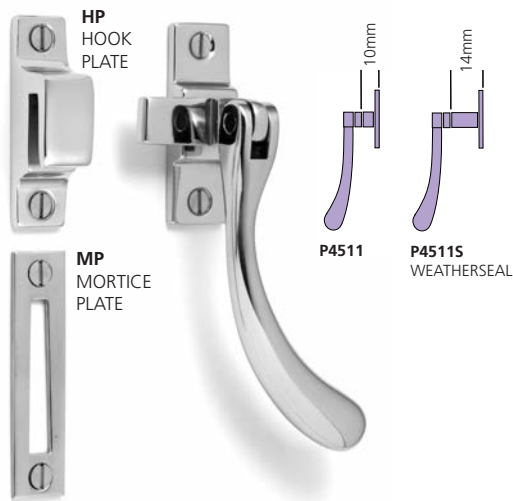
**Projection (P788):** B = 24mm; 1" C = 31mm; 1 1/4"

**(P798):** B = 29mm; 1 1/8" C = 38mm; 1 1/2"

**Base Ø (P798):** B = 29mm; 1 1/8" C = 38mm; 1 1/2"

**Fixing:** Concealed, M4 x 40mm; 1 5/8" screw

# Profile window fittings



## P4511-HP or MP Casement fastener

## P4511S-MP Weatherseal casement fastener

### Core Finishes

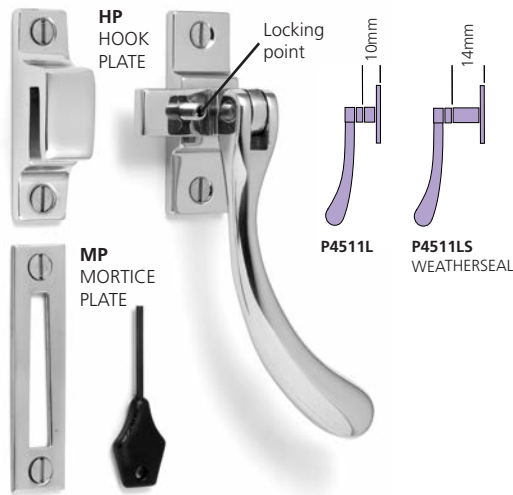
PB ✓	CP ✓	SN ✓	<b>CORE FINISHES IN STOCK</b>
NL ✓	SCP ✓	PN ✓	
BRZ ✓	ABU ✓		

**Handle:** 100mm; 4" **Hook plate:** 57mm x 16mm; 2 1/4" x 5/8"

**Mortice plate:** 67mm x 16mm; 2 5/8" x 5/8"

**Handle plate:** 57mm x 19mm; 2 1/4" x 3/4"

**P4511S** weatherseal variant has extra spacing and is provided with a mortice plate



## P4511L-HP or MP Casement fastener (locking)

## P4511LS-MP Weatherseal casement fastener (locking)

### Core Finishes

PB ✓	CP ✓	SN ✓	<b>CORE FINISHES IN STOCK</b>
NL ✓	SCP ✓	PN ✓	
BRZ ✓	ABU ✓		

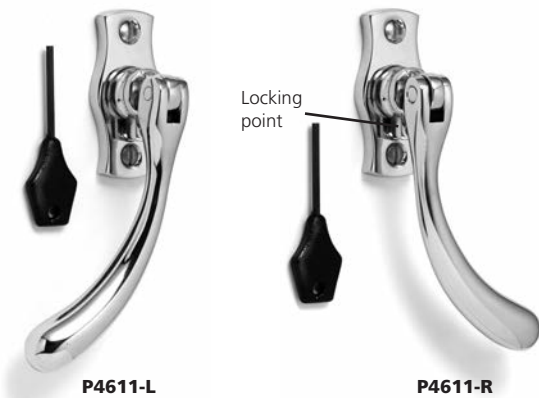
**Handle:** 100mm; 4" **Hook plate:** 57mm x 16mm; 2 1/4" x 5/8"

**Mortice plate:** 67mm x 16mm; 2 5/8" x 5/8"

**Handle plate:** 57mm x 19mm; 2 1/4" x 3/4"

**P4511LS** weatherseal variant has extra spacing and is provided with a mortice plate

- Locks with allen key (included)



## P4611-L & P4611-R Window espagnolette handle

### Core Finishes

PB ✓	CP ✓	SN ✓	<b>CORE FINISHES IN STOCK</b>
NL ✓	SCP ✓	PN ✓	
BRZ ✓	ABU ✓		

**Handle:** 100mm; 4" (projects 34mm)

**Centres:** 43mm

**Fixing:** M5 x 40mm; 1 5/8"

**Spindle projection:** 35mm

- Supplied with 7mm fixed square spindle



# Profile window fittings

## P4512-A, B or C Casement stay

### Core Finishes

PB ✓	CP ✓	SN ✓	CORE FINISHES IN STOCK
NL ✓	SCP ✓	PN ✓	
BRZ ✓	ABU ✓		

**Length:** A = 203mm; 8"  
 B = 254mm; 10"  
 C = 305mm; 12"

- 2 pins supplied
- Extra pin order **P4514-P**
- If E.J.M.A. pattern is required order 2 x **P 4514-EJ**
- Extra cranked pin order **P 4514-CR**



P4515-LP



P4516-K

## P4515-LP Casement stay locking pin

## P4516-K key

### Core Finishes

PB ✓	CP ✓	SN ✓	CORE FINISHES IN STOCK
NL ✓	SCP ✓	PN ✓	
BRZ ✓	ABU ✓		

CP ✓
------


- See **P4516-K** for key

- Key for **P4515-LP**

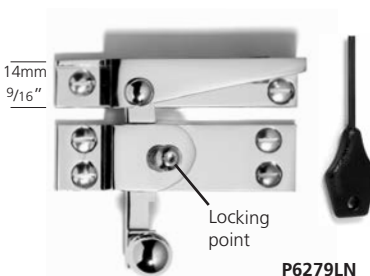


P6279

With Profile knob



P6279-L



P6279LN

## P6279 Straight arm sash fastener

## P6279-L Locking straight arm sash fastener

## P6279LN Locking straight arm sash fastener narrow

### Core Finishes

PB ✓	CP ✓	SN ✓	CORE FINISHES IN STOCK
NL ✓	SCP ✓	PN ✓	
BRZ ✓	ABU ✓		

**Length:** 70mm; 2<sup>3</sup>/<sub>4</sub>"

# Contour



**P6057** lever on **P8003-A** rose in CP

# Contour door fittings



## P8055-A, B or C Door knob

### Core Finishes

PB ✓	CP ✓	SN ✓	CORE FINISHES IN STOCK
NL ✓	SCP ✓	PN ✓	
BRZ ✓	ABU ✓		

**Knob Ø:** A = 51mm; 2"  
B = 57mm; 2 1/4"  
C = 64mm; 2 1/2"

**Projection:** A,B,C = 60mm; 2 3/8"

**Spindle:** 8mm threaded  
Suits 44mm; 1 3/4" door

- Order roses or backplates extra - see pages 30 - 32
- Rim lock version see Page 33



Supplied as a pair

### ADDITIONAL OPTIONS

For doors up to 70mm 2 3/4" order spindle P9952-xx



Taylor spindle order P9953-xx



## P8057-A, B Door knob

### Core Finishes

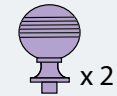
PB ✓	CP ✓	SN ✓	CORE FINISHES IN STOCK
NL ✓	SCP ✓	PN ✓	
BRZ ✓	ABU ✓		

**Knob Ø:** A = 45mm; 1 3/4"  
B = 57mm; 2 1/4"

**Projection:** A = 77mm; 3" B = 86mm; 3 3/8"

**Spindle:** 8mm threaded  
Suits 44mm; 1 3/4" door

- Order roses or backplates extra - see pages 30 - 32



Supplied as a pair

### ADDITIONAL OPTIONS

For doors up to 70mm 2 3/4" order spindle P9952-xx



Taylor spindle order P9953-xx



## P8060-B, -C Door knob

### Core Finishes

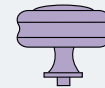
PB ✓	CP ✓	SN ✓	CORE FINISHES IN STOCK
NL ✓	SCP ✓	PN ✓	
BRZ ✓	ABU ✓		

**Knob Ø:** B = 63mm; 2 1/2"  
C = 69mm; 2 11/16"

**Projection:** B = 55mm; 2 3/16"  
C = 57mm; 2 1/4"

**Spindle:** 8mm threaded  
Suits 44mm; 1 3/4" door

- Order roses or backplates extra - see pages 30 - 32



Supplied as a pair

### ADDITIONAL OPTIONS

For doors up to 70mm 2 3/4" order spindle P9952-xx



Taylor spindle order P9953-xx



## P8062-B, -C Door knob

### Core Finishes

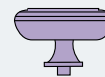
PB ✓	CP ✓	SN ✓	CORE FINISHES IN STOCK
NL ✓	SCP ✓	PN ✓	
BRZ ✓	ABU ✓		

**Knob Ø:** B = 63mm; 2 1/2"  
C = 69mm; 2 11/16"

**Projection:** B = 52mm; 2"  
C = 56mm; 2 3/16"

**Spindle:** 8mm threaded  
Suits 44mm; 1 3/4" door

- Order roses or backplates extra - see pages 30 - 32



Supplied as a pair

### ADDITIONAL OPTIONS

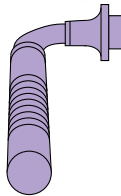
For doors up to 70mm 2 3/4" order spindle P9952-xx



Taylor spindle order P9953-xx



# Contour door fittings



## P6057 Door lever, unsprung

### Core Finishes

PB ✓	CP ✓	SN ✓	<b>CORE FINISHES IN STOCK</b>
NL ✓	SCP ✓	PN ✓	
BRZ ✓	ABU ✓	PVD ✓	

**Length:** 111mm; 4<sup>3</sup>/<sub>8</sub>"

**Projection:** 60mm; 2<sup>3</sup>/<sub>8</sub>"

**Spindle:** 8mm slotted

Suits 44mm; 1<sup>3</sup>/<sub>4</sub>" door


- Order roses or backplates extra - see pages 30 - 32



x 2

Supplied as a pair

### ADDITIONAL OPTIONS



For doors up to 70mm 2<sup>3</sup>/<sub>4</sub>" order spindle P9949.xx



Taylor spindle order P9958.xx



P6974



P6974-B



P6974SP



P6974SP-B

## P6974 Door lever, unsprung

### P6974-B Door lever, unsprung

### P6974SP Door lever, sprung

### P6974SP-B Door lever, sprung

### Core Finishes

PB ✓	CP ✓	SN ✓	<b>CORE FINISHES IN STOCK</b>
NL ✓	SCP ✓	PN ✓	
BRZ ✓	ABU ✓		

**Length:** P6974 127mm; 5"

P6974-B 141mm; 5<sup>9</sup>/<sub>16</sub>"

P6974SP 127mm; 5"

P6974SP-B 141mm; 5<sup>9</sup>/<sub>16</sub>"

**Projection:** 39mm; 1<sup>9</sup>/<sub>16</sub>"


**Spindle:** P6974SP; P6974SP-B: 8mm; 5<sup>1</sup>/<sub>16</sub>" square suits 44mm; 1<sup>3</sup>/<sub>4</sub>" door

P6974; P6974-B: 8mm; 5<sup>1</sup>/<sub>16</sub>" slotted

**Fixing:** P6974SP; P6974SP-B: Bolt through, horizontal and vertical

- P6974-B For use with heavy sprung latch / lock eg. Imperial G72/7000


- Order roses or backplates extra - see pages 30 - 32



x 2

Supplied as a pair

### ADDITIONAL OPTIONS



For doors up to 70mm 2<sup>3</sup>/<sub>4</sub>" order spindle P9949-xx or P9955-xx for SP



Taylor spindle order P9958-xx

Lever illustrations are right-handed



Latches page 59

# Contour door fittings



P8002-A



P8003-A

## P8002-A, B or C Visible fix rose

## P8003-A, B or C Concealed fix rose

### Core Finishes

PB ✓	CP ✓	SN ✓	CORE FINISHES IN STOCK
NL ✓	SCP ✓	PN ✓	
BRZ ✓	ABU ✓	+ PVD P8002-B P8003-A,-B	

Rose Ø: A = 57mm; 2 1/4"  
B = 64mm; 2 1/2"  
C = 70mm; 2 3/4"



Supplied as a pair



Supplied as a pair



## P8006-B, -C Concealed fix rose

### Core Finishes


PB ✓	CP ✓	SN ✓	CORE FINISHES IN STOCK
NL ✓	SCP ✓	PN ✓	
BRZ ✓	ABU ✓		

Rose Ø: B = 63mm; 2 1/2"  
C = 69mm; 2 11/16"

- Recommended for P8060-B, P8060-C



Supplied as a pair



## P8008-B, -C Concealed fix rose

### Core Finishes

PB ✓	CP ✓	SN ✓	CORE FINISHES IN STOCK
NL ✓	SCP ✓	PN ✓	
BRZ ✓	ABU ✓		

Rose Ø: B = 57mm; 2 1/4"  
C = 62.5mm; 2 1/2"

- Recommended for P8062-B, P8062-C



Supplied as a pair



## P8005 Concealed fix rose

### Core Finishes

PB ✓	CP ✓	SN ✓	CORE FINISHES IN STOCK
NL ✓	SCP ✓	PN ✓	
BRZ ✓	ABU ✓	PVD ✓	

Rose Ø: 40mm; 1 9/16"



Supplied as a pair



## P8036 Backplate

### Core Finishes

PB ✓	CP ✓	SN ✓	CORE FINISHES IN STOCK
NL ✓	SCP ✓	PN ✓	
BRZ ✓	ABU ✓	PVD ✓	

Plate: 55mm x 55mm  
2 3/16" x 2 3/16"



Supplied as a pair



Pre-bore adaptors page 59

# Contour door fittings

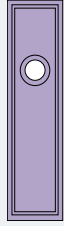


## P8035 Backplate, no key hole

### Core Finishes

PB ✓	CP ✓	SN ✓	CORE FINISHES IN STOCK
NL ✓	SCP ✓	PN ✓	
BRZ ✓	ABU ✓		

**Plate:** 50mm x 200mm  
2" x 7<sup>7</sup>/<sub>8</sub>"



Supplied as a pair



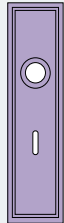
## P8030 Backplate, lever lock

### Core Finishes

PB ✓	CP ✓	SN ✓	CORE FINISHES IN STOCK
NL ✓	SCP ✓	PN ✓	
BRZ ✓	ABU ✓	PVD ✓	

**Plate:** 50mm x 200mm  
2" x 7<sup>7</sup>/<sub>8</sub>"

**Centres:** 57mm; 2<sup>1</sup>/<sub>4</sub>"



Supplied as a pair

## Contour door fittings



### P8031, P8032 Backplate, euro profile

#### Core Finishes

PB ✓	CP ✓	SN ✓	<b>CORE FINISHES IN STOCK</b>
NL ✓	SCP ✓	PN ✓	
BRZ ✓	ABU ✓	PVD ✓	

<b>Plate:</b>	P8031:	50mm x 200mm 2" x 7 <sup>7</sup> / <sub>8</sub> "
	P8032:	50mm x 200mm 2" x 7 <sup>7</sup> / <sub>8</sub> "
<b>Centres:</b>	P8031:	48.5mm; 1 <sup>15</sup> / <sub>16</sub> "
	P8032:	72mm; 2 <sup>13</sup> / <sub>16</sub> "



Supplied as a pair



### P8033T, P8034T Backplate with bathroom thumb turn

#### Core Finishes

PB ✓	CP ✓	SN ✓	<b>CORE FINISHES IN STOCK</b>
NL ✓	SCP ✓	PN ✓	
BRZ ✓	ABU ✓		

<b>Plate:</b>	P8033T:	50mm x 200mm 2" x 7 <sup>7</sup> / <sub>8</sub> "
	P8034T:	50mm x 200mm 2" x 7 <sup>7</sup> / <sub>8</sub> "
<b>Projection:</b>	P8033T:	31mm; 1 <sup>1</sup> / <sub>4</sub> "
	P8034T:	31mm; 1 <sup>1</sup> / <sub>4</sub> "
<b>Centres:</b>	P8033T:	57mm; 2 <sup>1</sup> / <sub>4</sub> "
	P8034T:	78mm; 3 <sup>1</sup> / <sub>16</sub> "
<b>Spindle:</b>		5mm; <sup>3</sup> / <sub>16</sub> " square Suits up to 60mm; 2 <sup>1</sup> / <sub>4</sub> " door



x1

Supplied individually



### P8033CR, P8034CR Backplate with bathroom coin release

#### Core Finishes

PB ✓	CP ✓	SN ✓	<b>CORE FINISHES IN STOCK</b>
NL ✓	SCP ✓	PN ✓	
BRZ ✓	ABU ✓		

<b>Plate:</b>	P8033CR:	50mm x 200mm 2" x 7 <sup>7</sup> / <sub>8</sub> "
	P8034CR:	50mm x 200mm 2" x 7 <sup>7</sup> / <sub>8</sub> "
<b>Projection:</b>	P8033CR:	15mm; <sup>5</sup> / <sub>8</sub> "
	P8034CR:	15mm; <sup>5</sup> / <sub>8</sub> "
<b>Centres:</b>	P8033CR:	57mm; 2 <sup>1</sup> / <sub>4</sub> "
	P8034CR:	78mm; 3 <sup>1</sup> / <sub>16</sub> "



x1

Supplied individually

## Contour door fittings



### P8055R-B Rim lock set

#### Finishes in stock

PB	✓	CP	✓	SN	✓
NL	✓	PN	✓	ABU	✓



Supplied as a set

**Knob Ø:** 57mm; 2<sup>1</sup>/<sub>4</sub>"

**Rose Ø:** 64mm; 2<sup>1</sup>/<sub>2</sub>"

**Projection:** 60mm; 2<sup>3</sup>/<sub>8</sub>"

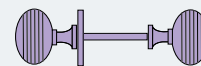
**Spindle:** 8mm threaded spindle x 100mm; 4" long



### P8055RC-B Rim lock set, concealed fix

#### Finishes in stock

PB	✓	CP	✓	NL	✓	PN	✓
----	---	----	---	----	---	----	---



Supplied as a set

**Knob Ø:** 57mm; 2<sup>1</sup>/<sub>4</sub>"

**Rose Ø:** 64mm; 2<sup>1</sup>/<sub>2</sub>"

**Projection:** 60mm; 2<sup>3</sup>/<sub>8</sub>"

**Spindle:** 8mm threaded spindle x 100mm; 4" long



### P2134-A, -B Centre door knob

#### Core Finishes

PB	✓	CP	✓	SN	✓	<b>CORE FINISHES IN STOCK</b>
NL	✓	SCP	✓	PN	✓	
BRZ	✓	ABU	✓	PVD	✓	

**Knob Ø:** A = 88mm; 3<sup>7</sup>/<sub>16</sub>"

B = 88mm; 3<sup>7</sup>/<sub>16</sub>"

**Rose Ø:** A = 69mm; 2<sup>11</sup>/<sub>16</sub>"

B = 86mm; 3<sup>3</sup>/<sub>8</sub>"

**Projection:** 94mm; 3<sup>3</sup>/<sub>4</sub>" incl. rose

**Fixing:** Allthread M10 x 110mm; 4<sup>3</sup>/<sub>8</sub>" with decorative cover Ø20mm; 3<sup>1</sup>/<sub>4</sub>"



### P2398 Round covered escutcheon

#### Core Finishes

PB	✓	CP	✓	SN	✓	<b>CORE FINISHES IN STOCK</b>
NL	✓	SCP	✓	PN	✓	
BRZ	✓	ABU	✓	PVD	✓	

**Escutcheon Ø:** 32mm; 1<sup>1</sup>/<sub>4</sub>"



P8037



P8038



P8039

### P8037 Lever lock escutcheon

### P8038 Euro escutcheon

### P8039 Oval escutcheon

#### Core Finishes

PB	✓	CP	✓	SN	✓	<b>CORE FINISHES IN STOCK</b>
NL	✓	SCP	✓	PN	✓	
BRZ	✓	ABU	✓	PVD	✓	

**P8037:** 55mm x 55mm; 2<sup>3</sup>/<sub>16</sub>" x 2<sup>3</sup>/<sub>16</sub>"

**P8038:** 55mm x 55mm; 2<sup>3</sup>/<sub>16</sub>" x 2<sup>3</sup>/<sub>16</sub>"

**P8039:** 55mm x 55mm; 2<sup>3</sup>/<sub>16</sub>" x 2<sup>3</sup>/<sub>16</sub>"



x1

Supplied individually



# Contour door fittings



P8191



P8192



P8193



P8194

**P8191** Oval concealed fix escutcheon

**P8192** Euro concealed fix escutcheon

**P8193** Lever lock concealed fix escutcheon

**P8194** Lever lock concealed fix escutcheon

### Core Finishes

PB ✓	CP ✓	SN ✓	<b>CORE FINISHES IN STOCK</b>
NL ✓	SCP ✓	PN ✓	
BRZ ✓	ABU ✓	PVD ✓	

**P8191:** 51mm; 2" Ø

**P8192:** 51mm; 2" Ø


**P8193:** 51mm; 2" Ø

**P8194:** 38mm; 1½" Ø



x1

Supplied individually

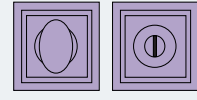


**P8073T** Bathroom thumb turn, concealed fix

**P8073CR** Bathroom coin release, concealed fix

### Core Finishes

PB ✓	CP ✓	SN ✓	<b>CORE FINISHES IN STOCK</b>
NL ✓	SCP ✓	PN ✓	
BRZ ✓	ABU ✓		



x1

Supplied individually

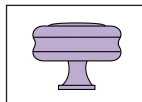
**Knob:** 32mm x 20mm; 1¼" x ¾"

**Backplate:** 55mm x 55mm; 2¾" x 2¾"

**Projection:** 33mm; 1½"

**Spindle:** 5mm; ¾" square

Suits up to 60mm; 2¼" door

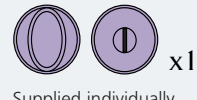


**P8160T** Bathroom thumb turn, concealed fix

**P8160CR** Bathroom coin release, concealed fix

### Core Finishes

PB ✓	CP ✓	SN ✓	<b>CORE FINISHES IN STOCK</b>
NL ✓	SCP ✓	PN ✓	
BRZ ✓	ABU ✓		



x1

Supplied individually

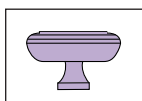
**Knob:** 35mm x 23mm; 1¾" x 1½"

**Rose Ø:** 35mm; 1¾"

**Projection:** 31mm; 1¾"

**Spindle:** 5mm; ¾" square

Suits up to 60mm; 2¼" door

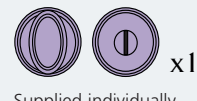


**P8162T** Bathroom thumb turn, concealed fix

**P8162CR** Bathroom coin release, concealed fix

### Core Finishes

PB ✓	CP ✓	SN ✓	<b>CORE FINISHES IN STOCK</b>
NL ✓	SCP ✓	PN ✓	
BRZ ✓	ABU ✓		



x1

Supplied individually

**Knob:** 35mm x 24mm; 1¾" x 1½"

**Rose Ø:** 35mm; 1¾"

**Projection:** 32mm; 1¼"

**Spindle:** 5mm; ¾" square

Suits up to 60mm; 2¼" door

# Contour door fittings



P8177T

P8177CR

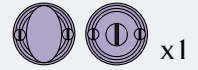


**P8177T** Bathroom thumb turn, visible fix

**P8177CR** Bathroom coin release, visible fix

### Core Finishes

PB ✓	CP ✓	SN ✓	<b>CORE FINISHES IN STOCK</b>
NL ✓	SCP ✓	PN ✓	
BRZ ✓	ABU ✓		



Supplied individually

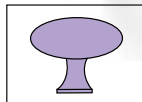
**Knob:** 32mm x 20mm; 1 1/4" x 3/4"

**Rose Ø:** 35mm; 1 3/8"

**Projection:** 32mm; 1 1/4"

**Spindle:** 5mm; 3/16" square

Suits up to 60mm 2 1/4" door



**P8172T** Lock thumbturn for 5mm or 8mm follower

### Core Finishes

PB ✓	CP ✓	SN ✓	<b>CORE FINISHES IN STOCK</b>
NL ✓	SCP ✓	PN ✓	
BRZ ✓	ABU ✓		



Supplied individually

**Knob:** 32mm x 20mm; 1 1/4" x 3/4"

**Rose Ø:** 35mm; 1 3/8"

**Projection:** 32mm; 1 1/4"

**Spindle:** 5mm; 3/16" square or

8mm; 5/16" square using adaptor

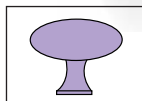
Suits up to 60mm 2 1/4" door



P8178T

P8178TUS

P8178CR



**P8178T** Bathroom thumb turn, concealed fix

**P8178TUS** Bathroom thumb turn, concealed fix (USA only)

**P8178CR** Bathroom coin release, concealed fix

### Core Finishes

PB ✓	CP ✓	SN ✓	<b>CORE FINISHES IN STOCK</b>
NL ✓	SCP ✓	PN ✓	
BRZ ✓	ABU ✓		

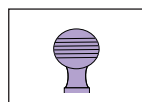
**Knob:** 32mm x 20mm; 1 1/4" x 3/4"

**Rose Ø:** 35mm; 1 3/8"

**Projection:** 32mm; 1 1/4"

**Spindle:** 5mm; 3/16" square

Suits up to 60mm 2 1/4" door



**P7305** Indicator bolt

### Finishes in stock

PB ✓	CP ✓	SN ✓
NL ✓	SCP ✓	PN ✓

**Indicator Ø:** 48mm; 1 7/8"

**Main body:** 75mm x 43mm; 3" x 1 3/4"

**Spindle:** 5mm; 3/16" square

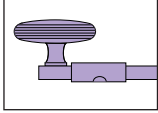
Suits up to 70mm 2 3/4" door

**Throw:** 35mm; 1 3/8"

• Reversible indicator, engaged/vacant, red/green



# Contour door fittings



## P7348-B, C or D Surface bolt

### Core Finishes

PB ✓	CP ✓	SN ✓	<b>CORE FINISHES IN STOCK</b>
NL ✓	SCP ✓	PN ✓	
BRZ ✓	ABU ✓		

**Length:** B = 152mm; 6"  
C = 203mm; 8"  
D = 254mm; 10"

- 3 types of keeper included



## P8103 Push plate

### Core Finishes

PB ✓	CP ✓	SN ✓	<b>CORE FINISHES IN STOCK</b>
NL ✓	SCP ✓	PN ✓	
BRZ ✓	ABU ✓		

**Height:** 285mm; 11 1/4"

**Width:** 67mm; 2 5/8"

- Face fix screws 6" x 3/4"



## P8163, P8164 Pull handle on plate

### Core Finishes

	PB	CP	SN	NL	SCP	PN	BRZ	ABU	<b>CORE FINISHES IN STOCK</b>
P 8163	✓	✓	✓	✓	✓	✓	✓	✓	
P 8164	✓	✓		✓			✓	✓	

**Height:** 285mm; 11 1/4"

**Width:** 67mm; 2 5/8"

**Projection:** 77mm; 3"

- **P8163** Bolt-through  
1/4" Whitworth thread x 100mm; 4" concealed fix
- **P8164** Visible fix (not illustrated)

## P8263, P8264 Pull handle

### Core Finishes

	PB	CP	SN	NL	SCP	PN	BRZ	ABU	PVD	<b>CORE FINISHES IN STOCK</b>
P8263	✓	✓	✓	✓	✓	✓	✓	✓	✓	
P8264	✓	✓	✓	✓	✓	✓	✓	✓		

**Handle length:** 250mm; 9 3/4"

**Width:** 40mm; 1 1/2"

**Projection:** 65mm; 2 1/2"

- **P8264** Bolt-through  
1/4" Whitworth thread x 100mm; 4" concealed fix
- **P8263** Visible fix (not illustrated)



**P8264**

## Contour cupboard fittings



P787



P797

### P787-A, B or C P797-A, B or C Cupboard knob

#### Core Finishes

PB ✓	CP ✓	SN ✓	CORE FINISHES IN STOCK
NL ✓	SCP ✓	PN ✓	
BRZ ✓	ABU ✓		

**Knob Ø:** A = 19mm; 3/4" B = 25mm; 1" C = 32mm; 1 1/4"

**Projection (P787):** A = 30mm; 1 3/16" B = 38mm; 1 1/2" C = 47mm; 1 7/8"

**(P797):** A = 34mm; 1 3/8" B = 42mm; 1 11/16" C = 54mm; 2 1/8"

**Base Ø (P797):** A = 22mm; 7/8" B = 29mm; 1 1/8" C = 35mm; 1 7/16"

**Fixing:** Concealed, M4 x 40mm; 1 5/8" screw



P789



P799

### P789-B, C P799-B, C Cupboard knob

#### Core Finishes

PB ✓	CP ✓	SN ✓	CORE FINISHES IN STOCK
NL ✓	SCP ✓	PN ✓	
BRZ ✓	ABU ✓		

**Knob Ø:** B = 25mm; 1"  
C = 32mm; 1 1/4"

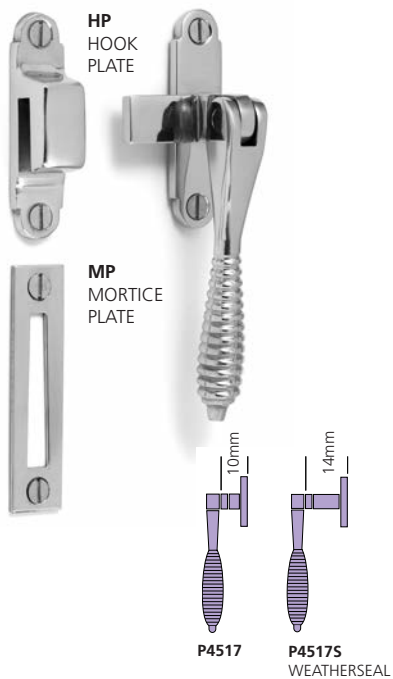
**Projection (P789):** B = 24mm; 1" C = 31mm; 1 1/4"

**(P799):** B = 29mm; 1 1/8" C = 38mm; 1 1/2"

**Base Ø (P799):** B = 29mm; 1 1/8" C = 38mm; 1 1/2"

**Fixing:** Concealed, M4 x 40mm; 1 5/8" screw

## Contour window fittings



### P4517-HP or MP Casement fastener

### P4517S-MP Weatherseal casement fastener

#### Core Finishes

PB ✓	CP ✓	SN ✓	<b>CORE FINISHES IN STOCK</b>
NL ✓	SCP ✓	PN ✓	
BRZ ✓	ABU ✓		

**Handle:** 90mm; 3<sup>1</sup>/<sub>2</sub>" **Hook plate:** 62mm x 16mm; 2<sup>7</sup>/<sub>16</sub>" x 5<sup>5</sup>/<sub>8</sub>"

**Mortice plate:** 67mm x 16mm; 2<sup>5</sup>/<sub>8</sub>" x 5<sup>5</sup>/<sub>8</sub>"

**Handle plate:** 62mm x 15mm; 2<sup>7</sup>/<sub>16</sub>" x 1<sup>9</sup>/<sub>32</sub>"

P4517S weatherseal variant has extra spacing and is provided with a mortice plate



### P4628 Window espagnolette handle

#### Core Finishes

PB ✓	CP ✓	SN ✓	<b>CORE FINISHES IN STOCK</b>
NL ✓	SCP ✓	PN ✓	
BRZ ✓	ABU ✓		

**Handle:** 90mm; 3<sup>1</sup>/<sub>2</sub>" (projects 32mm)

**Centres:** 43mm

**Fixing:** M5 x 40mm; 1<sup>5</sup>/<sub>8</sub>"

- Supplied with 7mm fixed square spindle

# Contour window fittings



## P4518-B Casement stay

### Core Finishes

PB ✓	CP ✓	SN ✓	CORE FINISHES IN STOCK
NL ✓	SCP ✓	PN ✓	
BRZ ✓	ABU ✓		

**Length:** 254mm; 10"

- 2 pins supplied
- Extra pin order **P4514-P**
- If E.J.M.A. pattern is required order 2 x **P4514-EJ**
- Extra cranked pin order **P4514-CR**



P4515-LP



P4516-K

## P4515-LP Casement stay locking pin

## P4516-K key

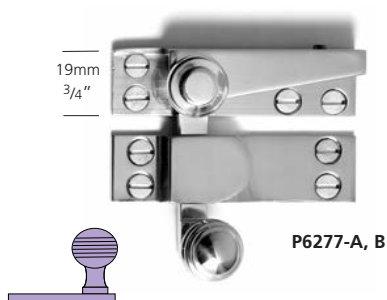
### Core Finishes

PB ✓	CP ✓	SN ✓	CORE FINISHES IN STOCK
NL ✓	SCP ✓	PN ✓	
BRZ ✓	ABU ✓		

SD ✓
------

- See **P4516-K** for key

- Key for **P4515-LP**



P6277-A, B

With Contour knob



P6277L-B



P6277LN-B

## P6277-A, B Straight arm sash fastener

## P6277L-B Locking straight arm sash fastener

## P6277LN-B Locking straight arm sash fastener narrow

### Core Finishes

PB ✓	CP ✓	SN ✓	CORE FINISHES IN STOCK
NL ✓	SCP ✓	PN ✓	
BRZ ✓	ABU ✓	+ SD P6277-A, B	

**Length:** A = 64mm; 2 1/2"  
B = 70mm; 2 3/4"



**P7007** ring door knocker in CP  
**P2132-B** centre door knob in CP  
**P7502** letter plate in CP  
**P8182** euro escutcheon in CP

# Entrance door fittings



*left to right*

**P2134-B** centre door knob in CP

**P2132-B** centre door knob in SN

**P7009** doctor's door knocker in PB



## Door Numerals



**P7590** Door numeral "0"

**Core Finishes**

PB ✓	CP ✓	SN ✓	<b>CORE FINISHES IN STOCK</b>
NL ✓	SCP ✓	PN ✓	
BRZ ✓	ABU ✓	PVD ✓	

**Height:** 84mm; 3<sup>5</sup>/<sub>16</sub>"

**Width:** 53mm; 2<sup>1</sup>/<sub>8</sub>"

**Projection:** 5mm; 3/<sub>16</sub>"



**P7591** Door numeral "1"

**Core Finishes**

PB ✓	CP ✓	SN ✓	<b>CORE FINISHES IN STOCK</b>
NL ✓	SCP ✓	PN ✓	
BRZ ✓	ABU ✓	PVD ✓	

**Height:** 84mm; 3<sup>5</sup>/<sub>16</sub>"

**Width:** 31mm; 1<sup>1</sup>/<sub>4</sub>"

**Projection:** 5mm; 3/<sub>16</sub>"



**P7592** Door numeral "2"

**Core Finishes**

PB ✓	CP ✓	SN ✓	<b>CORE FINISHES IN STOCK</b>
NL ✓	SCP ✓	PN ✓	
BRZ ✓	ABU ✓	PVD ✓	

**Height:** 84mm; 3<sup>5</sup>/<sub>16</sub>"

**Width:** 55mm; 2<sup>3</sup>/<sub>16</sub>"

**Projection:** 5mm; 3/<sub>16</sub>"



**P7593** Door numeral "3"

**Core Finishes**

PB ✓	CP ✓	SN ✓	<b>CORE FINISHES IN STOCK</b>
NL ✓	SCP ✓	PN ✓	
BRZ ✓	ABU ✓	PVD ✓	

**Height:** 84mm; 3<sup>5</sup>/<sub>16</sub>"

**Width:** 54mm; 2<sup>1</sup>/<sub>8</sub>"

**Projection:** 5mm; 3/<sub>16</sub>"



**P7594** Door numeral "4"

**Core Finishes**

PB ✓	CP ✓	SN ✓	<b>CORE FINISHES IN STOCK</b>
NL ✓	SCP ✓	PN ✓	
BRZ ✓	ABU ✓	PVD ✓	

**Height:** 84mm; 3<sup>5</sup>/<sub>16</sub>"

**Width:** 58mm; 2<sup>5</sup>/<sub>16</sub>"

**Projection:** 5mm; 3/<sub>16</sub>"

## Door Numerals



**P7595** Door numeral "5"

**Core Finishes**

PB ✓	CP ✓	SN ✓	<b>CORE FINISHES IN STOCK</b>
NL ✓	SCP ✓	PN ✓	
BRZ ✓	ABU ✓	PVD ✓	

**Height:** 84mm; 3<sup>5</sup>/<sub>16</sub>"  
**Width:** 55mm; 2<sup>3</sup>/<sub>16</sub>"  
**Projection:** 5mm; 3/16"



**P7596** Door numeral "6"

**Core Finishes**

PB ✓	CP ✓	SN ✓	<b>CORE FINISHES IN STOCK</b>
NL ✓	SCP ✓	PN ✓	
BRZ ✓	ABU ✓	PVD ✓	

**Height:** 84mm; 3<sup>5</sup>/<sub>16</sub>"  
**Width:** 54mm; 2<sup>1</sup>/<sub>8</sub>"  
**Projection:** 5mm; 3/16"



**P7597** Door numeral "7"

**Core Finishes**

PB ✓	CP ✓	SN ✓	<b>CORE FINISHES IN STOCK</b>
NL ✓	SCP ✓	PN ✓	
BRZ ✓	ABU ✓	PVD ✓	

**Height:** 84mm; 3<sup>5</sup>/<sub>16</sub>"  
**Width:** 55mm; 2<sup>3</sup>/<sub>16</sub>"  
**Projection:** 5mm; 3/16"



**P7598** Door numeral "8"

**Core Finishes**

PB ✓	CP ✓	SN ✓	<b>CORE FINISHES IN STOCK</b>
NL ✓	SCP ✓	PN ✓	
BRZ ✓	ABU ✓	PVD ✓	

**Height:** 84mm; 3<sup>5</sup>/<sub>16</sub>"  
**Width:** 54mm; 2<sup>1</sup>/<sub>8</sub>"  
**Projection:** 5mm; 3/16"



**P7599** Door numeral "9"

**Core Finishes**

PB ✓	CP ✓	SN ✓	<b>CORE FINISHES IN STOCK</b>
NL ✓	SCP ✓	PN ✓	
BRZ ✓	ABU ✓	PVD ✓	

**Height:** 84mm; 3<sup>5</sup>/<sub>16</sub>"  
**Width:** 54mm; 2<sup>1</sup>/<sub>8</sub>"  
**Projection:** 5mm; 3/16"

## Letter plates



### P7500 / P7502 / P7504 Letter plate

#### Core Finishes

PB ✓	CP ✓	SN ✓	CORE FINISHES IN STOCK
NL ✓	SCP ✓	PN ✓	
BRZ ✓	ABU ✓	PVD ✓	

+ MBC  
P7502

**P7500** **Size overall:** 260mm x 86mm; 10<sup>1</sup>/<sub>4</sub>" x 3<sup>3</sup>/<sub>8</sub>"

**Size aperture:** 203mm x 45mm; 8" x 1<sup>3</sup>/<sub>4</sub>"

**P7502** **Size overall:** 305mm x 102mm; 12" x 4"

**Size aperture:** 229mm x 58mm; 9" x 2<sup>1</sup>/<sub>4</sub>"

**P7504** **Size overall:** 380mm x 127mm; 15" x 5"

**Size aperture:** 300mm x 70mm; 11<sup>3</sup>/<sub>4</sub>" x 2<sup>3</sup>/<sub>4</sub>"

**Fixing:** 1/4" Whitworth thread x 100mm; 4"

#### Fixing centres:

P7500 - 232mm; 9<sup>1</sup>/<sub>8</sub>"

P7502 - 269mm; 10<sup>9</sup>/<sub>16</sub>"

P7504 - 340mm; 13<sup>3</sup>/<sub>8</sub>"



### P7580 Internal letter flap cover

PB ✓	CP ✓	SN ✓
NL ✓	SCP ✓	PN ✓
BRZ ✓	ABU ✓	

**Size:** 305mm x 83mm; 12" x 3<sup>1</sup>/<sub>4</sub>"

- Includes side fixing brackets



### P7581, P7584 Internal letter flap cover

#### Core Finishes

PB ✓	CP ✓	SN ✓	CORE FINISHES IN STOCK
NL ✓	SCP ✓	PN ✓	
BRZ ✓	ABU ✓	+ MBC P7584	

**Size P7581:** 305mm x 83mm; 12" x 3<sup>1</sup>/<sub>4</sub>"

**Size P7584:** 380mm x 108mm; 15" x 4<sup>1</sup>/<sub>4</sub>" for use with P7504

# Internal letter plates



**P7585** Letter box protector - small (for internal use)

### Core Finishes

PB ✓	CP ✓	SN ✓	<b>CORE FINISHES IN STOCK</b>
NL ✓	SCP ✓	PN ✓	
BRZ ✓	ABU ✓		

**Height:** 110mm; 4<sup>5</sup>/<sub>16</sub>"

**Width:** 265mm; 10<sup>1</sup>/<sub>2</sub>"

**Projection:** 67mm; 2<sup>5</sup>/<sub>8</sub>"

- Suits P7500



**P7587** Letter box protector - medium (for internal use)

### Core Finishes

PB ✓	CP ✓	SN ✓	<b>CORE FINISHES IN STOCK</b>
NL ✓	SCP ✓	PN ✓	
BRZ ✓	ABU ✓		

**Height:** 127mm; 5"

**Width:** 296mm; 11<sup>11</sup>/<sub>16</sub>"

**Projection:** 67mm; 2<sup>5</sup>/<sub>8</sub>"

- Suits P7502



**P7586** Letter box protector - large (for internal use)

### Core Finishes

PB ✓	CP ✓	SN ✓	<b>CORE FINISHES IN STOCK</b>
NL ✓	SCP ✓	PN ✓	
BRZ ✓	ABU ✓		

**Height:** 140mm; 5<sup>1</sup>/<sub>2</sub>"

**Width:** 372mm; 14<sup>5</sup>/<sub>8</sub>"

**Projection:** 67mm; 2<sup>5</sup>/<sub>8</sub>"

- Suits P7504

## Cylinder latch pulls



### P7800 Cylinder latch pull

#### Core Finishes

PB ✓	CP ✓	SN ✓	CORE FINISHES IN STOCK
NL ✓	SCP ✓	PN ✓	
BRZ ✓	PVD ✓		

**Height:** 86mm; 3<sup>3</sup>/<sub>8</sub>"

**Width:** 45mm; 1<sup>3</sup>/<sub>4</sub>"

**Projection:** 27mm; 1"

- See Profile suite on pages 10 - 26



### P7802 Cylinder latch pull set - euro profile

#### Core Finishes

PB ✓	CP ✓	SN ✓	CORE FINISHES IN STOCK
NL ✓	SCP ✓	PN ✓	
BRZ ✓	ABU ✓	PVD ✓	

+ MBC

**Height:** 91mm; 3<sup>5</sup>/<sub>8</sub>"

**Width:** 54mm; 2<sup>1</sup>/<sub>8</sub>"

**Projection:** 28mm; 1<sup>1</sup>/<sub>8</sub>"

- See Profile suite on pages 10 - 26



### P7804 Cylinder latch pull - euro profile

#### Core Finishes

PB ✓	CP ✓	SN ✓	CORE FINISHES IN STOCK
NL ✓	SCP ✓	PN ✓	
BRZ ✓	ABU ✓	PVD ✓	

**Height:** 86mm; 3<sup>3</sup>/<sub>8</sub>"

**Width:** 45mm; 1<sup>3</sup>/<sub>4</sub>"

**Projection:** 29mm; 1<sup>1</sup>/<sub>8</sub>"

## Door knockers



### P7007 Ring door knocker

#### Core Finishes

PB ✓	CP ✓	SN ✓	<b>CORE FINISHES IN STOCK</b>
NL ✓	SCP ✓	PN ✓	
BRZ ✓	ABU ✓	PVD ✓	

**Height overall:** 120mm; 4<sup>3</sup>/<sub>4</sub>"

**Width:** 105mm; 4<sup>1</sup>/<sub>8</sub>"

**Projection:** 45mm; 1<sup>3</sup>/<sub>4</sub>"

**Fixing:** Allthread M10 x 110mm; 4<sup>3</sup>/<sub>8</sub>" with decorative cover Ø20mm; <sup>3</sup>/<sub>4</sub>"

**Fixing centres:** 85mm; 3<sup>3</sup>/<sub>8</sub>"



### P7009 Doctor's door knocker

#### Core Finishes

PB ✓	CP ✓	SN ✓	<b>CORE FINISHES IN STOCK</b>
NL ✓	SCP ✓	PN ✓	
BRZ ✓	ABU ✓	PVD ✓	

**Height overall:** 198mm; 7<sup>3</sup>/<sub>4</sub>"

**Width:** 64mm; 2<sup>1</sup>/<sub>2</sub>"

**Projection:** 89mm; 3<sup>1</sup>/<sub>2</sub>"

**Fixing:** Allthread M10 x 110mm; 4<sup>3</sup>/<sub>8</sub>" with decorative cover Ø20mm; <sup>3</sup>/<sub>4</sub>"

**Fixing centres:** 127mm; 5"

## Centre door knobs



### P2132-A, -B Centre door knob

#### Core Finishes

PB ✓	CP ✓	SN ✓	CORE FINISHES IN STOCK
NL ✓	SCP ✓	PN ✓	
BRZ ✓	ABU ✓	PVD ✓	

**Knob Ø:** A = 88mm; 3<sup>7</sup>/<sub>16</sub>"  
B = 88mm; 3<sup>7</sup>/<sub>16</sub>"

**Rose Ø:** A = 69mm; 2<sup>11</sup>/<sub>16</sub>"  
B = 86mm; 3<sup>3</sup>/<sub>8</sub>"

**Projection:** 94mm; 3<sup>3</sup>/<sub>4</sub>" incl. rose

**Fixing:** Allthread M10 x 110mm; 4<sup>3</sup>/<sub>8</sub>" with decorative cover Ø20mm; 3<sup>3</sup>/<sub>4</sub>"



### P2134-A, -B Centre door knob

#### Core Finishes

PB ✓	CP ✓	SN ✓	CORE FINISHES IN STOCK
NL ✓	SCP ✓	PN ✓	
BRZ ✓	ABU ✓	PVD ✓	

**Knob Ø:** A = 88mm; 3<sup>7</sup>/<sub>16</sub>"  
B = 88mm; 3<sup>7</sup>/<sub>16</sub>"

**Rose Ø:** A = 69mm; 2<sup>11</sup>/<sub>16</sub>"  
B = 86mm; 3<sup>3</sup>/<sub>8</sub>"

**Projection:** 94mm; 3<sup>3</sup>/<sub>4</sub>" incl. rose

**Fixing:** Allthread M10 x 110mm; 4<sup>3</sup>/<sub>8</sub>" with decorative cover Ø20mm; 3<sup>3</sup>/<sub>4</sub>"



### P2130-A, B or C Octagonal centre door knob

#### Core Finishes

		PB	CP	SN	NL	SCP	PN	CORE FINISHES IN STOCK
+ PVD Size B	P2130-A	✓	✓	✓	✓	✓	✓	
	P2130-B	✓	✓	✓	✓	✓	✓	
+ BRZ Size C	P2130-C	✓	✓	✓	✓	✓	✓	
+ ABU Size C								

**Knob Ø:** A = 60mm; 2<sup>3</sup>/<sub>8</sub>"  
B = 67mm; 2<sup>5</sup>/<sub>8</sub>"  
C = 102mm; 4"

**Rose Ø:** A = 65mm; 2<sup>1</sup>/<sub>2</sub>"  
B = 83mm; 3<sup>1</sup>/<sub>4</sub>"  
C = 115mm; 4<sup>1</sup>/<sub>2</sub>"

**Fixing:** Allthread M10 x 110mm; 4<sup>3</sup>/<sub>8</sub>" with decorative cover Ø20mm; 3<sup>3</sup>/<sub>4</sub>"

# Security



**P4006-A** Bank pattern door chain inc. keeper

**Core Finishes**

PB ✓	CP ✓	SN ✓	<b>CORE FINISHES IN STOCK</b>
NL ✓	SCP ✓	PN ✓	
BRZ ✓			

**Frame:** 152mm x 45mm; 6" x 1<sup>3</sup>/<sub>4</sub>"  
**Chain:** 170mm; 6<sup>1</sup>/<sub>16</sub>"

- Extruded section frame
- Welded, oval link solid steel chain and knob, brass plated



**P4008** Door chain

PB ✓	CP ✓	SN ✓	NL ✓
SCP ✓	PN ✓		

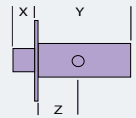
**Frame:** 89mm x 32mm; 3<sup>1</sup>/<sub>2</sub>" x 1<sup>1</sup>/<sub>4</sub>"  
**Chain:** 170mm; 6<sup>1</sup>/<sub>16</sub>"

- Extruded section frame
- Welded, oval link solid steel chain, brass plated



**P4024** Security door bolt

PB ✓	CP ✓	SN ✓	PN ✓
BRZ ✓	ABU ✓		



**Size:** X = 18mm; 3/4"  
 Y = 61mm; 2<sup>3</sup>/<sub>8</sub>"  
 Z = 30mm; 1<sup>3</sup>/<sub>16</sub>"

- Inc. keeper plate and keyhole shield



**P4026** Security bolt key

**Size:** 89mm; 3<sup>1</sup>/<sub>2</sub>"



# Internal door fittings



**P6056** door lever on **P8001-A** rose in CP

**P6057** door lever on **P8003-A** rose in CP

**P6052** door lever on **P8001-A** rose in CP

## Internal door fittings

For suited knobs and levers, including concealed fix roses and backplates, please refer to the following suites:



Profile **p12-17**

Contour **p28-32**



### P2182-A, B Octagonal door knob unsprung

PB ✓	CP ✓	NL ✓	SCP ✓
PN ✓			

- Supplied as a pair including roses

**Knob Ø:** A = 60mm; 2<sup>3</sup>/<sub>8</sub>"  
B = 67mm; 2<sup>5</sup>/<sub>8</sub>"

**Rose Ø:** A = 65mm; 2<sup>1</sup>/<sub>2</sub>"  
B = 83mm; 3<sup>1</sup>/<sub>4</sub>"

**Projection:** A = 67mm; 2<sup>5</sup>/<sub>8</sub>"  
B = 73mm; 2<sup>7</sup>/<sub>8</sub>"

**Spindle:** 102mm; 4" x 7.6mm; 5/16" Plain square  
Suits up to 70mm 2<sup>3</sup>/<sub>4</sub>" door

**Longer spindle:** P9956-XX

- Roses included (visible fix only)

## Internal door fittings



### P1304 Suffolk latch set

#### Core Finishes

PB ✓	CP ✓	SN ✓	CORE FINISHES IN STOCK
NL ✓	SCP ✓	BRZ ✓	
ABU ✓			

**Latch handle length:** 209mm; 8¼"

**Projection:** 45mm; 1¾"

Suits 50mm; 2" door

- includes latch, catch, keep and carrier



### P4526 French window fasteners

#### Core Finishes

PB ✓	CP ✓	NL ✓	CORE FINISHES IN STOCK
SCP ✓	PN ✓	BRZ ✓	
ABU ✓			

**Handle:** 100mm; 4"

**Projection:** 35mm; 1⅜"

**Spindle:** 7.6mm x 5/16" plain square

- Reversible

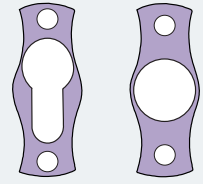
# Internal door fittings



## P4529 French door lock plates

### Core Finishes

PB	✓	CP	✓	SN	✓	<b>CORE FINISHES IN STOCK</b>
NL	✓	SCP	✓	PN	✓	
BRZ	✓	ABU	✓			



x 2


x 2

**Height:** 59mm; 2<sup>5</sup>/<sub>16</sub>"

**Width:** 27mm; 1<sup>1</sup>/<sub>16</sub>"

**Centres:** 43mm; 1<sup>11</sup>/<sub>16</sub>"

**Projection:** 7mm; 1/4"



with plain knob

## P7301 Indicator bolt

### Core Finishes

PB	✓	CP	✓	SN	✓	<b>CORE FINISHES IN STOCK</b>
NL	✓	SCP	✓	PN	✓	
BRZ	✓					

**Indicator Ø:** 48mm; 1<sup>7</sup>/<sub>8</sub>"

**Main body:** 75mm x 43mm; 3" x 1<sup>3</sup>/<sub>4</sub>"

**Spindle:** 5mm square x 55mm; 2<sup>1</sup>/<sub>8</sub>" long

Suits up to 70mm; 2<sup>3</sup>/<sub>4</sub>" door

**Throw:** 35mm; 1<sup>3</sup>/<sub>8</sub>"

- Reversible indicator, engaged/vacant, red/green



## P2397 'Pear drop' covered escutcheon

### Core Finishes

PB	✓	CP	✓	SN	✓	<b>CORE FINISHES IN STOCK</b>
NL	✓	SCP	✓	PN	✓	
BRZ	✓	ABU	✓			

**Height:** 57mm; 2<sup>1</sup>/<sub>4</sub>"

**Width:** 19mm; 3/4"



## P2393 Large covered escutcheon

PB	✓	CP	✓	NL	✓
SCP	✓	PN	✓		

**Height:** 72mm; 2<sup>7</sup>/<sub>8</sub>"

**Width:** 25mm; 1"

# Pull handles

For suited pull handles, please refer to the following suites:



Profile **p23**



Contour **p36**



**P8163**

## **P8163, P8164** Pull handle on plate

### Core Finishes

	PB	CP	SN	NL	SCP	PN	BRZ	ABU
P8163	✓	✓	✓	✓	✓	✓	✓	
P8164	✓	✓		✓			✓	✓

**CORE  
FINISHES  
IN STOCK**

**Height:** 285mm; 11¼"

**Width:** 67mm; 2⅝"

**Projection:** 77mm; 3"

• **P8163** Bolt-through

¼" Whitworth thread x 100mm; 4" concealed fix

• **P8164** Visible fix (not illustrated)



**P8264**

## **P8263, P8264** Pull handle

### Core Finishes

	PB	CP	SN	NL	SCP	PN	BRZ	ABU	PVD
P8263	✓	✓	✓	✓	✓	✓	✓		✓
P8264	✓	✓	✓	✓	✓	✓	✓	✓	

**CORE  
FINISHES  
IN STOCK**

**Height:** 250mm; 9¾"

**Width:** 40mm; 1½"

**Projection:** 65mm; 2½"

• **P8264** Bolt-through

¼" Whitworth thread x 100mm; 4" concealed fix

**Fixing centres:** 190mm; 7½"

• **P8263** Visible fix (not illustrated)

# Pull handles



## P8098 Pull handle

PB ✓	CP ✓	NL ✓
SCP ✓	PN ✓	BRZ ✓
ABU ✓	PVD ✓	

**Height:** 229mm; 9"

**Projection:** 46mm; 1 7/8"



## P8099-A Pull handle

PB ✓	CP ✓	NL ✓
SCP ✓	PN ✓	BRZ ✓
ABU ✓		

**Height:** 152mm; 6" overall

**Projection:** 35mm; 1 3/8"



## P844-A, B Pull/sash handle

<b>Core Finishes</b>					
PB ✓	CP ✓	SN ✓	<b>CORE FINISHES IN STOCK</b>		
NL ✓	SCP ✓	PN ✓			
BRZ ✓	ABU ✓				

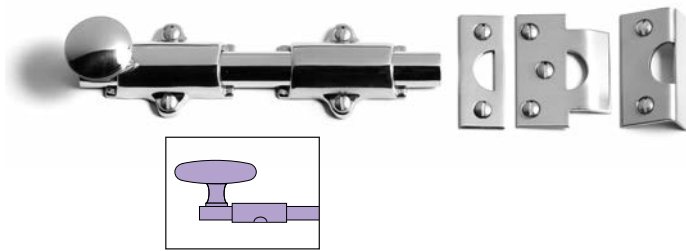
**Height:** P844-A = 127mm; 5"

P844-B = 152mm; 6"

**Projection:** P844-A = 32mm; 1 1/4"

P844-B = 38mm; 1 1/2"

# Bolts



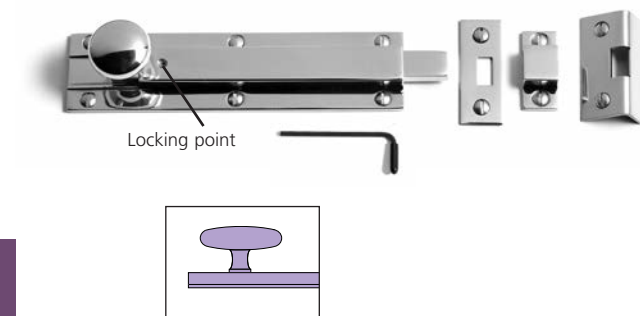
## P7349-A, B, C or D Surface bolt

### Core Finishes

PB ✓	CP ✓	SN ✓	<b>CORE FINISHES IN STOCK</b>
NL ✓	SCP ✓	PN ✓	
BRZ ✓	ABU ✓		

**Length:** A = 102mm; 4"  
 B = 152mm; 6"  
 C = 203mm; 8"  
 D = 254mm; 10"

- 3 types of keeper included



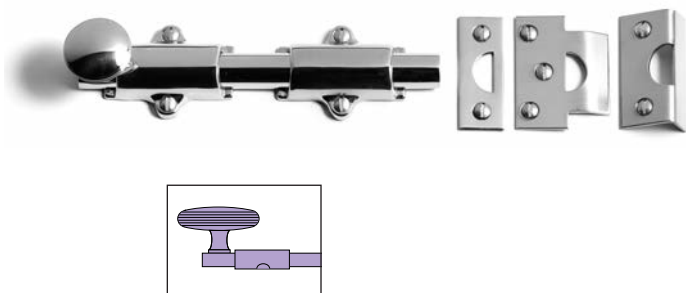
## P7360L-A, B or C Surface bolt, locking

### Core Finishes

PB ✓	CP ✓	SN ✓	<b>CORE FINISHES IN STOCK</b>
NL ✓	SCP ✓	PN ✓	
BRZ ✓	ABU ✓		

**Length:** A = 152mm; 6"  
 B = 203mm; 8"  
 C = 254mm; 10"

- 3 types of keeper included
- Locks with allen key (included)



## P7348-B, C or D Surface bolt

### Core Finishes

PB ✓	CP ✓	SN ✓	<b>CORE FINISHES IN STOCK</b>
NL ✓	SCP ✓	PN ✓	
BRZ ✓	ABU ✓		

**Length:** B = 152mm; 6"  
 C = 203mm; 8"  
 D = 254mm; 10"

- 3 types of keeper included

# Flush bolts



## P7302-A, B Flush bolt - sunk slide

	PB	CP	SN	NL	SCP	PN
P7302-A	✓	✓		✓	✓	✓
P7302-B	✓	✓		✓	✓	✓

+ BRZ  
ABU  
P7302-B

**Size:** A 76mm x 13mm; 3" x 1/2"  
B 102mm x 13mm; 4" x 1/2"

**Bolt Ø A & B:** 7mm; 9/32"

**Throw:** 9mm



## P7351-A, B Lever flush bolt

### Core Finishes

PB	✓	CP	✓	SN	✓	<b>CORE FINISHES IN STOCK</b>
NL	✓	SCP	✓	PN	✓	
BRZ	✓	ABU	✓			

**Size:** A 152mm x 19mm; 6" x 3/4"  
B 203mm x 19mm; 8" x 3/4"

**Bolt Ø:** 11mm; 7/16"

**Throw:** 16mm



## P7352-C Lever flush bolt

PB	✓	CP	✓
----	---	----	---

**Size:** 254mm x 25mm; 10" x 1"

**Bolt Ø:** 11mm; 7/16"

**Throw:** 16mm



## Door holders and stops



### P4009 Door holder

PB	✓	CP	✓	NL	✓	SCP	✓
----	---	----	---	----	---	-----	---

**Length coupled:** 70mm; 2¾"



### P4010 'Wall type' Door catch

#### Core Finishes

PB	✓	CP	✓	SN	✓	CORE FINISHES IN STOCK
NL	✓	SCP	✓	PN	✓	
BRZ	✓	ABU	✓			

**Backplate:** 51mm x 32mm;  
2" x 1¼"

- Spring clip adjustable by turning fixing screws



### P4011 Floor mounted door stop

#### Core Finishes

PB	✓	CP	✓	SN	✓	CORE FINISHES IN STOCK
NL	✓	SCP	✓	PN	✓	
BRZ	✓	ABU	✓			

**Size Ø:** 44.5mm; 1¾"

**Projection:** 25mm; 1"



### P4012 Skirting or wall mounted door stop

#### Core Finishes

PB	✓	CP	✓	SN	✓	CORE FINISHES IN STOCK
NL	✓	SCP	✓	PN	✓	
BRZ	✓	ABU	✓			

**Body Ø:** 19mm; ¾"

**Base Ø:** 44.5mm; 1¾"

**Projection:** 73mm; 2⅞"




### P4014 Floor mounted door holder

PB	✓	SCP	✓
----	---	-----	---

- 2 plates are for each side of door leaf

**Size Ø:** 50mm; 2"

# Latches

 For North America



**Please note:** Not suitable for extended levers P6973B or P6974B.

We recommend Accurate locks (series 9100, 9500, 9800).

**P4027KNO** Passage latch 2<sup>3</sup>/<sub>8</sub>" backset for knobs

**P4027LEV** Passage latch 2<sup>3</sup>/<sub>8</sub>" backset for levers

### Core Finishes

PB ✓	CP ✓	SN ✓	<b>CORE FINISHES IN STOCK</b>
NL ✓	SCP ✓	PN ✓	
BRZ ✓	ABU ✓		

**Length to spindle centre:** 60mm; 2<sup>3</sup>/<sub>8</sub>"



**P4028KNO** Passage latch 2<sup>3</sup>/<sub>4</sub>" backset for knobs

**P4028LEV** Passage latch 2<sup>3</sup>/<sub>4</sub>" backset for levers

### Core Finishes

PB ✓	CP ✓	SN ✓	SCP ✓
PN ✓	BRZ ✓	ABU ✓	

**Length to spindle centre:** 70mm; 2<sup>3</sup>/<sub>4</sub>"



**P4029** Privacy bolt 2<sup>3</sup>/<sub>8</sub>" backset

### Core Finishes

PB ✓	CP ✓	SN ✓	<b>CORE FINISHES IN STOCK</b>
NL ✓	SCP ✓	PN ✓	
BRZ ✓	ABU ✓		

**Length to spindle centre:** 60mm; 2<sup>3</sup>/<sub>8</sub>"



**P4032** Privacy bolt 2<sup>3</sup>/<sub>4</sub>" backset

### Core Finishes

PB ✓	CP ✓	SN ✓	<b>CORE FINISHES IN STOCK</b>
NL ✓	SCP ✓	PN ✓	
BRZ ✓	ABU ✓		

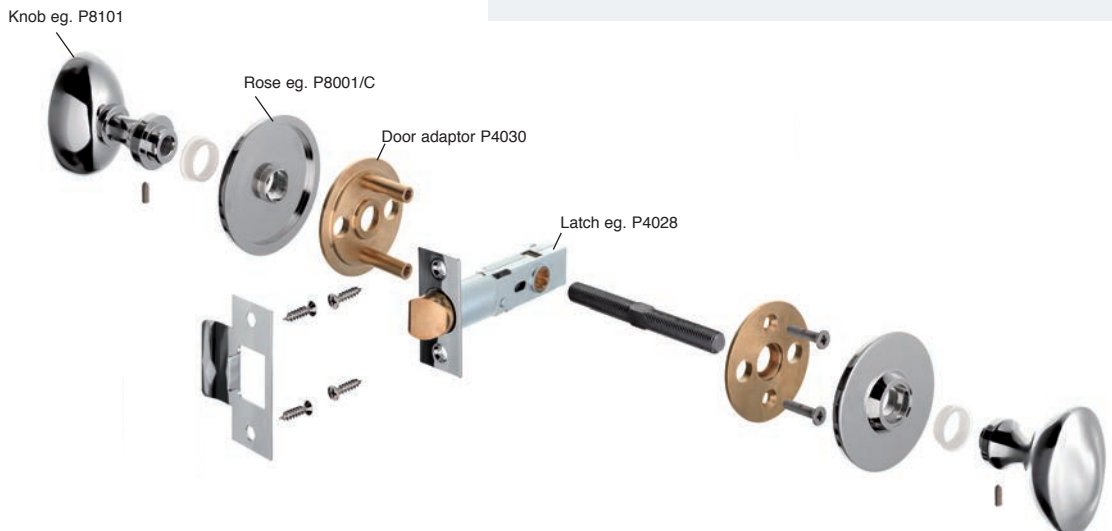
**Length to spindle centre:** 70mm; 2<sup>3</sup>/<sub>4</sub>"



**P4030** Pre-bore adaptor

• For use with above passage latches with knobs/levers and the following concealed roses:

- P8001-B/C
- P8003-B/C
- P8006-C
- P8009-C



# Window fittings



**P4514-B** casement stay in PB  
**P4518-B** casement stay in BRZ  
**P4512-B** casement stay in CP

# Casement stays



## P4512-A, B or C Casement stay

### Core Finishes

PB ✓	CP ✓	SN ✓	<b>CORE FINISHES IN STOCK</b>
NL ✓	SCP ✓	PN ✓	
BRZ ✓	ABU ✓		

- Matching fastener **P4511** page 63

**Length:** A = 203mm; 8"  
B = 254mm; 10"  
C = 305mm; 12"

- 2 pins supplied
- Extra pin order **P4514-P**
- Casement stay locking pin **P4515LP**
- If E.J.M.A. pattern is required order 2 x **P4514-EJ**
- Extra cranked pin order **P4514-CR**
- See Profile suite on pages 10 - 26



## P4514-B, C Casement stay

### Core Finishes

PB ✓	CP ✓	SN ✓	<b>CORE FINISHES IN STOCK</b>
NL ✓	SCP ✓	PN ✓	
BRZ ✓	ABU ✓		

- Matching fastener **P4513** page 64

**Length:** B = 254mm; 10"  
C = 305mm; 12"

- If E.J.M.A. pattern is required order 2 x **P4514-EJ**
- Extra pin order **P4514-P**
- Casement stay locking pin **P4515LP**
- Extra cranked pin order **P4514-CR**



## P4518-B Casement stay

### Core Finishes

PB ✓	CP ✓	SN ✓	<b>CORE FINISHES IN STOCK</b>
NL ✓	SCP ✓	PN ✓	
BRZ ✓	ABU ✓		

- Matching fastener **P4517** page 63

**Length:** 254mm; 10"

- 2 pins supplied
- Extra pin order **P4514-P**
- Casement stay locking pin **P4515-LP**
- If E.J.M.A. pattern is required order 2 x **P4514-EJ**
- Extra cranked pin order **P4514-CR**
- See Contour suite on pages 27 - 39

# Casement stays



## P4293-A, B Casement stay

### Core Finishes

PB ✓	CP ✓	SN ✓	<b>CORE FINISHES IN STOCK</b>
NL ✓	SCP ✓	PN ✓	
BRZ ✓	ABU ✓		
CP P4293-A only			

- Matching fastener P4525 page 64

### Length:

A = 254mm; 10"

B = 305mm; 12"

- If E.J.M.A. pattern is required order 2 x P4514-EJ
- Extra pin order P4514-P
- Casement stay locking pin P4515LP
- Extra cranked pin order P4514-CR (PB, CP & SCP finishes only)



P4515-LP



P4516-K

## P4515-LP Casement stay locking pin

## P4516-K key

### Core Finishes

PB ✓	CP ✓	SN ✓	<b>CORE FINISHES IN STOCK</b>
NL ✓	SCP ✓	PN ✓	
BRZ ✓	ABU ✓		

SD ✓

- See P4516-K for key

- Key for P4515-LP



## P4536-A, B Sliding pattern casement stay

PB ✓	CP ✓	NL ✓	SCP ✓
BRZ ✓	ABU ✓		

NL P4536-A only

SN P4536-A only

Length: A = 254mm; 10"

B = 305mm; 12"

- For inward opening windows

Captive knob



## P4553-A, B Sliding pattern casement stay

### Core Finishes

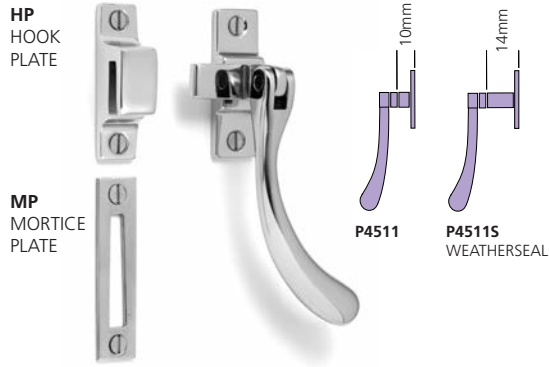
PB ✓	CP ✓	SN ✓	<b>CORE FINISHES IN STOCK</b>
NL ✓	SCP ✓	PN ✓	
BRZ ✓	ABU ✓		

Length: A = 254mm; 10"

B = 305mm; 12"

- For outward opening windows

# Casement fasteners



## P4511-HP or MP Casement fastener

### P4511S-MP Weatherseal casement fastener

#### Core Finishes

PB	✓	CP	✓	SN	✓	<b>CORE FINISHES IN STOCK</b>
NL	✓	SCP	✓	PN	✓	
BRZ	✓	ABU	✓			

• Matching stay **P4512** page 61

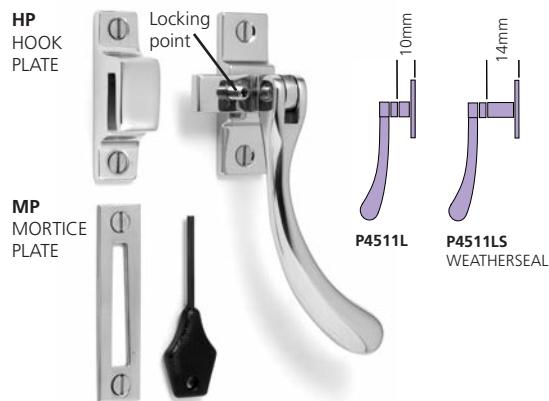
**Handle:** 100 mm; 4" **Hook plate:** 57mm x 16mm; 2 1/4" x 5/8"

**Mortice plate:** 67mm x 16mm; 2 5/8" x 5/8"

**Handle plate:** 57mm x 19mm; 2 1/4" x 3/4"

**P4511LS** weatherseal variant has extra spacing and is provided with a mortice plate

• See Profile suite on pages 10 - 26



## P4511L-HP or MP Casement fastener (locking)

### P4511LS-MP Weatherseal casement fastener (locking)

#### Core Finishes

PB	✓	CP	✓	SN	✓	<b>CORE FINISHES IN STOCK</b>
NL	✓	SCP	✓	PN	✓	
BRZ	✓	ABU	✓			

• Matching stay **P4512** page 61

**Handle:** 100 mm; 4" **Hook plate:** 57mm x 16mm; 2 1/4" x 5/8"

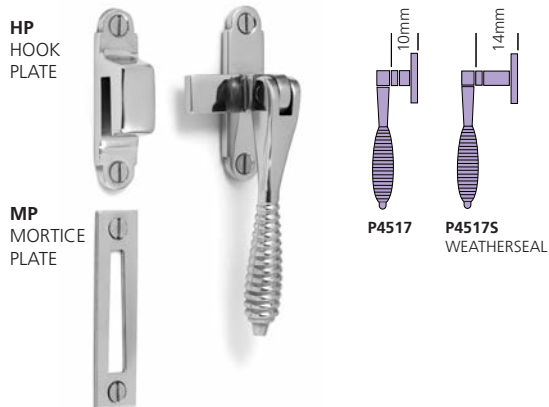
**Mortice plate:** 67mm x 16mm; 2 5/8" x 5/8"

**Handle plate:** 57mm x 19mm; 2 1/4" x 3/4"

**P4511LS** weatherseal variant has extra spacing and is provided with a mortice plate

• Locks with allen key (included)

• See Profile suite on pages 10 - 26



## P4517-HP or MP Casement fastener

### P4517S-MP Weatherseal casement fastener

#### Core Finishes

PB	✓	CP	✓	SN	✓	<b>CORE FINISHES IN STOCK</b>
NL	✓	SCP	✓	PN	✓	
BRZ	✓	ABU	✓			

• Matching stay **P4518** page 61

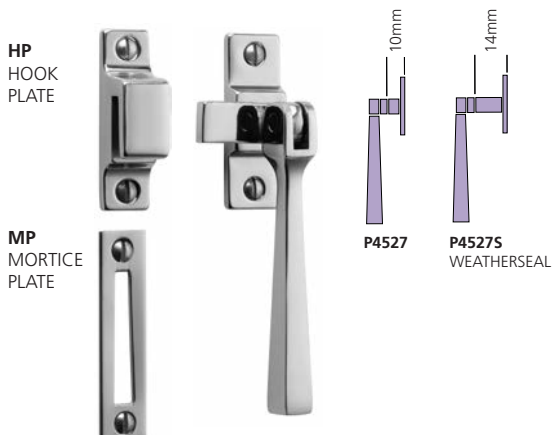
**Handle:** 90mm; 3 1/2" **Hook plate:** 62mm x 16mm; 2 7/16" x 5/8"

**Mortice plate:** 67mm x 16mm; 2 5/8" x 5/8"

**Handle plate:** 57mm x 19mm; 2 1/4" x 3/4"

**P4511LS** weatherseal variant has extra spacing and is provided with a mortice plate

• See Contour suite on pages 27 - 39



## P4527-HP or MP Casement fastener

### P4527S-MP Weatherseal casement fastener

#### Core Finishes

PB	✓	CP	✓	SN	✓	<b>CORE FINISHES IN STOCK</b>
NL	✓	SCP	✓	PN	✓	
BRZ	✓	ABU	✓			

**Handle:** 100 mm; 4" **Hook plate:** 57mm x 16mm; 2 1/4" x 5/8"

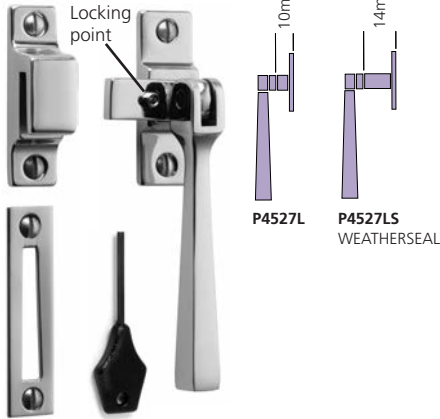
**Mortice plate:** 67mm x 16mm; 2 5/8" x 5/8"

**Handle plate:** 57mm x 19mm; 2 1/4" x 3/4"

• **P4527S** weatherseal variant has extra spacing and is provided with a mortice plate

# Casement fasteners

HP  
HOOK  
PLATE



MP  
MORTICE  
PLATE

**P4527L-HP or MP** Casement fastener (locking)

**P4527LS-MP** Weatherseal casement fastener (locking)

### Core Finishes

PB ✓	CP ✓	SN ✓	<b>CORE FINISHES IN STOCK</b>
NL ✓	SCP ✓	PN ✓	
BRZ ✓	ABU ✓		

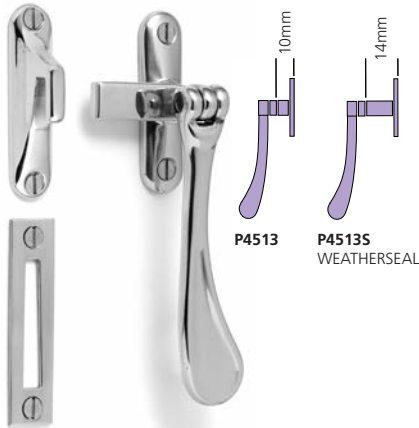
**Handle:** 100mm; 4" **Hook plate:** 57mm x 16mm; 2<sup>1</sup>/<sub>4</sub>" x 5<sup>5</sup>/<sub>8</sub>"

**Mortice plate:** 67mm x 16mm; 2<sup>5</sup>/<sub>8</sub>" x 5<sup>5</sup>/<sub>8</sub>"

**Handle plate:** 57mm x 19mm; 2<sup>1</sup>/<sub>4</sub>" x 3<sup>3</sup>/<sub>4</sub>"

- P4527LS weatherseal variant has extra spacing and is provided with a mortice plate

HP  
HOOK  
PLATE



MP  
MORTICE  
PLATE

**P4513-HP or MP** Casement fastener

**P4513S-MP** Casement fastener

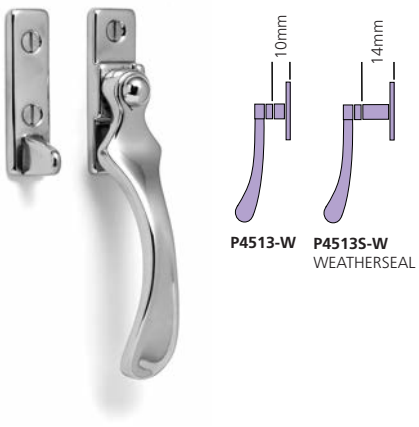
### Core Finishes

PB ✓	CP ✓	SN ✓	<b>CORE FINISHES IN STOCK</b>
NL ✓	SCP ✓	PN ✓	
BRZ ✓	ABU ✓		

- Matching stay **P4514** or **P4283** page 61

**Handle:** 108mm; 4<sup>1</sup>/<sub>4</sub>"

- P4513S weatherseal variant has extra spacing and is provided with a mortice plate



**P4513-W** Casement fastener, wedge pattern

**P4513S-W** Casement fastener, wedge pattern

### Core Finishes

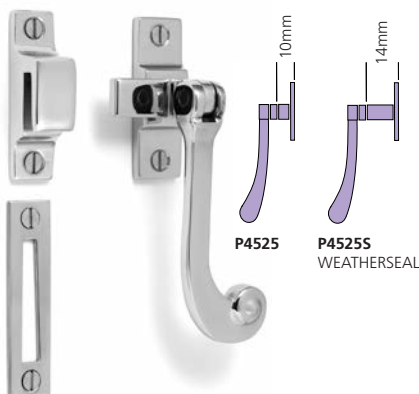
PB ✓	CP ✓	SN ✓	<b>CORE FINISHES IN STOCK</b>
NL ✓	SCP ✓	PN ✓	
BRZ ✓	ABU ✓		

- Matching stay **P4514** or **P4283** page 61

**Handle:** 108mm; 4<sup>1</sup>/<sub>4</sub>"

- P4513S-W weatherseal variant has extra spacing

HP  
HOOK  
PLATE



MP  
MORTICE  
PLATE

**P4525-HP & MP** Casement fastener

**P4525S-MP** Casement fastener

### Core Finishes

PB ✓	CP ✓	NL ✓	<b>CORE FINISHES IN STOCK</b>
SCP ✓	BRZ ✓	ABU ✓	
+ PN P4525-HP P4525-MP		+ SN P4525-HP P4525-MP	

- Matching stay **P4293** page 62

**Handle:** 95.5mm; 3<sup>3</sup>/<sub>4</sub>"

- P4525S weatherseal variant has extra spacing and is provided with a mortice plate



*left to right*

- P4511-HP** casement fastener in CP
- P4517-HP** casement fastener in BRZ
- P4513-HP** casement fastener in SCP



## Sash fittings



**P4925** Brighton sash fastener

**Core Finishes**

PB ✓	CP ✓	SN ✓	<b>CORE FINISHES IN STOCK</b>
NL ✓	SCP ✓	PN ✓	
BRZ ✓	ABU ✓		

- Spring loaded arm
- Length:** 57mm; 2¼"




**P4925-L** Brighton sash fastener, locking

**Core Finishes**

PB ✓	CP ✓	SN ✓	<b>CORE FINISHES IN STOCK</b>
NL ✓	SCP ✓	PN ✓	
BRZ ✓	ABU ✓		

- Spring loaded arm (locking)
- Length:** 57mm; 2¼"

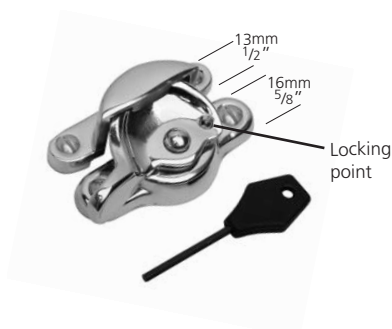


**P6131, P6131-L** Fitch sash fastener

**Core Finishes**

PB ✓	CP ✓	SN ✓	<b>CORE FINISHES IN STOCK</b>
NL ✓	SCP ✓	PN ✓	
BRZ ✓	ABU ✓		

- Length:** 70mm; 2¾"




**P6132-L** Fitch sash fastener, locking

**Core Finishes**

PB ✓	CP ✓	SN ✓	<b>CORE FINISHES IN STOCK</b>
NL ✓	SCP ✓	PN ✓	
BRZ ✓	ABU ✓		

- Narrow pattern for use on double glazed sash windows
- Length:** 70mm; 2¾"

# Sash fittings



## P6278 Straight arm sash fastener

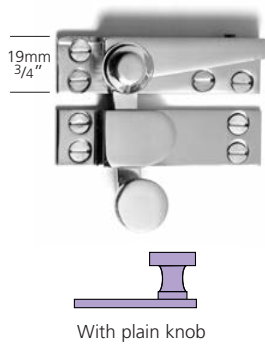
### P6278L Locking straight arm sash fastener

#### Core Finishes

PB ✓	CP ✓	SN ✓	<b>CORE FINISHES IN STOCK</b>
NL ✓	SCP ✓	PN ✓	
BRZ ✓	ABU ✓		

- Narrow pattern suitable for use on double glazed sash windows

**Length:** 70mm; 2¾"




## P6276-A, B Straight arm sash fastener, plain knob

#### Core Finishes

	PB	CP	SN	NL	SCP	PN
P6276-A	✓	✓		✓	✓	✓
P6276-B	✓	✓	✓	✓	✓	✓
+ BRZ ABU Size B						
+ SD Size B						

**CORE FINISHES IN STOCK**

**Length:** A = 64mm; 2½"  
B = 70mm; 2¾"



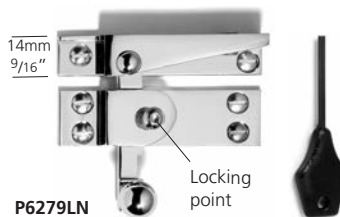
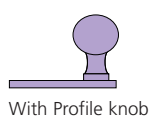
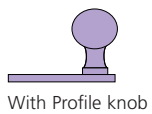

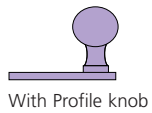
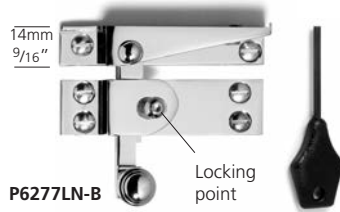
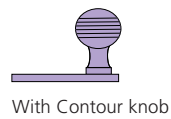
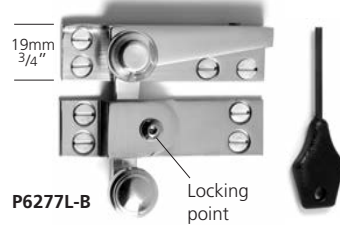
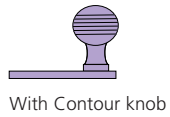

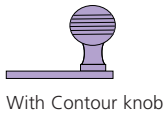
## P6276L-B Locking straight arm sash fastener, plain knob

#### Core Finishes

PB ✓	CP ✓	SN ✓	<b>CORE FINISHES IN STOCK</b>
NL ✓	SCP ✓	PN ✓	
BRZ ✓	ABU ✓		

**Length:** 70mm; 2¾"

# Sash fittings



**P6277-A, B** Straight arm sash fastener

**P6277L-B** Locking straight arm sash fastener

**P6277LN-B** Locking straight arm sash fastener narrow

Core Finishes		
PB ✓	CP ✓	SN ✓
NL ✓	SCP ✓	PN ✓
BRZ ✓	ABU ✓	

**CORE FINISHES IN STOCK**

+ SD  
P6277-A, B

**Length:** A = 64mm; 2 1/2"

B = 70mm; 2 3/4"

- See Contour suite on pages 27 - 39

**P6279** Straight arm sash fastener

**P6279-L** Locking straight arm sash fastener

**P6279LN** Locking straight arm sash fastener narrow

Core Finishes		
PB ✓	CP ✓	SN ✓
NL ✓	SCP ✓	PN ✓
BRZ ✓	ABU ✓	

**CORE FINISHES IN STOCK**

**Length:** 70mm; 2 3/4"

- See Profile suite on pages 10 - 26

# Sash fittings



## P2577 Sash lift

### Core Finishes

PB ✓	CP ✓	CORE FINISHES IN STOCK
SN ✓	NL ✓	
SCP ✓	PN ✓	
BRZ ✓	ABU ✓	

Projection: 32mm; 1 1/4"



## P2659 Sash lift

### Core Finishes

PB ✓	CP ✓	CORE FINISHES IN STOCK
SN ✓	NL ✓	
SCP ✓	PN ✓	
BRZ ✓	ABU ✓	

Size: 51mm; 2"




## P2636 Sash lift (extruded)

### Core Finishes

PB ✓	CP ✓	CORE FINISHES IN STOCK
SN ✓	NL ✓	
SCP ✓	PN ✓	
BRZ ✓	ABU ✓	

Size: 64mm; 2 1/2"

SN




P1655-H

P1655-T

## P1655-H or T Batten rod screw

BB ✓	CP (T only) ✓
SCP (T only) ✓	

- P1655-H - Hexagon head
- P1655-T - Tee handle



P844-A

P844-B

## P844-A, B Sash handle

### Core Finishes

PB ✓	CP ✓	CORE FINISHES IN STOCK
SN ✓	NL ✓	
SCP ✓	PN ✓	
BRZ ✓	ABU ✓	

Height: P844-A = 127mm; 5"  
P844-B = 152mm; 6"

Projection: P844-A = 32mm; 1 1/4"  
P844-B = 38mm; 1 1/2"

## Sash fittings



### P1170, P1175, P1176 Sash screw

BB ✓ |  
 P1170-A NL  
 P1175-C CP / SCP  
 P1176-D CP

- Brass head and plates with mild steel shank

**Size:** = Length of shank (head not included)  
 A = 51mm; 2"  
 B = 64mm; 2½"  
 C = 76mm; 3"  
 D = 89mm; 3½"  
 E = 102mm; 4"

P1170 has ⅜" thread Ø  
 P1175 has ⅝" thread Ø, no size A  
 P1176 has ¼" thread Ø, no size D



### P6059 Weeks' patent sash stop

#### Core Finishes

PB ✓	CP ✓	SN ✓	CORE FINISHES IN STOCK
NL ✓	SCP ✓	PN ✓	
BRZ ✓	ABU ✓	+ SD	

**Size :** 70mm x 18mm; 2¾" x ¾"  
**Projection extended:** 19mm; ¾"



### P268-A, B Acorn sash stop

SCP ✓ | SD ✓

- P268-B is supplied without chain



### P4884 Bartholomew's sash stop

CP ✓	SN ✓	PN ✓
BRZ ✓	ABU ✓	+ SD

**Size:** 44mm x 19mm; 1¾" x ¾"  
**Max depth:** 35mm; 1⅜"



### P4884-L Bartholomew's sash stop, locking

PB ✓	CP ✓	SN ✓	NL ✓
SCP ✓	PN ✓	BRZ ✓	ABU ✓
+ SD			

**Size:** 44mm x 20mm; 1¾" x ¾"  
**Max depth:** 35mm; 1⅜"

# Sash fittings



## P251-B, C Sash roller

BB ✓

**Length:** B = 48mm x 16mm; 1<sup>7</sup>/<sub>8</sub>" x 5/8"  
C = 51mm x 19mm; 2" x 3/4"

**Roller Ø:** B = 11mm; 7/16"  
C = 14mm; 9/16"



## P2146-A or B Sash pivot

BB ✓

**Plate size:** A = 51mm x 22mm; 2" x 7/8"  
B = 64mm x 25mm; 2<sup>1</sup>/<sub>2</sub>" x 1"

- Supplied as a pair (4 parts)
- For use on light weight windows



## P2147-B Sash pivot

BB ✓

**Plate size:** 51mm x 19mm; 2" x 3/4"

- Supplied as a pair (4 parts)
- For use on light weight windows



## P4144-B Cleat hook

PB	✓	CP	✓	SN	✓	NL	✓	SCP	✓
PN	✓								

**Size :** 76mm; 3"



P990



P6762



P9931

## P990 Screw pulley, nylon wheel

BB ✓ | CP ✓ | SN ✓ | PN ✓

**Wheel Ø :** 25mm; 1"

## P6762 Single knot holder

PB	✓	CP	✓	BB	✓	SN	✓	SCP	✓
PN	✓								

**Size :** 45mm x 16mm; 1<sup>3</sup>/<sub>4</sub>" x 5/8"

**P9931.xx Cord Length :** 8 yards

## Additional fittings



P6759-HD



P6759-HL

**P6759-HD** Dark wood cord handles  
**P6759-HL** Light wood cord handles




**P1972-A** Fanlight catch

### Core Finishes

PB	✓	CP	✓	SN	✓	<b>CORE FINISHES IN STOCK</b>
NL	✓	SCP	✓	PN	✓	
BRZ	✓	ABU	✓	+ SD		

**Size:** 51mm x 29mm; 2" x 1 1/8"  
**Throw:** 6mm; 1/4"



**P1978-B & P** Fanlight catch with keeper/plate

### Core Finishes

PB	✓	CP	✓	SN	✓	<b>CORE FINISHES IN STOCK</b>
NL	✓	SCP	✓	PN	✓	
BRZ	✓	ABU	✓			

**Body:** 45mm x 45mm; 1 3/4" x 1 3/4"  
**Throw:** 8mm; 5/16"



**P8623** Sash hook

PB	✓	CP	✓	SN	✓
NL	✓	SCP	✓	BRZ	✓
ABU	✓				

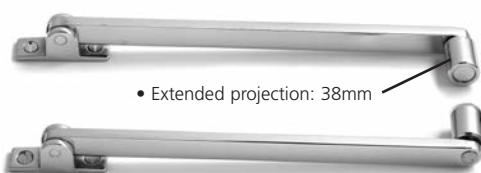
**Internal Ø:** 25mm; 1"



**P1796-A & B** Fanlight quadrant (pair)

	PB	CP	SN	NL	SCP
P1796-A	✓	✓		✓	✓
P1796-B	✓	✓	✓		✓

**Length:** A = 152mm; 6"  
 B = 203mm; 8"



• Extended projection: 38mm

**P4360** Roller stay (pair)

PB	✓	CP	✓	NL	✓
SCP	✓	PN	✓		

**Length:** 203mm; 8"  
 • Drop down flush when window is closed  
 • Roller projection: 38mm

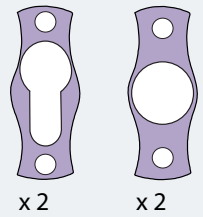
## Additional fittings



### P4529 French door lock plates

#### Core Finishes

PB	✓	CP	✓	SN	✓	CORE FINISHES IN STOCK
NL	✓	SCP	✓	PN	✓	
BRZ	✓	ABU	✓			



x 2

x 2

**Height :** 59mm; 2<sup>5</sup>/<sub>16</sub>"

**Width:** 27mm; 1<sup>1</sup>/<sub>16</sub>"

**Centres:** 43mm; 1<sup>11</sup>/<sub>16</sub>"

**Projection:** 7mm; 1/4"



### P4025 Security window bolt

PB ✓

**End plates:** 45mm x 19mm; 1<sup>3</sup>/<sub>4</sub>" x 3/4"

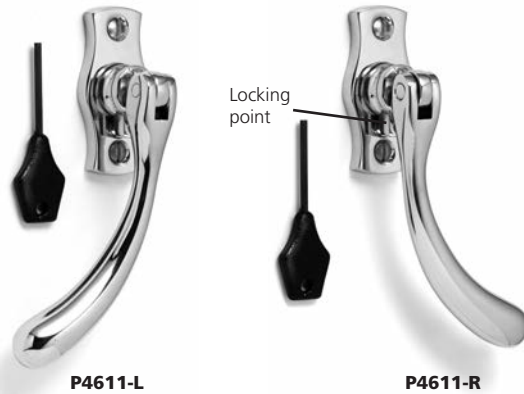
**Backset:** 15mm; 5/8"

**Housing length:** 35mm; 1<sup>3</sup>/<sub>8</sub>"



### P4026 Security bolt key

**Size:** 89mm; 3<sup>1</sup>/<sub>2</sub>"



### P4611-L & P4611-R Window espagnolette handle

#### Core Finishes

PB	✓	CP	✓	SN	✓	CORE FINISHES IN STOCK
NL	✓	SCP	✓	PN	✓	
BRZ	✓	ABU	✓			

**Handle:** 100mm; 4" (projects 64mm)

**Centres:** 43mm

**Fixing:** M5 x 40mm; 1<sup>5</sup>/<sub>8</sub>"

**Spindle projection:** 35mm

• Supplied with 7mm fixed square spindle

P4611-L

P4611-R



### P4626 Window espagnolette handle

#### Core Finishes

PB	✓	CP	✓	SN	✓	CORE FINISHES IN STOCK
NL	✓	SCP	✓	PN	✓	
BRZ	✓	ABU	✓			

**Handle:** 100mm; 4" (projects 35mm)

**Centres:** 43mm

**Fixing:** M5 x 40mm; 1<sup>5</sup>/<sub>8</sub>"

**Spindle projection:** 35mm

• Supplied with 7mm fixed square spindle



## Additional fittings



### P4526 French window fastener (reversible)

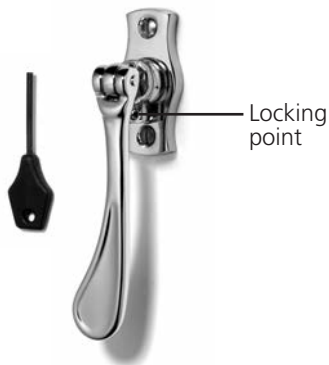
#### Core Finishes

PB ✓	CP ✓	NL ✓	SCP ✓
PN ✓	BRZ ✓	ABU ✓	

**Handle:** 100mm; 4"

**Projection:** 35mm; 1 3/8"

- Includes spindle 7.6mm; 5/16" square



### P4627-L Window espagnolette handle - LH

#### Core Finishes

PB ✓	CP ✓	SN ✓	<b>CORE FINISHES IN STOCK</b>
NL ✓	SCP ✓	PN ✓	
BRZ ✓	ABU ✓		

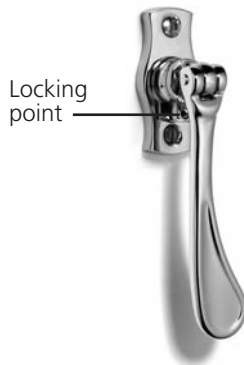
**Handle:** 108mm; 4 1/4" (projects 32mm)

**Centres:** 43mm

**Fixing:** M5 x 40mm; 1 5/8"

**Spindle projection:** 35mm

- Supplied with 7mm fixed square spindle



### P4627-R Window espagnolette handle - RH

#### Core Finishes

PB ✓	CP ✓	SN ✓	<b>CORE FINISHES IN STOCK</b>
NL ✓	SCP ✓	PN ✓	
BRZ ✓	ABU ✓		

**Handle:** 108mm; 4 1/4" (projects 32mm)

**Centres:** 43mm

**Fixing:** M5 x 40mm; 1 5/8"

**Spindle projection:** 35mm

- Supplied with 7mm fixed square spindle



### P4628 Window espagnolette handle

#### Core Finishes

PB ✓	CP ✓	SN ✓	<b>CORE FINISHES IN STOCK</b>
NL ✓	SCP ✓	PN ✓	
BRZ ✓	ABU ✓		

**Handle:** 90mm; 3 1/2" (projects 32mm)

**Centres:** 43mm

**Fixing:** M5 x 40mm; 1 5/8"

**Spindle projection:** 35mm

- Supplied with 7mm fixed square spindle

# Further fittings

**P798-C** cupboard knob in PN

# Cupboard fittings

## P783 Cupboard knob


Core Finishes						
PB	✓	CP	✓	SN	✓	CORE FINISHES IN STOCK
NL	✓	SCP	✓	PN	✓	
BRZ	✓	ABU	✓			

**Knob Ø:** 20mm; 3/4" x 32mm; 1 1/4"

**Projection:** 25mm; 1"

**Fixing:** Concealed, M4 x 40mm; 1 5/8" screw

• See Profile suite on pages 10 - 26



## P784 Cupboard knob

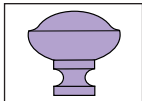
Core Finishes						
PB	✓	CP	✓	SN	✓	CORE FINISHES IN STOCK
NL	✓	SCP	✓	PN	✓	
BRZ	✓	ABU	✓			

**Knob Ø:** 24mm; 1" x 32mm; 1 1/4"

**Projection:** 25mm; 1"

**Fixing:** Concealed, M4 x 40mm; 1 5/8" screw

• See Profile suite on pages 10 - 26



## P786-A, B, C P796-A, B, C Cupboard knob

Core Finishes						
PB	✓	CP	✓	SN	✓	CORE FINISHES IN STOCK
NL	✓	SCP	✓	PN	✓	
BRZ	✓	ABU	✓			

**Knob Ø:** A = 19mm; 3/4" B = 25mm; 1" C = 32mm; 1 1/4"

**Projection (P786):** A = 30mm; 1 3/16" B = 38mm; 1 1/2" C = 47mm; 1 3/4"

**(P796):** A = 34mm; 1 3/8" B = 42mm; 1 11/16" C = 54mm; 2 1/8"

**Base Ø (P796):** A = 22mm; 7/8" B = 29mm; 1 1/8" C = 35mm; 1 7/16"

**Fixing:** Concealed, M4 x 40mm; 1 5/8" screw

• See Profile suite on pages 10 - 26

P786



P796



## P788-B, C P798-B, C Cupboard knob

Core Finishes						
PB	✓	CP	✓	SN	✓	CORE FINISHES IN STOCK
NL	✓	SCP	✓	PN	✓	
BRZ	✓	ABU	✓			

**Knob Ø:** B = 25mm; 1"  
C = 32mm; 1 1/4"

**Projection (P788):** B = 24mm; 1" C = 31mm; 1 1/4"

**(P798):** B = 29mm; 1 1/8" C = 38mm; 1 1/2"

**Base Ø (P798):** B = 29mm; 1 1/8" C = 38mm; 1 1/2"

**Fixing:** Concealed, M4 x 40mm; 1 5/8" screw

• See Profile suite on pages 10 - 26

P788



P798



## Cupboard fittings



P787



P797

### P787-A, B, C P797-A, B, C Cupboard knob

#### Core Finishes

PB ✓	CP ✓	SN ✓	CORE FINISHES IN STOCK
NL ✓	SCP ✓	PN ✓	
BRZ ✓	ABU ✓		

- Knob Ø:** A = 19mm; 3/4" B = 25mm; 1" C = 32mm; 1 1/4"
- Projection (P787):** A = 30mm; 1 3/16" B = 38mm; 1 1/2" C = 47mm; 1 3/4"
- (P797):** A = 34mm; 1 3/8" B = 42mm; 1 11/16" C = 54mm; 2 1/8"
- Base Ø (P797):** A = 22mm; 7/8" B = 29mm; 1 1/8" C = 35mm; 1 7/16"
- Fixing:** Concealed, M4 x 40mm; 1 5/8" screw
- See Contour suite on pages 27 - 39



P789



P799

### P789-B, C P799-B, C Cupboard knob

#### Core Finishes

PB ✓	CP ✓	SN ✓	CORE FINISHES IN STOCK
NL ✓	SCP ✓	PN ✓	
BRZ ✓	ABU ✓		

- Knob Ø:** B = 25mm; 1" C = 32mm; 1 1/4"
- Projection (P789):** B = 24mm; 1" C = 31mm; 1 1/4"
- (P799):** B = 29mm; 1 1/8" C = 38mm; 1 1/2"
- Base Ø (P799):** B = 29mm; 1 1/8" C = 38mm; 1 1/2"
- Fixing:** Concealed, M4 x 40mm; 1 5/8" screw
- See Contour suite on pages 27 - 39



### U798 Cupboard pull (bolt through)

PB ✓	CP ✓	SN ✓
SCP ✓	PN ✓	

- Projection:** 35mm; 1 3/8"
- Width:** 30mm; 1 3/16"
- Fixing:** Concealed, M5 x 40mm; 1 5/8" bolt

# Cupboard fittings



## P4331 Fastener

### Core Finishes

PB ✓	CP ✓	SN ✓	CORE FINISHES IN STOCK
NL ✓	SCP ✓	PN ✓	
BRZ ✓	ABU ✓		

Plate length: 57mm; 2 1/4"

Arm length: 57mm; 2 1/4"



## P4434 Fastener

### Core Finishes

PB ✓	CP ✓	SN ✓	CORE FINISHES IN STOCK
NL ✓	SCP ✓	PN	
BRZ ✓	ABU ✓		

Plate length: 57mm; 2 1/4"

Arm length: 35mm; 1 3/8"



## P6281-A Double ball catch

SD ✓

Length: A = 49mm x 8mm; 1 5/16" x 5/16"



## P628-C Turn button

BB ✓

Length: 38mm; 1 1/2"



## P47-C Button on plate

PB ✓	CP ✓
------	------

Size: 51mm; 2" Ø

# Flush fittings



## P1716-A, B, C, D, E or F Flush ring

	PB	CP	SN	NL	SCP	PN	CORE FINISHES IN STOCK
P1716-A	✓	✓		✓	✓	✓	
P1716-B	✓	✓	✓	✓	✓	✓	
P1716-C	✓	✓	✓	✓	✓	✓	
P1716-D	✓	✓	✓	✓	✓	✓	
P1716-E	✓	✓			✓		
P1716-F	✓	✓		✓	✓	✓	

**Size:**  
 A = 29mm x 38mm; 1 1/8" x 1 1/2"  
 B = 32mm x 45mm; 1 1/4" x 1 3/4"  
 C = 38mm x 51mm; 1 1/2" x 2"  
 D = 51mm x 64mm; 2" x 2 1/2"  
 E = 48mm x 70mm; 1 7/8" x 2 3/4"  
 F = 64mm x 76mm; 2 1/2" x 3"

+ABU Size A, C, D    +BRZ Size C, D    +SSF Size C



## P1717-A, B, or C Flush ring

	PB	CP	SN	NL	SCP	PN	CORE FINISHES IN STOCK
P1717-A	✓	✓	✓	✓	✓	✓	
P1717-B	✓	✓	✓	✓	✓	✓	
P1717-C	✓	✓	✓	✓	✓	✓	

+BRZ ABU Size B, C

**Size:**  
 A = 38mm; 1 1/2" Ø  
 B = 45mm; 1 3/4" Ø  
 C = 51mm; 2" Ø



## P381-B Flush spring catch

PB	✓	CP	✓	NL	✓	SCP	✓
----	---	----	---	----	---	-----	---

**Size:** 51mm x 38mm; 2" x 1 1/2"



## P1739-A, B or C Flush pull

Core Finishes							CORE FINISHES IN STOCK
PB	✓	CP	✓	SN	✓		
NL	✓	SCP	✓	PN			
BRZ	✓	ABU	✓			+SSF Size C	

**Size:**  
 A = 76mm x 38mm; 3" x 1 1/2"  
 B = 89mm x 41mm; 3 1/2" x 1 5/8"  
 C = 102mm x 45mm; 4" x 1 3/4"



## P1177-A, B Flush handle

PB	✓	CP	✓	PN	✓
----	---	----	---	----	---

+BRZ ABU Size B

NL & SCP finishes P1177-B

**Size:**  
 A = 76mm x 48mm; 3" x 1 7/8"  
 B = 89mm x 51mm; 3 1/2" x 2"



## P7897 Flush handle set

Core Finishes							CORE FINISHES IN STOCK
PB	✓	CP	✓	SN	✓		
NL	✓	SCP	✓	PN	✓		
BRZ	✓	ABU	✓				

**Size:** 76mm x 76mm; 3" x 3"

- Supplied as a pair
- 1 Spindle 3" x 5/16" plain square  
Suits up to 70mm 2 3/4" door

# Cabin hooks



## P7070-C, E or F Cabin hooks

	PB	CP	SN	NL	SCP	PN	CORE FINISHES IN STOCK
P7070-C	✓	✓			✓		
P7070-E	✓	✓	✓	✓	✓	✓	
P7070-F	✓	✓		✓	✓	✓	

+ BRZ ABU Size E

### Length of hook:

C = 76mm; 3"  
E = 152mm; 6"  
F = 203mm; 8"

- Square plate medium strength
- Extra eye plate P9912 (State size C - F)



## P7100-A, C, D, E or F Cabin hooks

	PB	CP	SN	NL	SCP	PN	CORE FINISHES IN STOCK
P7100-A	✓	✓	✓		✓		
P7100-C	✓	✓			✓		
P7100-D	✓	✓	✓	✓	✓	✓	
P7100-E	✓	✓	✓	✓	✓	✓	
P7100-F	✓	✓			✓		

+ BRZ ABU Size D      + BB Sizes A

### Length of hook:

A = 51mm; 2"  
C = 76mm; 3"  
D = 102mm; 4"  
E = 152mm; 6"  
F = 203mm; 8"

- Oval plate medium strength
- Extra eye plate P9914 (State size A - F)



## P2872-B,C,D,F,G or K Silent pattern cabin hooks

	PB	CP	SN	NL	SCP	PN	CORE FINISHES IN STOCK
P2872-B	✓	✓		✓	✓		
P2872-C	✓	✓	✓	✓	✓	✓	
P2872-D	✓	✓	✓	✓	✓	✓	
P2872-F	✓	✓	✓	✓	✓	✓	
P2872-G	✓	✓		✓	✓	✓	
P2872-K	✓	✓		✓	✓		

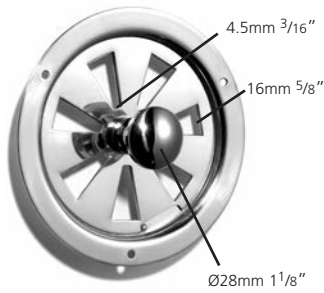
+ BRZ ABU Size D, F

### Length of hook with joint:

B = 64mm; 2 1/2"  
C = 76mm; 3"  
D = 102mm; 4"  
F = 152mm; 6"  
G = 203mm; 8"  
H = 228mm; 9"  
K = 305mm; 12"

- Silent action - no rattle
- Extra eye plate P9911 (State size A - K)


# Ventilators



## P2858-B Ships ventilator

PB	✓	CP	✓	NL	✓	SCP	✓
----	---	----	---	----	---	-----	---

**Size:** Ø 127mm; 5"



## P2852-A, B or E Ventilator grating. Square holes

PB	✓	CP	✓	NL	✓
----	---	----	---	----	---

- NL in size A only
- CP in size E only

**Size:** A = 152mm x 76mm; 6" x 3"  
 B = 228mm x 76mm; 9" x 3"  
 E = 228mm x 152mm; 9" x 6"

**Gauge:** 18 SWL



## P2854-A, B or C Louvre ventilator

### Core Finishes

	PB	CP	SN	NL	SCP	PN	CORE FINISHES IN STOCK
P2854-A	✓	✓		✓	✓		
P2854-B	✓	✓		✓	✓	✓	
P2854-C	✓	✓		✓	✓	✓	

**Size:** A = 152mm x 76mm; 6" x 3"  
 B = 228mm x 76mm; 9" x 3"  
 C = 228mm x 152mm; 9" x 6"

**Gauge:** 18 SWL

Number of vents will vary dependent on size



## P2850-A, B or C Hit and miss ventilator

### Core Finishes

	PB	CP	SN	NL	SCP	PN	CORE FINISHES IN STOCK
P2850-A	✓	✓			✓		
P2850-B	✓	✓	✓	✓	✓	✓	
P2850-C	✓	✓	✓	✓	✓	✓	

**Size:** A = 152mm x 76mm; 6" x 3"  
 B = 228mm x 76mm; 9" x 3"  
 C = 228mm x 152mm; 9" x 6"

**Gauge:** 18 SWL



## Hat & coat hooks



**P2349** Single wardrobe hook

**Core Finishes**

PB ✓	CP ✓	SN ✓	<b>CORE FINISHES IN STOCK</b>
NL ✓	SCP ✓	PN ✓	
BRZ ✓	ABU ✓		

**Projection:** 55mm; 2 1/8"



**P116** Double wardrobe hook

**Core Finishes**

PB ✓	CP ✓	SN ✓	<b>CORE FINISHES IN STOCK</b>
NL ✓	SCP ✓	PN ✓	
BRZ ✓	ABU ✓		

**Projection:** 38mm; 1 1/2"



**P3055** Hat and coat hook

PB ✓	CP ✓	PN ✓	NL ✓
SCP ✓	ABU ✓		

**Projection:** 89mm; 3 1/2"



**P3159** Hat and coat hook

**Core Finishes**

PB ✓	CP ✓	SN ✓	<b>CORE FINISHES IN STOCK</b>
NL ✓	SCP ✓	PN ✓	
BRZ ✓	ABU ✓		

**Projection:** 79mm; 3 1/8"

## Miscellaneous fittings



**P4945** Counter flap catch

PB ✓ | CP ✓ | SCP ✓

**Projection:** 85mm; 3<sup>3</sup>/<sub>8</sub>"  
**Max counter thickness:** 40mm  
 • Inc. striker plate



**P1706-A** Drop ring

SD ✓

**Size:** 76mm x 16mm; 3" x 5/8"



**P7037-C or D** Desk stay (pair)

PB ✓ | CP ✓ | SCP (D only) ✓

**Size closed:** C = 152mm; 6"  
 D = 203mm; 8"



**P326** Card frame

BB ✓

**For cards:** 76mm x 38mm; 3" x 1<sup>1</sup>/<sub>2</sub>"



**P5731** Card frame

SD ✓

**For cards:** 66mm x 25mm; 2<sup>5</sup>/<sub>8</sub>" x 1"



**P327** Card frame with pull

CP ✓ | BB ✓

**For cards:** 76mm x 38mm; 3" x 1<sup>1</sup>/<sub>2</sub>"

## Miscellaneous fittings



### P3950-A Handrail bracket

PB	✓	CP	✓	SN	✓	NL	✓
SCP	✓	PN	✓	BRZ	✓	ABU	✓

**Projection:** 73mm; 2<sup>7</sup>/<sub>8</sub>"

**Base Ø:** 62mm; 2<sup>3</sup>/<sub>8</sub>"



### P 6064-A Hasp & staple

PB	✓	CP	✓
----	---	----	---

**Size:** 76mm x 25mm; 3" x 1"



### P 9501 Trip catch

Brass Plate	✓	CP	✓
-------------	---	----	---

**Size:** 73mm x 47mm x 9.5mm  
2<sup>7</sup>/<sub>8</sub>" x 1<sup>7</sup>/<sub>8</sub>" x 3<sup>3</sup>/<sub>8</sub>"

# Door closers

**POWERMATIC®**

**POWERMATIC®**  
FREE SWING



The Powermatic® controlled, concealed door closer offers the functionality and benefits you would expect from the leading manufacturer of jamb-mounted closers. Powermatic® Free Swing, when connected to the building's 24-volt fire alarm system, delivers these same advantages with the added functionality of allowing the door to be operated manually and left open as desired.

# POWERMATIC® POWERMATIC® PERKOPOWER FREE SWING



## Hidden benefits of concealment

### Enhanced aesthetics

Providing the ability to retain a clean, unobstructed appearance to the door and interior without obtrusive, potentially ugly, mechanical controls and totally invisible when the door is closed.

### Reduced vandalism

Total concealment significantly reduces the opportunity for the door closer to be vandalised and, therefore, enhances the reliability of the door itself to be opened and closed efficiently. Obviously, this is an important factor during normal day to day use but in times of emergency, when door failure could have drastic consequences, it is a vital attribute of Perko Powermatic®.

### Reduced ligature

The importance of protecting vulnerable people is universally accepted, as is the ever-present threat of litigation from failure to reduce risk. In such circumstances, Perko Powermatic® offers a very useful anti-ligature solution.

The lack of surface mounted protrusions obviously reduces the availability of suspension points when the door is closed, but Perko Powermatic® can also be mounted towards the bottom of the door, further enhancing its reduced ligature credentials.

### Hygiene

Concealment ensures that Perko Powermatic® presents a minimum visible profile and, in particular, very few horizontal surfaces to which germs and detritus can be attracted and accumulate. In addition, Perko Powermatic's® low fixing height makes cleaning and hygiene extremely easy to maintain and monitor.

## Applications

Suitable for a wide variety of situations where discreet, controlled, automatic closing is required, Perko Powermatic® delivers a number of benefits to key areas of our industry.

### Hotels & commercial

Powermatic® is totally concealed when the door is closed makes it a firm favourite amongst architects, interior designers and specifiers working on hotel, leisure projects, public buildings and offices.



### Education

Every educational establishment needs to offer safe, accessible accommodation for its students and staff. When it comes to door closing, Perko Powermatic® offers the ideal solution, with a host of benefits that make it particularly suitable for fire door and general application in schools, colleges and universities.




### Housing, health & care homes

A door that fails to function is, at best, an inconvenience and, at worst, potentially fatal. Add to this the cost of constantly replacing damaged door closers and Perko Powermatic's® appeal to the social housing sector becomes clear.

The need to create a safe, hygienic, accessible environment is a well established principle for every building that is intended to be used for the care of the sick, elderly and infirm.

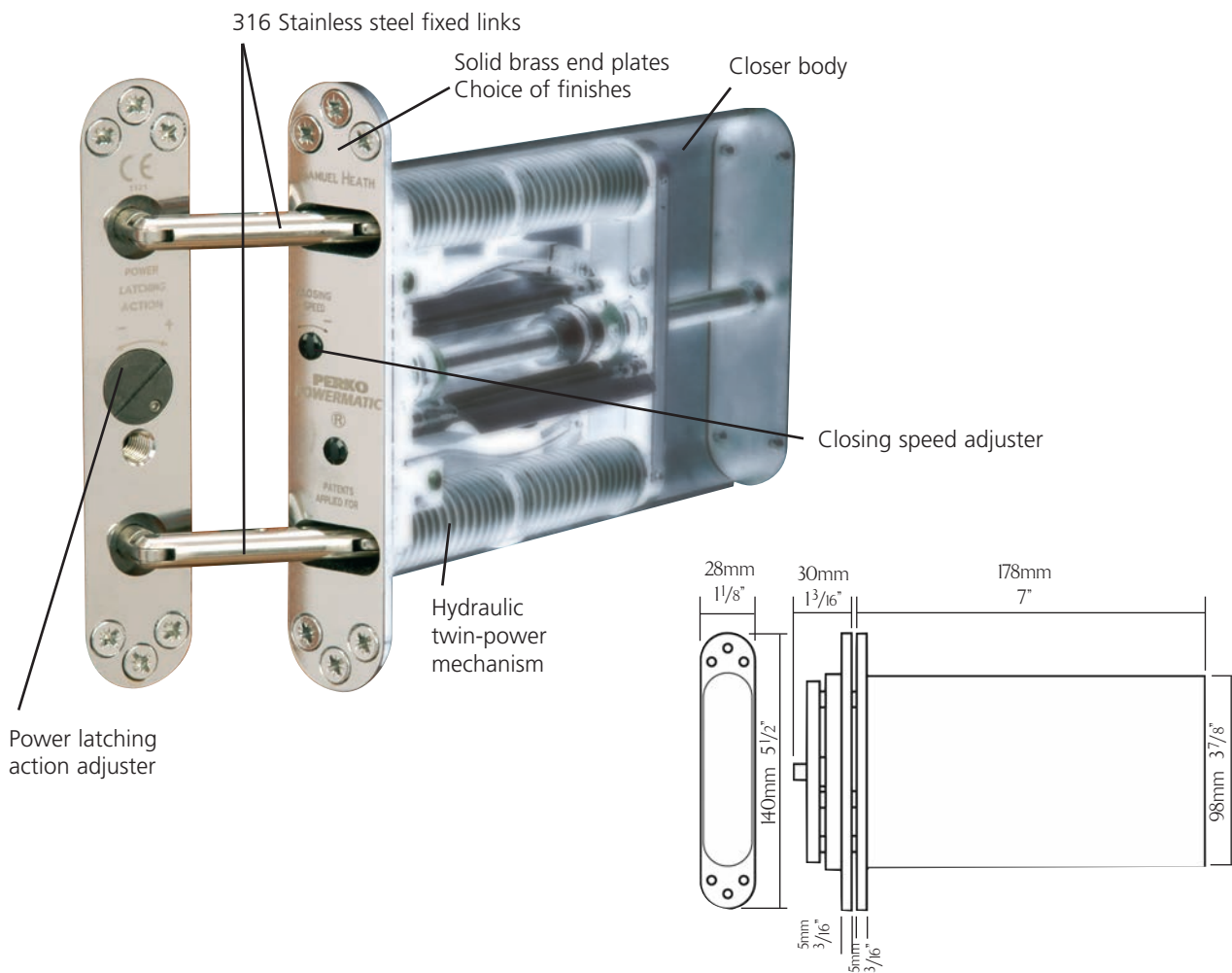


Linked to the building's 24-volt fire alarm system, Powermatic® Free Swing's manual mode is easily set by opening the door to its maximum. At this point, the closing mechanism is held primed. Automatic door closing takes place at a controlled rate when the fire alarm is activated, when the power is switched off or when there is a power failure.



FULLY CONCEALED WHEN THE DOOR IS CLOSED

Only the machined end plates and links can be seen when the door is open

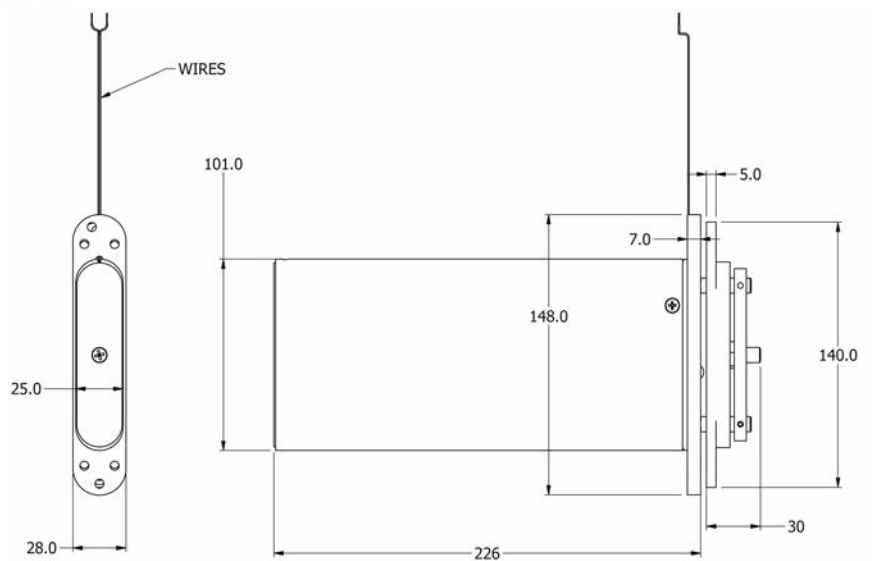
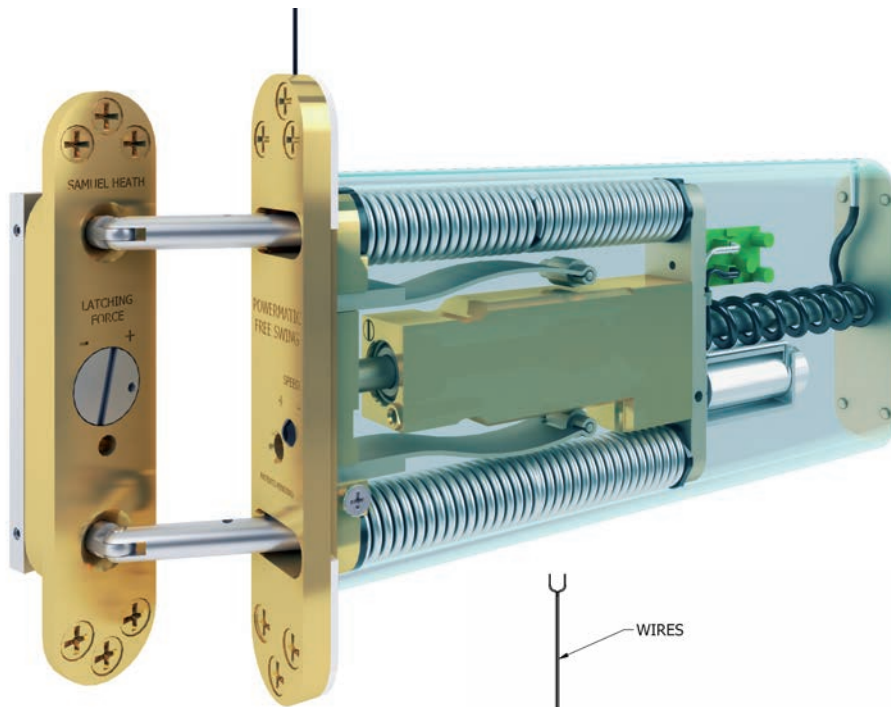


## Powermatic R100

- CE marked ✓
- Type tested to **BS EN 1154: 1997** power size 3 for doors up to 80Kg in weight and up to 950mm wide ✓
- High efficiency will help you achieve the requirements of **Approved Document M** and BS EN 8300 for doors of a minimum width of 826mm whilst still conforming to BS EN 1154: 1997 ✓
- **80% "ultra-efficiency"** exceeds the recommendation (65%) for fire doors on accessible routes ✓
- BS EN 1634-1:2000 and BS EN 476 approved for use on half-hour and one-hour fire doors ✓
- Suitable for latched and unlatched installations ✓
- Adjustable closing speed and power latching action ✓
- Certifire approved ✓
- 10-year guarantee ✓

## Perko-Power R102 USA specific

- UL 10B & UL10C approved ✓
- UL 228 approved ✓
- ANSI A156.4 2000 approved ✓
- 10-year warranty ✓
- Suitable for latched and unlatched installations ✓
- Adjustable closing speed and power latching action ✓
- Endurance tested to 500,000 closing cycles ✓
- Unique twin power mechanism ✓
- Protected by worldwide patents ✓
- Fits in regular thickness 1 3/4" doors ✓
- Conforms to ADA maximum opening force ✓



## Powermatic Free Swing R106FS

### Fire & Safety

- CE marked
- Successfully type-tested to BS EN 1154: 1997 power size 3
- BS EN 1634-1 approved for use on one hour and half-hour fire doors
- Successfully type-tested to BS EN 1155: 1997
- Free swing door closers are recommended by the 'Fire safety risk assessment: residential care premises'

### Accessibility

- Ultra-efficient (exceeds threshold of 55% efficiency)
- Contributes towards achievement of BS 8300: 2009 and regional Building Regulations\*

\* Approved Document M (ADM) in England and Wales, Section 4 in Scotland and Part R in Northern Ireland. These regulations apply to the entire doorset in-situ and, therefore, no door closer can claim compliance on its own.

### Performance and quality

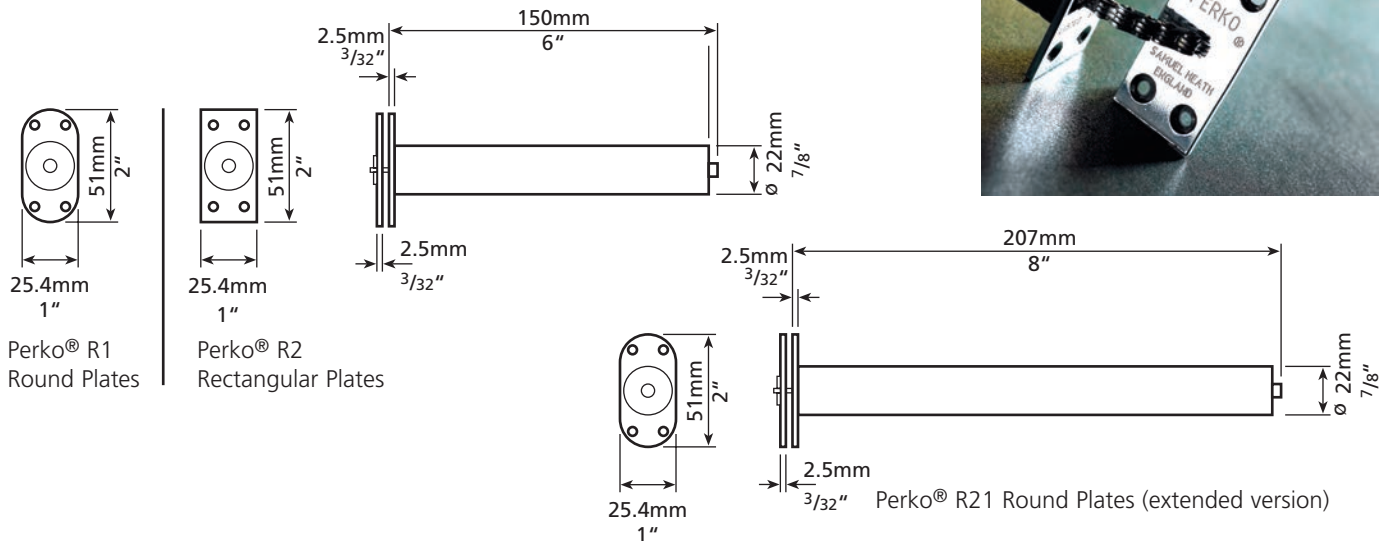
- Factory production control to BS EN ISO 9001: 2008
- Suitable for doors up to 80kg in weight and 950mm wide (BS EN 1154 size 3 test door 60kg)
- Suitable for latched and unlatched installations
- Adjustable closing speed and power latching action
- Endurance tested to 500,000 cycles
- Unique twin power mechanism
- 10-year guarantee
- Protected by worldwide patents
- On-site technical advice



# Perko®

Perko® is the original concealed door closer, offering an economic means of providing automatic closing for internal doors up to 50Kg / 110 lbs in weight in light to medium use applications.

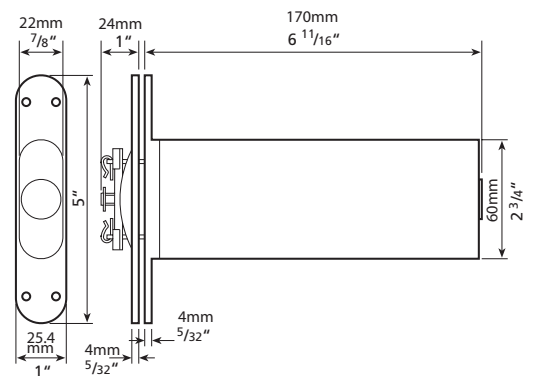
Solid brass anchor plates, powder coated mechanism housing and precision-engineered chain add to its appeal. Supplied with fixing screws and full fitting instructions.



# Perkomatic®

Designed for light to medium use situations on internal doors up to 75Kg /165 lbs in weight, Perkomatic® offers the ultimate in uncontrolled concealed door closing devices, with outstanding performance and excellent durability.

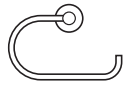
Housed in a lightweight aluminium casing, the hydraulic mechanism can be easily adjusted to provide the desired latching action for each application, whilst the precision engineered chain ensures smooth and lasting service. Supplied with fixing screws and full fitting instructions.



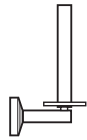
- Concealed - enhanced aesthetics  
- reduced opportunity for vandalism
- Fire tested - incorporated in doors successfully tested to BS 476: Part 22: 1997
- Designed for light to medium duty installations
- Manufactured under BS EN ISO 9001: 2000 quality systems
- Tested to withstand 500,000 closing cycles

# Intro Series 7000

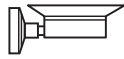
Please see separate brochures for our extensive ranges of Bathroom Accessories, Taps and Showers.



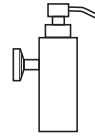
N 7037



N 7041



N 7034



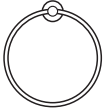
N 7047



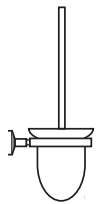
N 7035




N 7032




N 7038



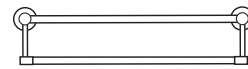
N 7049



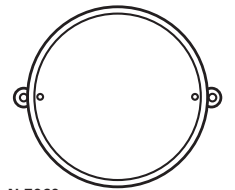
N 7043




N 7051



N 7052



N 7060



# Alphabetical Index

Page	Code	Description	Page	Code	Description	Page	Code	Description
70	P268	Acorn sash stop	28	P8057	Door knob	59	P4032	Privacy bolt backset
16	P8020	Backplate, lever lock	28	P8060	Door knob	55	P8098	Pull handle
17	P8021	Backplate, euro profile	12	P8061	Door knob	23/36/54	P8263	Pull handle
17	P8022	Backplate, euro profile	28	P8062	Door knob	23/36/54	P8264	Pull handle
17	P8023CR	Backplate with bathroom coin release	13	P8065	Door knob	55	P8099-A	Pull handle
17	P8023T	Backplate with bathroom thumb turn	14	P6052	Door lever	23/36/54	P8163	Pull handle on plate
17	P8024CR	Backplate with bathroom coin release	14	P6056	Door lever	23/36/54	P8164	Pull handle on plate
17	P8024T	Backplate with bathroom thumb turn	14	P6973	Door lever	23/36	P8103	Push plate
16	P8025	Backplate, no keyhole	29	P6974	Door lever, concealed fix	19	P8102	Raised oval covered escutcheon
15	P8026	Backplate	29	P6057	Door lever, unsprung	13	P8101	Raised oval door knob
31	P8030	Backplate, lever lock	42	P7590	Door number '0'	18	P8052R	Rim lock set
32	P8031	Backplate, euro profile	42	P7591	Door number '1'	33	P8055R	Rim lock set
32	P8032	Backplate, euro profile	42	P7592	Door number '2'	47	P7007	Ring door knocker
32	P8033CR	Bathroom coin release	42	P7593	Door number '3'	72	P4360	Roller stay
32	P8033T	Bathroom thumb turn	42	P7594	Door number '4'	19	P2395	Round covered escutcheon
32	P8034CR	Bathroom coin release	43	P7595	Door number '5'	72	P8623	Sash hook (strong)
32	P8034T	Bathroom thumb turn	43	P7596	Door number '6'	69	P2577	Sash lift
21	P8072CR	Bathroom coin release	43	P7597	Door number '7'	69	P2659	Sash lift
21	P8072T	Bathroom thumb turn	43	P7598	Door number '8'	69	P2636	Sash lift (extruded)
34	P8073CR	Bathroom coin release, concealed fix	43	P7599	Door number '9'	71	P2146	Sash pivot
34	P8073T	Bathroom thumb turn, concealed fix	78	P6281	Double ball catch	71	P2147	Sash pivot
31	P8035	Backplate, no key hole	82	P116	Double wardrobe hook	71	P251	Sash roller
30	P8036	Backplate	83	P1706	Drop ring	70	P1170	Sash screw
49	P4006	Bank pattern door chain	33	P2398	Escutcheon	70	P1175	Sash screw
70	P4884	Bartholomew's sash stop	19	P8182	Euro concealed fix escutcheon	70	P1176	Sash screw
70	P4884-L	Bartholomew's sash stop, locking	34	P8192	Euro concealed fix escutcheon	70	P990	Screw pulley, nylon wheel
34	P8160CR	Bathroom coin release, concealed fix	33	P8038	Euro escutcheon	49/73	P4026	Security bolt key
34	P8160T	Bathroom thumb turn, concealed fix	19	P8102-E	Euro profile escutcheon plate only	49	P4024	Security door bolt
21	P8161CR	Bathroom coin release, concealed fix	72	P1972	Fanlight catch	73	P4025	Security window bolt
21	P8161T	Bathroom thumb turn, concealed fix	72	P1978	Fanlight catch with plate	81	P2858	Ships ventilator
34	P8162CR	Bathroom coin release, concealed fix	72	P1796	Fanlight quadrant (pair)	80	P2872	Silent pattern cabin hook
34	P8162T	Bathroom thumb turn, concealed fix	78	P4331	Fastener	71	P6762	Single knot holder
21	P8165CR	Bathroom coin release, concealed fix	78	P4434	Fastener	82	P2349	Single wardrobe hook
21	P8165T	Bathroom thumb turn, concealed fix	66	P6131	Fitch sash fastener	58	P4012	Skirting or wall mounted door stop
20	P8174	Bathroom thumb turn & coin release	66	P6131-L	Fitch sash fastener (locking)	62	P4536	Sliding pattern casement stay
20	P8175	Bathroom thumb turn & coin release	66	P6132-L	Fitch sash fastener (locking)	62	P4553	Sliding pattern casement stay
20	P8176	Bathroom thumb turn & coin release	58	P4014	Floor mounted door holder	39/68	P6277	Straight arm sash fastener
35	P8177	Bathroom thumb turn & coin release	58	P4011	Floor mounted door stop	26/68	P6279	Straight arm sash fastener
35	P8178	Bathroom thumb turn & coin release	57	P7302	Flush bolt - sunk slide	39/68	P6277L	Straight arm sash fastener (locking)
69	P1655	Batten rod screw	79	P1177	Flush handle	26/68	P6279-L	Straight arm sash fastener (locking)
66	P4925	Brighton sash fastener	79	P7897	Flush handle set	67	P6276	Straight arm sash fastener, plain knob
66	P4925-L	Brighton sash fastener, locking	79	P1739	Flush pull	67	P6278	Straight arm sash fastener, plain knob
78	P47	Button on plate	79	P1716	Flush ring	67	P6276L	Straight arm sash fastener, plain knob
80	P7070	Cabin hooks	79	P1717	Flush ring	67	P6278-L	Straight arm sash fastener, plain knob
80	P7100	Cabin hooks	79	P381	Flush spring catch	52	P1304	Suffolk latch set
83	P326	Card frame	53/73	P4529	French door lock plates	36/56	P7348	Surface bolt
83	P5731	Card frame	52/74	P4526	French window fastener	22/56	P7349	Surface bolt
83	P327	Card frame with pull				22/56	P7360L	Surface bolt
25/63	P4511	Casement fastener	55/69	P844	Handle	84	P9501	Trip catch
64	P4513	Casement fastener	84	P3950	Handrail bracket	78	P628	Turn button
64	P4513-W	Casement fastener	84	P6064	Hasp & staple			
38/63	P4517	Casement fastener	82	P3055	Hat and coat hook	81	P2852	Ventilator grating. Square holes
25/63	P4511L	Casement fastener (locking)	82	P3159	Hat and coat hook	15	P8000	Visible fix rose
64	P4525	Casement fastner	81	P2850	Hit and miss ventilator	30	P8002	Visible fix rose
62	P4293	Casement stay	53	P7301	Indicator bolt	58	P4010	'Wall type' Door catch
26/61	P4512	Casement stay	22	P7303	Indicator bolt	25/63	P4511S	Weatherseal casement fastener
61	P4514	Casement stay	35	P7305	Indicator bolt	64	P4513S	Weatherseal casement fastener
39/61	P4518	Casement stay	44	P7580	Internal letter flap cover	64	P4513S-W	Weatherseal casement fastener
26/39/62	P4515	Casement stay locking pin	44	P7581	Internal letter flap cover	38/63	P4517S	Weatherseal casement fastener
18/48	P2132	Centre door knob	44	P7584	Internal letter flap cover	25/63	P4511LS	Weatherseal casement fastener (locking)
33/48	P2134	Centre door knob				70	P6059	Weeks' patent sash stop
71	P4144	Cleat hook	26/39/62	P4516-K	Key for casement stay locking pin	73	P4611	Window espagnolette handle
15	P8001	Concealed fix rose	45	P7585	Letter box protector - small	73	P4626	Window espagnolette handle
30	P8003	Concealed fix rose	45	P7586	Letter box protector - large	74	P4627	Window espagnolette handle
15	P8004	Concealed fix rose	53	P2393	Large covered escutcheon	38/74	P4628	Window espagnolette handle
30	P8005	Concealed fix rose	44	P7500	Letter plate			
30	P8006	Concealed fix rose	44	P7502	Letter plate			
15	P8007	Concealed fix rose	44	P7504	Letter plate			
30	P8008	Concealed fix rose	57	P7351	Lever flush bolt			
15	P8009	Concealed fix rose	57	P7352	Lever flush bolt			
71	P9931	Cord	19	P8183	Lever lock concealed fix escutcheon			
83	P4945	Counter flap catch	19	P8184	Lever lock concealed fix escutcheon			
24/76	P783	Cupboard knob	34	P8193	Lever lock concealed fix escutcheon			
24/76	P784	Cupboard knob	34	P8194	Lever lock concealed fix escutcheon			
24/76	P786	Cupboard knob	33	P8037	Lever lock escutcheon			
37/77	P787	Cupboard knob	72	P6759-HL	Light wood cord handles			
24/76	P788	Cupboard knob	20	P8171T	Lock Thumbturn			
37/77	P789	Cupboard knob	81	P2854	Louvre ventilator			
24/76	P796	Cupboard knob						
37/77	P797	Cupboard knob	48	P2130	Octagonal centre door knob			
24/76	P798	Cupboard knob	49	P2182	Octagonal door knob unsprung			
37/77	P799	Cupboard knob	19	P8181	Oval concealed fix escutcheon			
77	U798	Cupboard pull	34	P8191	Oval concealed fix escutcheon			
19/46	P7800	Cylinder latch pull	13	P7487	Oval door knob			
19/46	P7804	Cylinder latch pull	33	P8039	Oval escutcheon			
			18	P7487R	Oval rim lock set			
72	P6759-HD	Dark wood cord handles	59	P4027KNO	Passage latch backset			
83	P7037	Desk stay	59	P4027LEV	Passage latch backset			
47	P7009	Doctor's door knocker	59	P4028KNO	Passage latch backset			
49	P4008	Door chain	59	P4028LEV	Passage latch backset			
58	P4009	Door holder	59	P4029	Privacy bolt backset			
12	P8052	Door knob	59	P4030	Pre-bore adaptor			
28	P8055	Door knob						
12	P8056	Door knob						

# Numerical Index

Page	Code	Description	Page	Code	Description	Page	Code	Description
78	<b>P47</b>	Button on plate	39/61	<b>P4518</b>	Casement stay	15	<b>P8026</b>	Backplate
82	<b>P116</b>	Double wardrobe hook	64	<b>P4525</b>	Casement fastener	19	<b>P8027</b>	Lever lock escutcheon
71	<b>P251</b>	Sash roller	52/74	<b>P4526</b>	French window fastener	19	<b>P8028</b>	Euro escutcheon
70	<b>P268</b>	Acorn sash stop	53/73	<b>P4529</b>	French door lock plates	19	<b>P8029</b>	Oval escutcheon
83	<b>P326</b>	Card frame	62	<b>P4536</b>	Sliding pattern casement stay	31	<b>P8030</b>	Backplate, lever lock
83	<b>P327</b>	Card frame with pull	62	<b>P4553</b>	Sliding pattern casement stay	32	<b>P8031</b>	Backplate, euro profile
79	<b>P381</b>	Flush spring catch	73	<b>P4611</b>	Window espagnolette handle	32	<b>P8032</b>	Backplate, euro profile
78	<b>P628</b>	Turn button	73	<b>P4626</b>	Window espagnolette handle	32	<b>P8033CR</b>	Bathroom coin release
24/76	<b>P783</b>	Cupboard knob	74	<b>P4627</b>	Window espagnolette handle	32	<b>P8033T</b>	Bathroom thumb turn
24/76	<b>P784</b>	Cupboard knob	38/74	<b>P4628</b>	Window espagnolette handle	32	<b>P8034CR</b>	Bathroom coin release
24/76	<b>P786</b>	Cupboard knob	70	<b>P4884</b>	Bartholomew's sash stop	32	<b>P8034T</b>	Bathroom thumb turn
37/77	<b>P787</b>	Cupboard knob	70	<b>P4884-L</b>	Bartholomew's sash stop, locking	31	<b>P8035</b>	Backplate, no key hole
24/76	<b>P788</b>	Cupboard knob	66	<b>P4925</b>	Brighton sash fastener	30	<b>P8036</b>	Backplate
37/77	<b>P789</b>	Cupboard knob	66	<b>P4925-L</b>	Brighton sash fastener, locking	33	<b>P8037</b>	Lever lock escutcheon
24/76	<b>P796</b>	Cupboard knob	83	<b>P4945</b>	Counter flap catch	33	<b>P8038</b>	Euro escutcheon
37/77	<b>P797</b>	Cupboard knob	83	<b>P5731</b>	Card frame	33	<b>P8039</b>	Oval escutcheon
24/76	<b>P798</b>	Cupboard knob	14	<b>P6052</b>	Door lever	12	<b>P8052</b>	Door knob
77	<b>U798</b>	Cupboard pull	14	<b>P6056</b>	Door lever	18	<b>P8052R</b>	Rim lock set
37/77	<b>P799</b>	Cupboard knob	29	<b>P6057</b>	Door lever, unsprung	28	<b>P8055</b>	Door knob
55/69	<b>P844</b>	Handle	70	<b>P6059</b>	Weeks' patent sash stop	33	<b>P8055R</b>	Rim lock set
71	<b>P990</b>	Screw pulley, nylon wheel	84	<b>P6064</b>	Hasp & staple	12	<b>P8056</b>	Door knob
70	<b>P1170</b>	Sash screw	66	<b>P6131</b>	Fitch sash fastener	28	<b>P8057</b>	Door knob
70	<b>P1175</b>	Sash screw	66	<b>P6131-L</b>	Fitch sash fastener (locking)	28	<b>P8060</b>	Door knob
70	<b>P1176</b>	Sash screw	66	<b>P6132-L</b>	Fitch sash fastener (locking)	28	<b>P8061</b>	Door knob
79	<b>P1177</b>	Flush handle	67	<b>P6276L</b>	Straight arm sash fastener, plain knob	12	<b>P8062</b>	Door knob
52	<b>P1304</b>	Suffolk latch set	39/68	<b>P6277</b>	Straight arm sash fastener	13	<b>P8065</b>	Door knob
69	<b>P1655</b>	Batten rod screw	39/68	<b>P6277L</b>	Straight arm sash fastener (locking)	21	<b>P8072CR</b>	Bathroom coin release
83	<b>P1706</b>	Drop ring	67	<b>P6278</b>	Straight arm sash fastener, plain knob	21	<b>P8072T</b>	Bathroom thumb turn
79	<b>P1716</b>	Flush ring	67	<b>P6278-L</b>	Straight arm sash fastener, plain knob	34	<b>P8073CR</b>	Bathroom coin release, concealed fix
79	<b>P1717</b>	Flush ring	26/68	<b>P6279</b>	Straight arm sash fastener	34	<b>P8073T</b>	Bathroom thumb turn, concealed fix
79	<b>P1739</b>	Flush pull	26/68	<b>P6279-L</b>	Straight arm sash fastener (locking)	55	<b>P8098</b>	Pull handle
72	<b>P1796</b>	Fanlight quadrant (pair)	78	<b>P6281</b>	Double ball catch	55	<b>P8099-A</b>	Pull handle
72	<b>P1972-A</b>	Fanlight catch	72	<b>P6759-HD</b>	Dark wood cord handles	13	<b>P8101</b>	Raised oval door knob
72	<b>P1978</b>	Fanlight catch with plate	72	<b>P6759-HL</b>	Light wood cord handles	19	<b>P8102-E</b>	Euro profile escutcheon plate only
48	<b>P2130</b>	Octagonal centre door knob	71	<b>P6762</b>	Single knot holder	19	<b>P8102</b>	Raised oval covered escutcheon
18/48	<b>P2132</b>	Centre door knob	14	<b>P6973</b>	Door lever, concealed fix	23/36	<b>P8103</b>	Push plate
33/48	<b>P2134</b>	Centre door knob	29	<b>P6974</b>	Door lever, concealed fix	34	<b>P8160CR</b>	Bathroom coin release, concealed fix
71	<b>P2146</b>	Sash pivot	47	<b>P7007</b>	Ring door knocker	34	<b>P8160T</b>	Bathroom thumb turn, concealed fix
71	<b>P2147</b>	Sash pivot	47	<b>P7009</b>	Doctor's door knocker	21	<b>P8161CR</b>	Bathroom coin release, concealed fix
51	<b>P2182</b>	Octagonal door knob unsprung	83	<b>P7037</b>	Desk stay	21	<b>P8161T</b>	Bathroom thumb turn, concealed fix
82	<b>P2349</b>	Single wardrobe hook	80	<b>P7070</b>	Cabin hooks	34	<b>P8162CR</b>	Bathroom coin release, concealed fix
53	<b>P2393</b>	Large covered escutcheon	80	<b>P7100</b>	Cabin hooks	34	<b>P8162T</b>	Bathroom thumb turn, concealed fix
19	<b>P2395</b>	Round covered escutcheon	53	<b>P7301</b>	Indicator bolt	23/36/54	<b>P8163</b>	Pull handle on plate
53	<b>P2397</b>	'Pear drop' covered escutcheon	57	<b>P7302</b>	Flush bolt - sunk slide	23/36/54	<b>P8164</b>	Pull handle on plate
33	<b>P2398</b>	Escutcheon	22	<b>P7303</b>	Indicator bolt	21	<b>P8165CR</b>	Bathroom coin release, concealed fix
69	<b>P2577</b>	Sash lift	35	<b>P7305</b>	Indicator bolt	21	<b>P8165T</b>	Bathroom thumb turn, concealed fix
69	<b>P2636</b>	Sash lift (extruded)	36/56	<b>P7348</b>	Surface bolt	20	<b>P8171T</b>	Lock Thumbturn
69	<b>P2659</b>	Sash lift	22/56	<b>P7349</b>	Surface bolt	20	<b>P8174</b>	Bathroom thumb turn & coin release
81	<b>P2850</b>	Hit and miss ventilator	57	<b>P7351</b>	Lever flush bolt	20	<b>P8175</b>	Bathroom thumb turn & coin release
81	<b>P2852</b>	Ventilator grating. Square holes	57	<b>P7352</b>	Lever flush bolt	20	<b>P8176</b>	Bathroom thumb turn & coin release
81	<b>P2854</b>	Louvre ventilator	22/56	<b>P7360L</b>	Surface bolt	35	<b>P8177</b>	Bathroom thumb turn & coin release
81	<b>P2858-B</b>	Ships ventilator	13	<b>P7487</b>	Oval door knob	35	<b>P8178</b>	Bathroom thumb turn & coin release
80	<b>P2872</b>	Silent pattern cabin hook	18	<b>P7487R</b>	Oval rim lock set	19	<b>P8181</b>	Oval concealed fix escutcheon
82	<b>P3055</b>	Hat and coat hook	44	<b>P7500</b>	Letter plate	19	<b>P8182</b>	Euro concealed fix escutcheon
82	<b>P3159</b>	Hat and coat hook	44	<b>P7504</b>	Letter plate	19	<b>P8183</b>	Lever lock concealed fix escutcheon
84	<b>P3950</b>	Handrail bracket	44	<b>P7580</b>	Internal letter flap cover	19	<b>P8184</b>	Lever lock concealed fix escutcheon
49	<b>P4006</b>	Bank pattern door chain	44	<b>P7581</b>	Internal letter flap cover	34	<b>P8191</b>	Oval concealed fix escutcheon
49	<b>P4008</b>	Door chain	44	<b>P7584</b>	Internal letter flap cover	34	<b>P8192</b>	Euro concealed fix escutcheon
58	<b>P4009</b>	Door holder	45	<b>P7585</b>	Letter box protector - small	34	<b>P8193</b>	Lever lock concealed fix escutcheon
58	<b>P4010</b>	'Wall type' Door catch	45	<b>P7586</b>	Letter box protector - large	34	<b>P8194</b>	Lever lock concealed fix escutcheon
58	<b>P4011</b>	Floor mounted door stop	45	<b>P7587</b>	Letter box protector - medium	23/36/54	<b>P8263</b>	Pull handle
58	<b>P4012</b>	Skirting or wall mounted door stop	42	<b>P7590</b>	Door number '0'	23/36/54	<b>P8264</b>	Pull handle
58	<b>P4014</b>	Floor mounted door holder	42	<b>P7591</b>	Door number '1'	72	<b>P8623</b>	Sash hook (strong)
49	<b>P4024</b>	Security door bolt	42	<b>P7592</b>	Door number '2'	84	<b>P9501</b>	Trip catch
73	<b>P4025</b>	Security window bolt	42	<b>P7593</b>	Door number '3'	71	<b>P9931</b>	Cord
49/73	<b>P4026</b>	Security bolt key	42	<b>P7594</b>	Door number '4'			
59	<b>P4027KNO</b>	Passage latch backset	43	<b>P7595</b>	Door number '5'			
59	<b>P4027LEV</b>	Passage latch backset	43	<b>P7596</b>	Door number '6'			
59	<b>P4028KNO</b>	Passage latch backset	43	<b>P7597</b>	Door number '7'			
59	<b>P4028LEV</b>	Passage latch backset	43	<b>P7598</b>	Door number '8'			
59	<b>P4029</b>	Privacy bolt backset	43	<b>P7599</b>	Door number '9'			
59	<b>P4030</b>	Pre-bore adaptor	19/46	<b>P7800</b>	Cylinder latch pull			
59	<b>P4032</b>	Privacy bolt backset	19/46	<b>P7802</b>	Cylinder latch pull set - euro profile			
71	<b>P4144</b>	Cleat hook	19/46	<b>P7804</b>	Cylinder latch pull - euro profile			
62	<b>P4293</b>	Casement stay	79	<b>P7897</b>	Flush handle set			
78	<b>P4331</b>	Fastener	15	<b>P8000</b>	Visible fix rose			
72	<b>P4360</b>	Roller stay	15	<b>P8001</b>	Concealed fix rose			
78	<b>P4434</b>	Fastener	30	<b>P8002</b>	Visible fix rose			
25/63	<b>P4511</b>	Casement fastener	30	<b>P8003</b>	Concealed fix rose			
25/63	<b>P4511L</b>	Casement fastener (locking)	15	<b>P8004</b>	Concealed fix rose			
25/63	<b>P4511S</b>	Weatherseal casement fastener	30	<b>P8005</b>	Concealed fix rose			
25/63	<b>P4511LS</b>	Weatherseal casement fastener (locking)	30	<b>P8006</b>	Concealed fix rose			
26/61	<b>P4512</b>	Casement stay	15	<b>P8007</b>	Concealed fix rose			
64	<b>P4513</b>	Casement fastener	30	<b>P8008</b>	Concealed fix rose			
64	<b>P4513-W</b>	Casement fastener	15	<b>P8009</b>	Concealed fix rose			
64	<b>P4513S</b>	Weatherseal casement fastener	16	<b>P8020</b>	Backplate, lever lock			
64	<b>P4513S-W</b>	Weatherseal casement fastener	17	<b>P8021</b>	Backplate, euro profile			
61	<b>P4514</b>	Casement stay	17	<b>P8022</b>	Backplate, euro profile			
26/39/62	<b>P4515</b>	Casement stay locking pin	17	<b>P8023CR</b>	Backplate with bathroom coin release			
26/39/62	<b>P4516-K</b>	Key for casement stay locking pin	17	<b>P8023T</b>	Backplate with bathroom thumb turn			
38/63	<b>P4517</b>	Casement fastener	17	<b>P8024CR</b>	Backplate with bathroom coin release			
38/63	<b>P4517S</b>	Weatherseal casement fastener	17	<b>P8024T</b>	Backplate with bathroom thumb turn			
38/63	<b>P4517S</b>	Weatherseal casement fastener	16	<b>P8025</b>	Backplate, no keyhole			





## SAMUEL HEATH

Leopold Street  
Birmingham  
B12 0UJ  
England

T: +44 (0)121 766 4200  
F: +44 (0)121 772 3334  
info@samuel-heath.com

London Showroom  
1st Floor, North Dome  
Design Centre Chelsea Harbour  
London  
SW10 0XE  
England

T: +44 (0)20 7352 0249  
showroom@samuel-heath.co

US Customer Service  
139 East 35th Street, Suite 2-J  
New York  
N.Y. 10016  
US

T: (212) 696 0050  
F: (212) 696 0060  
usa@samuel-heath.com