

# QUICK COUPLINGS

SWING COUPLING / SV SERIE / STAINLESS STEEL SERIE



SMART SOLUTIONS FOR INDUSTRIAL CONNECTIONS

[www.tst-tamsan.com](http://www.tst-tamsan.com)



SMART SOLUTIONS FOR INDUSTRIAL CONNECTIONS

## QUICK COUPLINGS

SWING COUPLING / SV SERIE / STAINLESS STEEL SERIE

Registered to  
ISO / TS 16949

Registered to  
ISO 9001:2008



# Worldwide Connecting Technology

## Safe and Highest Quality



## SMART SOLUTIONS

**EN**

### The TST Group Worldwide

Founded over 30 years ago, we now have a Production Facility that occupies over 11.700 sq m. Our broad range of products are designed, manufactured and constantly developed under the same roof, to meet the needs of our Worldwide Customers.

**tst** is fully integrated manufacturer of quick connect/disconnect couplings, for hydraulic, pneumatic, vacuum, gas, chemical fluid and water applications, in addition to multi couplers, fittings, hoses and accessories.

The latest technologies are utilized to Manufacture and Assembly our wide range of products to the required specifications to achieve Zero Defects and 100% Delivery Performance.

**DE**

### Die TST Gruppe weltweit

Gegründet vor 30 Jahren verfügen wir mittlerweile über eine Produktionskapazität auf Basis modernster CNC Technik auf über 11.700m<sup>2</sup> Fläche. Um die Ansprüche unserer weltweiten Kunden zu erfüllen, sind Entwicklung und Produktion am gleichen Standort eng miteinander verbunden.

**tst** ist ein Hersteller von Schnellverschlusskupplungen für die Bereiche Hydraulik, Pneumatik, Vakuum, Gas, chemische Anwendungen, sowie Wasserapplikationen. Dies umfasst sowohl Einzelkupplungen als auch Multikupplungen, Verbindungselemente, Schläuche und Zubehör.

Um bei unserer breiten Angebotsvielfalt sowohl in der Herstellung als auch in der Montage absolute Liefertreue bei einer Fehlerquote von 0 ppm zu erreichen greifen wir auf modernste Fertigungsmethoden, langjährige Mitarbeitererfahrungen und einen sehr jungen Maschinenpark (vornehmlich CNC Technik) zurück.



# FOR INDUSTRIAL CONNECTIONS

FR

## TST, un groupe international

La Société TST fondée depuis plus de 30 ans dispose d'un site de fabrication de plus de 11.700m<sup>2</sup> où l'ensemble des produits sont dessinés, fabriqués et où le service développement est sans cesse à l'écoute des clients.

**tst** dispose de l'ensemble des produits coupleurs rapide comme le coupleur air, eau industrie ainsi que les coupleurs spéciaux "plasturgie" ou "hydraulique" ainsi que les gammes multi-connecteurs, manifolds, tubes, colliers et accessoires.

Toutes les technologies à la pointe de la technique sont utilisées sur toutes les phases de conception et production afin de vous assurer 100% de satisfaction quant à la performance des produits.

NL

## TST, een wereldwijde organisatie

30 jaar geleden werd TST opgericht, inmiddels beschikken we over een productiefaciliteit die meer dan 11.700m<sup>2</sup> in beslag neemt.

Om te kunnen voldoen aan de behoeftes van onze wereldwijde klanten wordt ons brede assortiment aan producten onder één dak ontworpen, geproduceerd en doorontwikkeld.

**tst** is producent van snelkoppelingen, voor hydraulische, pneumatische, gas, vacuüm, chemische vloeistoffen en water-gerelateerde toepassingen. Daarnaast produceert TST ook enkele koppelingen, meervoudige koppelingen, verbindingselementen, fittingen, slangen en overige toebehoren.



### TST SC - Product Overview

6 - 7

▪ TST SC Swing to Connect	8 - 9
▪ TST SC Plug Profiles	10 - 11
▪ Air Consumption of Pneumatic Hand Tools	12 - 13
▪ TST SC Series A1	14 - 15
▪ TST SC Series B1	16 - 17
▪ TST SC Series K	18 - 19
▪ TST SC Series N	20 - 21
▪ TST SC Series P	22 - 23
▪ TST SC Series C	24 - 25
▪ TST SC Series D	26 - 27
▪ TST SC Series DL	28 - 29
▪ TST SC Series E	30 - 31
▪ TST SC Series E1	32 - 33
▪ TST SC Series M	34 - 35
▪ TST SC Series J	36 - 37
▪ TST SC Series G	38 - 39
▪ TST SC Series H	40 - 41
▪ TST SC Series HB	42 - 43
▪ TST SC Series I	44 - 45

## Table of Contents

### TST SV - Product Overview


46 - 47

- SV 2-Stage DN6 with plastic release ring 48 - 49
- SV 2-Stage DN6 with metal release ring 50 - 51
- SV 2-Stage DN8 with plastic release ring 52 - 53
- SV 2-Stage DN11 with metal release ring 54 - 55
- SV 2-Stage DN11 Heavy-Duty Range 56 - 57
- SV 2-Stage DN19 Heavy-Duty Range 58 - 59
- SV 2-Stage DN6 Non-Interchangeable 60 - 61
- SV 1-Stage DN11 Non-Interchangeable – Heavy-Duty Range 62 - 63
- SV Coupling with Double Function ( Blow Gun) 64 - 65
- Choice of Coupling and Seals 66

### TST Stainless Steel - Product Overview

67

- SV 1-Stage DN3 68 - 69
- SV 2-Stage DN6 70 - 71
- SV 2-Stage DN8 72 - 73
- SV 2-Stage DN11 74 - 75
- SV 2-Stage DN11 Heavy-Duty Range 76 - 77
- SV 2-Stage DN19 Heavy-Duty Range 78 - 79
- SV 2-Stage DN6 Non-Interchangeable 80 - 81
- SV 1-Stage DN11 Non-Interchangeable – Heavy-Duty Range 82 - 83
- Performance Graphes 84 - 85
- Icon Index 86



# Swing Couplings SC

## Product Chart

**EN**

### Safely swing to connect

With full flow. No force required or loss of pressure in the system. Just a turn and the air vent ensures that the hose is ventilated – thus rendering it harmless.

TST Swing Couplings SC are available in nominal sizes DN6 to DN19 and in different models. They are compatible with most popular plug systems. The many different types and models and a wide choice of seals and lubricants mean that TST Couplings are suitable for numerous applications throughout industry. Durability, reliability, simple and safe handling are features of all TST Swing Couplings.

TST Swing Couplings fulfill all the requirements of current quality standards and have also been awarded a type examination certificate from the Swiss Accident Insurance Institute SUVA.

**DE**

### Jederzeit gefahrlos kuppeln durch Schwenken

Mit vollem Durchgang. Ohne Kraftaufwand und Druckabfall im System. Nur ein Schwenk und der ausgekuppelte Schlauch wird dank Entlüftungsbohrung sofort drucklos und damit gefahrlos.

TST Schwenk-Kupplungen SC sind in Nennweiten von DN6 bis DN19 und in verschiedenen Ausführungen erhältlich. Kompatibel mit allen gängigen Stecknippelsystemen. Dank einer Auswahl an Spezialdichtungen und Schmiermitteln eignen sich TST Schwenk-Kupplungen für vielfältige Anwendungen in allen Branchen und Bereichen.

Lange Lebensdauer, Zuverlässigkeit, einfache und sichere Handhabung sind die Merkmale aller TST Schwenk-Kupplungen. TST Schwenk-Kupplungen erfüllen sämtliche Anforderungen heute gültiger Qualitätsnormen und verfügen über die Baumusterbescheinigung der Schweiz. Unfallversicherungsanstalt SUVA.

**FR**

### Accouplement sans risque par pivotement

Passage intégral. Sans effort ni perte de pression dans le circuit. Un simple pivotement et le tuyau est instantanément hors pression (grâce à l'évent de purge) et donc sans danger.

Les coupleurs pivotants SC TST sont livrables en diamètres nominaux de DN6 à DN19 et en différentes exécutions. Ils sont compatibles avec la plupart des systèmes d'about existant sur le marché. Grâce à un choix étendu de joints spéciaux et de lubrifiants, les coupleurs pivotants TST sont adaptés à de nombreuses applications dans tous les secteurs industriels.

Longévité, fiabilité, manipulation simple et sûre sont les caractéristiques des coupleurs pivotants TST. Les coupleurs pivotants TST répondent à toutes les exigences actuelles en matière de qualité et ont obtenu l'attestation de type de la caisse nationale suisse d'assurance en cas d'accidents SUVA.

**NL**

### Altijd zonder gevaar aan- en afkoppelen door te knikken

Met volledige doorlaat. Zonder krachtsinspanning en drukval in het systeem. Slechts één knik en de te ontkoppelen slang wordt dankzij het ontluftingsgat meteen drukloos, en daarmee ongevaarlijk.

TST knikkoppelingen SC zijn in de doorlaten DN6 tot en met DN19 en in verschillende uitvoeringen verkrijgbaar. Uitwisselbaar met de meeste gangbare insteeknippelsystemen. Dankzij de keuze aan speciale afdichtingen en smeermiddelen zijn de TST knikkoppelingen geschikt voor veel verschillende toepassingen in allerlei bedrijfstakken.

Lange levensduur, betrouwbaarheid, eenvoudige en veilige bediening vormen het handelsmerk van alle TST knikkoppelingen. TST knikkoppelingen voldoen aan alle huidige geldende eisen van kwaliteitsnormen en beschikken over het Arbeidsveiligheidsattest van de Zwitserse Ongevallenverzekeringinstelling SUVA.



# Swing Couplings SC


## Product Overview



### DN6

1/4"

- Series A1
- Series B1
- Series K
- Series N
- Series P



### DN8

3/8"

- Series C
- Series D
- Series DL
- Series E
- Series E1
- Series M
- Series J



### DN11

1/2"

- Series G
- Series H
- Series HB



### DN19

3/4"

- Series I

# Swing Couplings SC

## Swing to Connect

Simple and quick connection with no force or loss of pressure in the system

EN

### Connection

- Push suitable plug into coupling and swing approximately 90° until the orange ring engages in the groove.

DE

### Einkuppeln

- Passenden Stecknippel in die Kupplung einstecken und ca. 90° schwenken, bis der orange Ring in der vorgesehenen Nut einrastet.

FR

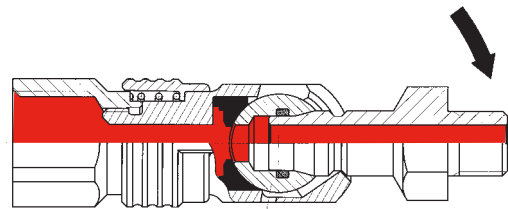
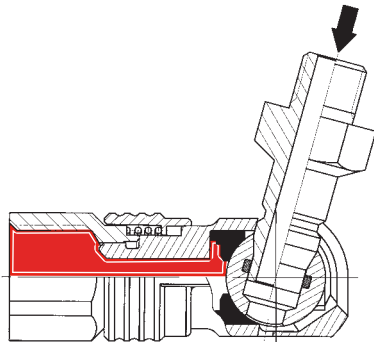
### Accouplement

- Engager l'about adapté dans le coupleur et le pivoter d'environ 90° jusqu'à ce que le barillet soit bloqué par l'ergot de la bague orange.

NL

### Aankoppelen

- Een passende insteeknippel in de koppeling steken en ca. 90° knikken, tot de oranje ring in de daarvoor uitgespaarde borging klikt.



Full flow with no restrictions.

EN

### Disconnection

- Pull back orange ring and swing plug to stop. Remove plug from coupling.

DE

### Auskuppeln

- Orangen Ring zurückstossen und Stecknippel bis zum Anschlag schwenken, Stecknippel aus der Kupplung ziehen.

FR

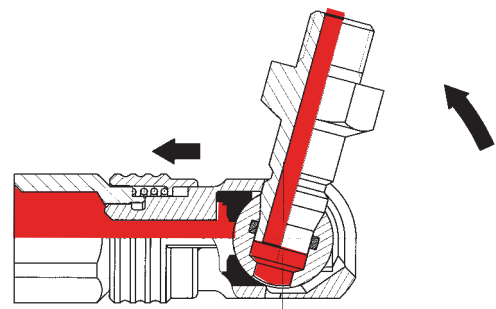
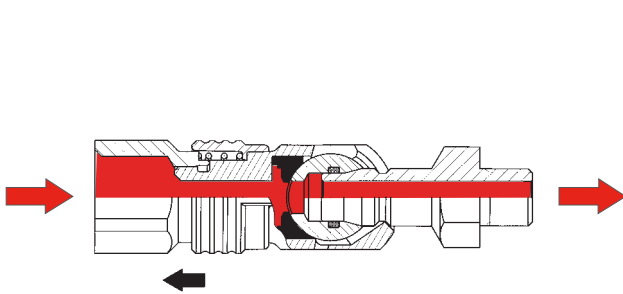
### Désaccouplement

- Tirer la bague orange vers l'arrière pour dégager le barillet et pivoter l'about jusqu'au point de butée, puis désengager l'about du barillet.

NL

### Afkoppelen

- De oranje ring terugschuiven en de insteeknippel tot de aanslag terugknikken, de insteeknippel uit de koppeling trekken.



EN

### Disconnection

- In order to prevent the hose from ejecting dangerously, the plug must be held in the hand until the hose is completely ventilated.

DE

### Auskuppeln

- Um ein gefährliches Rückschlagen des Schlauches zu vermeiden, muss der Stecknippel so lange in der Hand gehalten werden, bis der Schlauch vollständig entlüftet ist.

FR

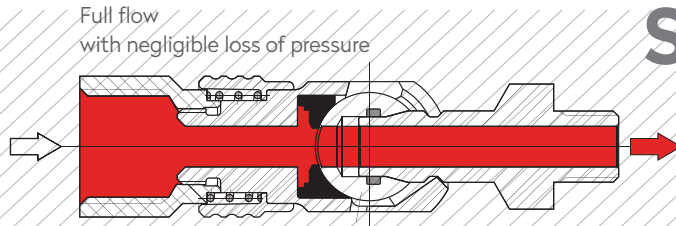
### Désaccouplement

- Pour éviter un coup de fouet du tuyau, il convient de garder l'about en main jusqu'à ce que le tuyau soit entièrement purgé.

NL

### Afkoppelen

- Om een gevaarlijke terugslag van de slang te vermijden, moet de insteeknippel in de hand gehouden worden tot de slang volledig ont- lucht is.



# Swing Couplings SC

## Swing to Connect

More efficient, low energy consumption and safe



### EN

The new generation of TST Couplings, the valveless SC coupling model—result of innovative development and many years of experience—free flow guaranteed in every case. When using compressed air operated equipment, for instance, in conjunction with TST Swing Couplings SC, the result will always be a method of operation which is more efficient with low energy consumption, thus making it very economical.

#### Application

##### Throughput media

Compressed air, gases, liquids and media with low to medium viscosity due to free flow with no restrictions. Easy to clean.

### DE

Die neue TST Kupplungs-Generation, des ventillosen Kupplungs-Typs SC ist das Ergebnis innovativer Entwicklung und langjähriger Erfahrung und garantiert in jedem Fall vollen Durchgang. So ist z.B. beim Betrieb druckluftbetriebener Geräte in Verbindung mit TST Schwenk-Kupplungen SC eine effizientere, energiesparendere und somit wirtschaftlichere Wirkungsweise die Folge.

#### Anwendungsbereich

##### Durchflussmedien

Druckluft, Gase, Flüssigkeiten und Medien mit niedriger bis mittlerer Viskosität dank freiem Durchgang ohne Umlenkung. Leicht zu reinigen.

### FR

La nouvelle génération des coupleurs TST, les coupleurs pivotants SC sans valve – résultat d'un développement innovant et de nombreuses années d'expérience – garantit dans tous les cas un passage intégral. Ainsi l'utilisation d'un outillage pneumatique connecté au réseau par l'intermédiaire d'un coupleur pivotant SC TST se révèle-t-elle plus efficace, économe en énergie, et par conséquent plus rentable.

#### Domaine d'application

##### Fluides véhiculés

Air comprimé, gaz, liquides et substances de viscosité faible à moyenne grâce au passage libre sans déviation du flux. Facile à nettoyer.

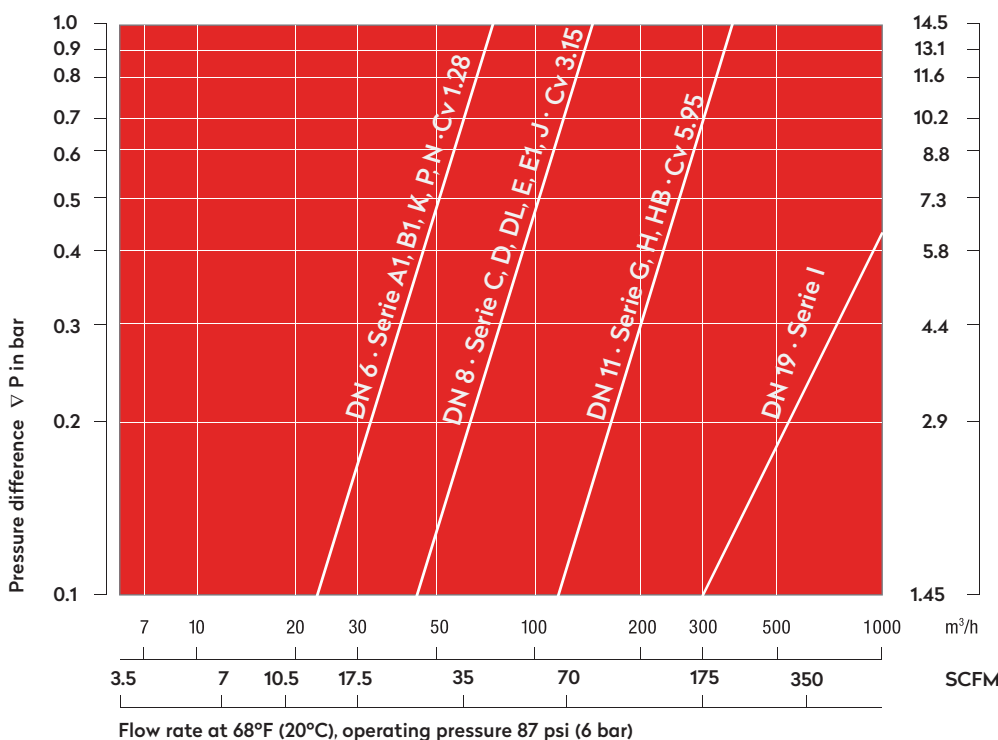
### NL

Het resultaat van innovatieve ontwikkeling en jarenlange ervaring is de nieuwe generatie TST koppelingen, het SC type zonder klep – deze garandeert bij ieder gebruik een volledige doorlaat. Zo ontstaat bij het gebruik van b.v. luchtgereedschap verbonden door de TST knikkoppeling SC een werkwijze die efficiënter, energiebesparend en daarmee ook economisch verantwoord is.

#### Toepassingsgebied

##### Doorstroommedia

Drukluft, gassen, vloeistoffen en media met lage tot gemiddelde viscositeit dankzij een vrije doorlaat zonder omleiding. Gemakkelijk te reinigen




Cross Section Model SC



# Swing Couplings SC


## Plug Profiles

Full compatibility with most popular plug systems



**SERIES A1**

<b>DN</b>	TST	014, 022
	AMFLO	C38
	ARO	210
	Cejn	300
	Foster	210
	Parker	B53
	Rectus	14, 22
6 mm		
1/4"		




**SERIES B1**

US: MIL-C-4109		
ISO 6150-B-12		
<b>DN</b>	TST	023, 024
	Industrial Interchange	1/4"
	AMFLO	C20B
	Hansen	1000
	Foster	3003
	Parker	B23
	Cejn	310
6 mm		
1/4"		




**SERIES K**

ISO 6150-C-10		
<b>DN</b>	TST	107, 06
	TST	018
	TST	SV - DN 6
	Rectus	18
	Cejn	291
6 mm		
1/4"		



**SERIES N**

Spanish Profile		
<b>DN</b>	Imopac	CD25, -S, -N
6 mm		
1/4"		



**SERIES P**

British Profile		
<b>DN</b>	TST	019
	PCL	AC21, AC29, AC91
6 mm		
1/4"		



**SERIES C**

European Profile		
<b>DN</b>	TST	025, 026
	Cejn	320
	Rectus	25, 26
8 mm		
3/8"		



**SERIES D**

Japanese Profile		
<b>DN</b>	TST	013
	Nitto	20, 30, 40
	Cejn	315
	Rectus	13
8 mm		
3/8"		



**SERIES DL**

Japanese Profile		
<b>DN</b>	TST	013
	Nitto	20, 30, 40
	Cejn	315
	Rectus	13
8 mm		
3/8"		

# Swing Couplings SC Plug Profiles

Full compatibility with most popular plug systems



US: MIL-C-4109  
ISO 6150-B-15



## SERIES E

<b>DN</b>	TST	030
	Industrial Interchange	3/8"
	AMFLO	C26
	Cejn	430
	Hansen	440
	Foster	4404
	Rectus	30
	8 mm	
	3/8"	

ISO 6150-C-14



## SERIES E1

<b>DN</b>	TST	107.08
	TST	SV - DN 8
	8 mm	
	3/8"	



## SERIES M

<b>DN</b>	TST	095, 096
	Cejn	344, *342
	Rectus	95 KS, *96 KS
	8 mm	* Coupling only
	3/8"	



## SERIES J

<b>DN</b>	TST	040
	ARO	310
	Orion	44530
	Rectus	40
	8 mm	
	3/8"	

US: MIL-C-4109  
ISO 6150-B-17



## SERIES H

<b>DN</b>	TST	037
	Industrial Interchange	1/2"
	AMFLO	C10
	Hansen	520
	Foster	5205
	Parker	17
	11 mm	
	1/2"	

US: MIL-C-4109  
ISO 6150-B-17



## SERIES HB

<b>DN</b>	TST	037
	Industrial Interchange	1/2"
	AMFLO	C10
	Hansen	520
	Foster	5205
	Parker	17
	11 mm	
	1/2"	

ISO 6150-C-17



## SERIES G

<b>DN</b>	TST	107.11
	TST	SV - DN 11
	11 mm	
	1/2"	

ISO 6150-C-27



## SERIES I

<b>DN</b>	TST	107.19
	TST	SV - DN 19
	19 mm	
	3/4"	

# Choice of Couplings and Seals

Simple and quick connection with no force or loss of pressure in the system

Throughput media	Coupling		Seal		
	SC	SV 'R'	NBR	FPM	EPDM
Acetone	+				+
Acetylene	+		+		
Air	+		+		
Aircraft fuel JP3-6	+		+		
Ammonium nitrate		+			+
Amyl alcohol		+			+
Beer		+	+		
Blast furnace gas		+		+	
Borax		+		+	
Butane	+		+		
Butyl alcohol		+	+		
Butylene	+			+	
Caustic soda		+			+
Carbon disulphide		+		+	
Calcium hydroxide		+	+		
Citric acid		+	+		
Copper nitrate		+	+		
Coffee		+	+		
Compressed air	+		+		
Creosote		+	+		
Cresol		+		+	
Cyclohexane	+		+		
Diesel oil	+		+		
Distilled water		+	+		
Emulsion water-oil		+	+		
Essential oils	+			+	
Ethyl alcohol		+			+
Ethylene glycol	+		+		
Formalin		+	+		
Freon 13, 14, 32, 113	+		+		
Freon 114, 115, 142, 152	+		+		
Gear oil	+		+		
Glucose		+	+		

Throughput media	Coupling		Seal		
	SC	SV 'R'	NBR	FPM	EPDM
Glycerine	+		+		
Heating oil	+		+		
Helium	+		+		
Heptane	+		+		
Hydrogen	+		+		
Hydraulic mineral oil	+		+		
Ink		+	+		
Isopropyl alcohol	+			+	
Kerosene	+		+		
Linseed oil	+		+		
Liquid ammonia		+			+
Lubricating oil	+		+		
Magnesium hydroxide		+		+	
Machine oil	+		+		
Methane	+			+	
Methanol	+		+		
Milk		+	+		
Mineral oil	+		+		
Mercury	+		+		
Naphthalene	+			+	
Natural gas	+		+		
Nitrogen gas	+		+		
Oxalic acid		+		+	
Paraffin	+			+	
Petrol	+		+		
Petroleum	+		+		
Potassium hydroxide		+			+
Potassium sulphate		+	+		
Prussic acid		+		+	
Propane gas	+		+		
Phosphoric acid 10%		+		+	

Throughput media	Coupling		Seal		
	SC	SV 'R'	NBR	FPM	EPDM
Salicylic acid		+		+	
Sea water		+	+		
Sodium acetate		+			+
Sodium bicarbonate		+	+		
Sodium carbonate		+	+		
Sodium chloride		+	+		
Sodium sulphide		+	+		
Steam up to 200°		+			+
Sulphur dioxide		+			+
Sugar root juice		+	+		
Tar	+			+	
Tetrachloromethane		+		+	
Titanium tetrachloride		+		+	
Toluene		+		+	
Transformer oil		+	+		
Trichloroethylene		+		+	
Tupentine		+	+		
Turbo oil		+	+		
Vacuum	+		+		
Vegetable oils		+	+		
Water up to 80°		+	+		
Water up to 140°		+			+
Wine		+	+		
Whisky		+	+		
Xylol		+		+	
Zeolite		+	+		
Zinc acetate		+			+
Zinc chloride		+	+		

## Choice of couplings and seals according to throughput media

This information is not binding and is based on the recommendations as made by the manufacturers of the seals.

## The abbreviations mean:

- SC = Couplings SC
- SV 'R' = Couplings SV stainless steel
- NBR = Nitrile elastomer
- FPM = Fluorine elastomer
- EPDM = Ethylene-propylene elastomer





## Excellent Seal

Even small leaks can lead to big losses and they can also cause serious accidents.

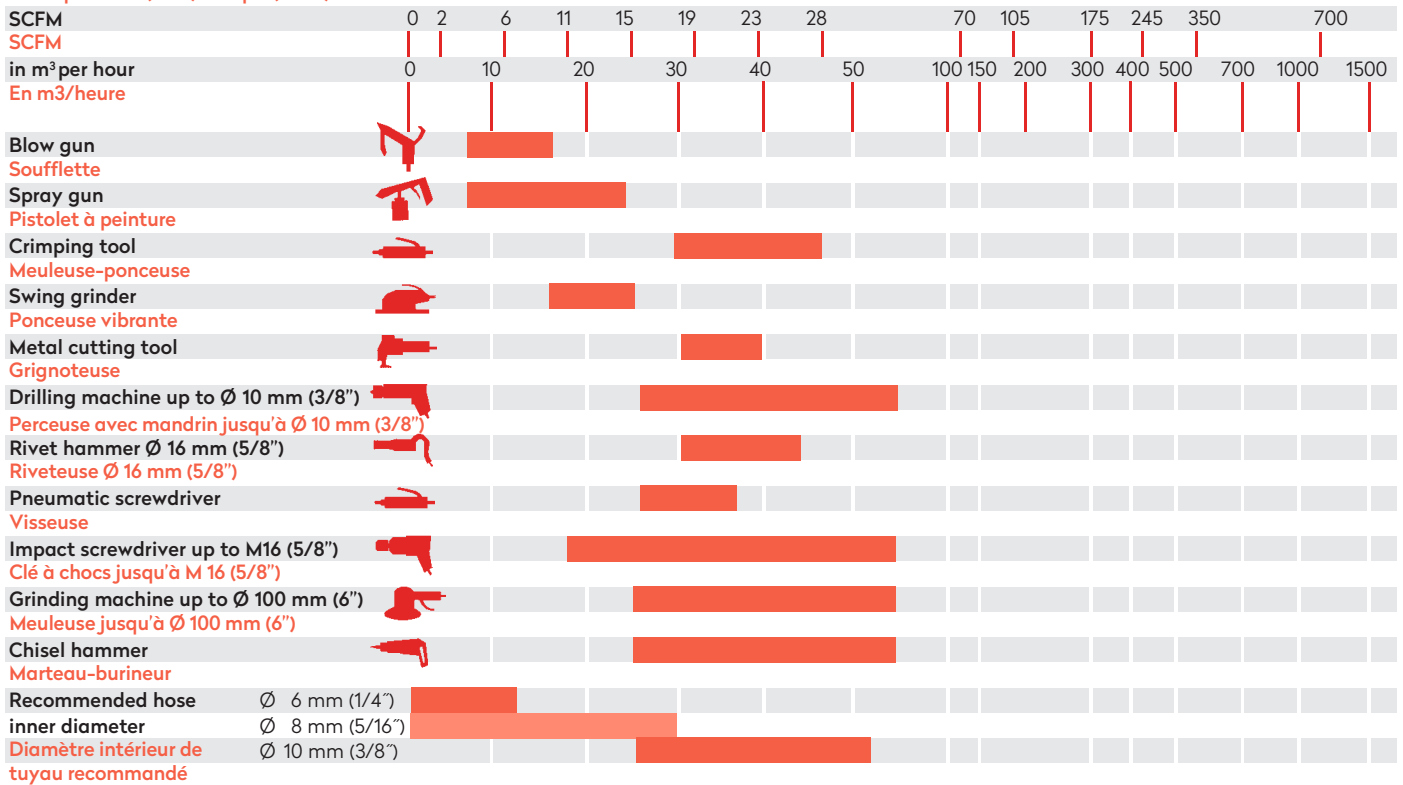
It has been shown that in the case of compressed air, leaking couplings account for an energy loss of 8-15%.

# Air Consumption of Pneumatic Hand Tools

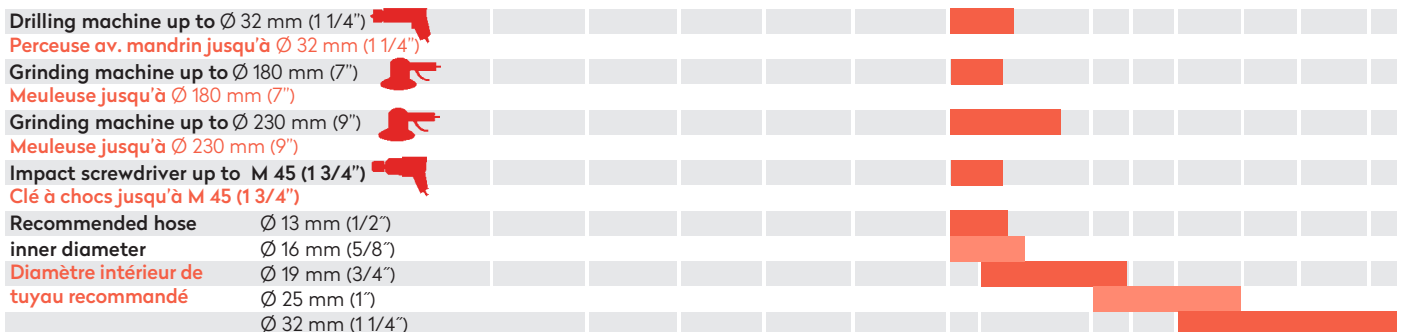
### Applications for TST Couplings Series A1, B1, K, P, N DN6 / 1/4" Series C, D, E, E1, M, J DN8 / 3/8"

Flow rate at 68°F (20°C) and 87 psi (6 bar)

Débit par 20°C (68°F) / 87 psi (6 bar)



### Applications for TST Couplings Series G, H, HB DN11 / 1/2" Serie I DN19 / 3/4"



# SC Series A1

# DN6

# 1/4"

**NEW!**



ISO 4414 | EN 983



EN

### Features

- Full flow, negligible loss of pressure
- Simple operation, no force required
- Compact design

DE

### Auf einen Blick

- Voller Durchgang, geringer Druckverlust
- Einfache Bedienung ohne Kraftaufwand
- Kompakte Bauform

FR

### En bref

- Passage intégral, faible perte de pression
- Maniement simple et sans efforts
- Construction compacte

NL

### In een oogopslag

- Volledige doorlaat, weinig drukverlies
- Eenvoudige bediening zonder krachtsinspanning
- Compact ontwerp

Operating Pressure	Betriebsdruck	Pression de service	Werkdruk
<ul style="list-style-type: none"> <li>• Up to 25 bar, Vacuum till 100 mbar</li> <li>• connection/disconnection to max. 15 bar</li> </ul>	<ul style="list-style-type: none"> <li>• Bis 25 bar, techn. Vakuum bis 100 mbar</li> <li>• ein-/auskuppeln bis max. 15 bar</li> </ul>	<ul style="list-style-type: none"> <li>• Jusqu'à 25 bar, Vide technique jusqu'à 100 mbar</li> <li>• accouplement/désaccouplement jusqu'à 15 bar max</li> </ul>	<ul style="list-style-type: none"> <li>• tot 25 bar, 100 mbar Vacuum</li> <li>• aan- en afkoppelen tot max. 15 bar</li> </ul>

<p>-20° to +100°C (NBR) -4° to +212°F</p>	<p>295 00 233</p>	<p>295 00 003</p>
---	-------------------	-------------------

Materials, Seals	Material Code	Optional
	<p>A = Steel, nickel plated (for thread) aluminum (for hose tail)            B = Steel, tenifer treated            C = Stainless steel            E = Nitrile elastomer (NBR)            I = Surface hardened steel, nickel plated            S = Surface hardened steel, galvanized            Z = Zinc diecast, nickel plated, orange rubber coating</p>	<div style="display: flex; justify-content: space-between;"> <div> </div> <div> <p>295 00 385</p> </div> </div> <div style="display: flex; justify-content: space-between; margin-top: 10px;"> <div> </div> <div> <p>295 00 480</p> </div> </div>

Options	Plug Profile A1	Compatible with														
<div style="display: flex; justify-content: space-around;"> <div style="border: 1px solid black; padding: 5px;">FPM</div> <div style="border: 1px solid black; padding: 5px;">EPDM</div> <div style="border: 1px solid black; padding: 5px;">Swivel <small>NEW</small></div> <div style="border: 1px solid black; padding: 5px;">AISI303 <small>NEW</small> Stainless Steel</div> </div>	<p>23.6, 13.8, 8.5, Ø7.9, Ø11</p> <p><b>S = Surface hardened steel, galvanized</b></p>	<table border="0"> <tr><td>TST</td><td>014, 022</td></tr> <tr><td>AMFLO</td><td>C38</td></tr> <tr><td>ARO</td><td>210</td></tr> <tr><td>Cejn</td><td>300</td></tr> <tr><td>Foster</td><td>210</td></tr> <tr><td>Parker</td><td>B53</td></tr> <tr><td>Rectus</td><td>14,22</td></tr> </table>	TST	014, 022	AMFLO	C38	ARO	210	Cejn	300	Foster	210	Parker	B53	Rectus	14,22
TST	014, 022															
AMFLO	C38															
ARO	210															
Cejn	300															
Foster	210															
Parker	B53															
Rectus	14,22															



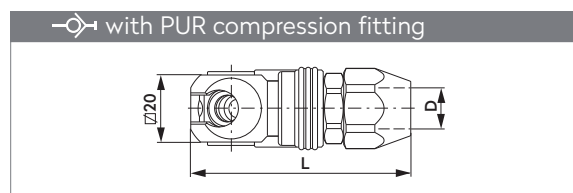
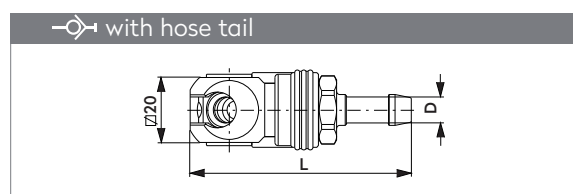
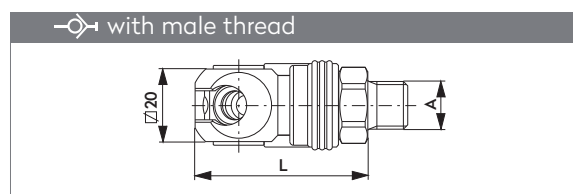
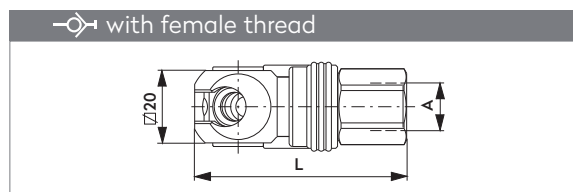
tst®

SC Series A1

DN6  
1/4"



**SWING COUPLING SCHWENKUPPLUNG**



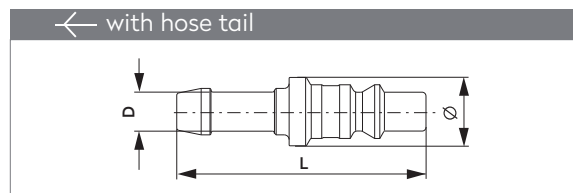
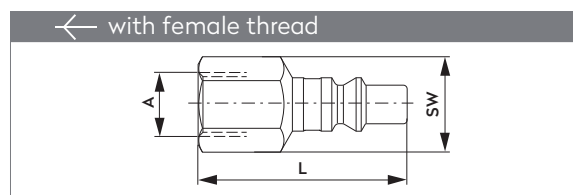
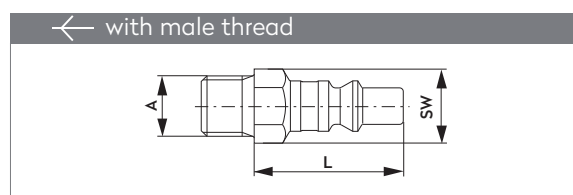
A	Part No.	L	L (swivel)
G1/4	205 00 287	56.1	65.6
G3/8	205 00 288	57.6	67.1
G1/2	205 00 289	61.1	70.6
NPT1/4	205 00 291	56.1	65.6
NPT3/8	205 00 292	58.6	68.1
NPT1/2	205 00 293	64.6	74.1

A	Part No.	L	L (swivel)
G1/4	205 00 294	47.6	56.6
G3/8	205 00 295	47.6	56.6
G1/2	205 00 296	48.6	57.6
NPT1/4	205 00 297	48.8	57.8
NPT3/8	205 00 298	48.8	57.8
NPT1/2	205 00 299	48.6	57.6

D	Part No.	L	L (swivel)
6 mm 1/4"	205 00 300	68.1	77.1
8 mm 5/16"	205 00 301	68.1	77.1
10 mm 3/8"	205 00 302	68.1	77.1

D	Part No.	L
6.5 X 10	205 00 304	62.6
8 X 12	205 00 305	65.6

**PLUG STECKNIPPEL**



A	Part No.	L	SW
G1/8	255 00 000	34.0	14
G1/4	255 00 001	31.0	14
NPT1/4	255 00 003	30.7	14
NPT3/8	255 00 066	32.7	19

A	Part No.	L	SW
G1/4	255 00 005	43.0	17
NPT1/4	255 00 007	43.0	17
NPT1/8	255 00 068	45.0	19

D	Part No.	L	Ø
6 mm 1/4"	255 00 008	51.0	14
8 mm 5/16"	255 00 009	51.0	14
10 mm 3/8"	255 00 010	51.0	14

## SC Series B1

# DN6

1/4"

**NEW!**



ISO 4414	EN 983
US: MIL-C-4109	
ISO 6150-B-12	
AFNOR: B-12 NF E 49-053	



EN

### Features

- Full flow, negligible loss of pressure
- Simple operation, no force required
- Compact design

DE

### Auf einen Blick

- Voller Durchgang, geringer Druckverlust
- Einfache Bedienung ohne Kraftaufwand
- Kompakte Bauform

FR

### En bref

- Passage intégral, faible perte de pression
- Maniement simple et sans efforts
- Construction compacte

NL

### In een oogopslag

- Volledige doorlaat, weinig drukverlies
- Eenvoudige bediening zonder krachtsinspanning
- Compact ontwerp

Operating Pressure	Betriebsdruck	Pression de service	Werkdruk
<ul style="list-style-type: none"> <li>• Up to 25 bar, Vacuum till 100 mbar</li> <li>• connection/disconnection to max. 15 bar</li> </ul>	<ul style="list-style-type: none"> <li>• Bis 25 bar, techn. Vakuum bis 100 mbar</li> <li>• ein-/auskuppeln bis max. 15 bar</li> </ul>	<ul style="list-style-type: none"> <li>• Jusqu'à 25 bar, Vide technique jusqu'à 100 mbar</li> <li>• accouplement/désaccouplement jusqu'à 15 bar max</li> </ul>	<ul style="list-style-type: none"> <li>• tot 25 bar, 100 mbar Vacuum</li> <li>• aan- en afkoppelen tot max. 15 bar</li> </ul>

<p>-20° to +100°C (NBR) -4° to +212°F</p>	<p>295 00 233</p>	<p>295 00 003</p>
---	-------------------	-------------------

Materials, Seals	Material Code	Optional
	<p>A = Steel, nickel plated (for thread) aluminum (for hose tail)            B = Steel, tenifer treated            C = Stainless steel            E = Nitrile elastomer (NBR)            I = Surface hardened steel, nickel plated            S = Surface hardened steel, galvanized            Z = Zinc diecast, nickel plated, orange rubber coating</p>	<div style="display: flex; align-items: center;"> <div style="margin-left: 10px;">295 00 385</div> </div> <div style="display: flex; align-items: center; margin-top: 10px;"> <div style="margin-left: 10px;">295 00 480</div> </div>

Options	Plug Profile B1	Compatible with														
<div style="display: flex; justify-content: space-around;"> <div style="border: 1px solid red; padding: 5px; background-color: red; color: white;">FPM</div> <div style="border: 1px solid red; padding: 5px; background-color: red; color: white;">EPDM</div> <div style="border: 1px solid red; padding: 5px; background-color: red; color: white;">Swivel <span style="font-size: 8px; background-color: black; color: white; padding: 2px;">NEW</span></div> <div style="border: 1px solid red; padding: 5px; background-color: red; color: white;">AISI303 <span style="font-size: 8px; background-color: black; color: white; padding: 2px;">NEW</span> <small>Stainless Steel</small></div> </div>	<p><b>S = Surface hardened steel, galvanized</b></p>	<table border="0"> <tr> <td>TST</td> <td>023, 024</td> </tr> <tr> <td>Industrial Interchange</td> <td>1/4"</td> </tr> <tr> <td>AMFLO</td> <td>C20B</td> </tr> <tr> <td>Hansen</td> <td>1000</td> </tr> <tr> <td>Foster</td> <td>3003</td> </tr> <tr> <td>Parker</td> <td>B23</td> </tr> <tr> <td>Cejn</td> <td>310</td> </tr> </table>	TST	023, 024	Industrial Interchange	1/4"	AMFLO	C20B	Hansen	1000	Foster	3003	Parker	B23	Cejn	310
TST	023, 024															
Industrial Interchange	1/4"															
AMFLO	C20B															
Hansen	1000															
Foster	3003															
Parker	B23															
Cejn	310															



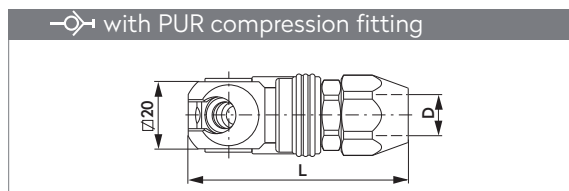
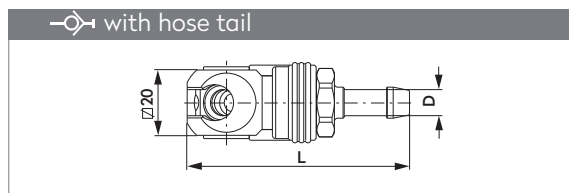
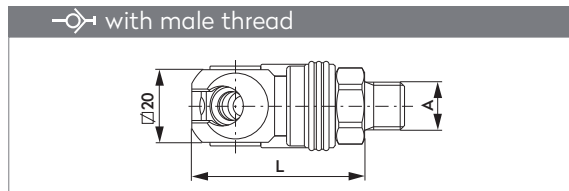
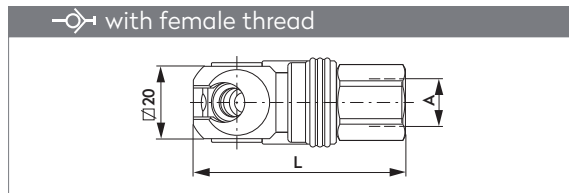
tst®

SC Series B1

DN6  
1/4"



**SWING COUPLING SCHWENKKUPPLUNG**



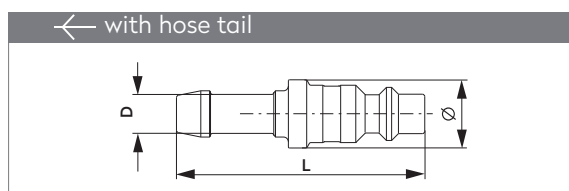
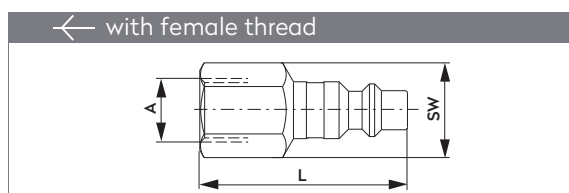
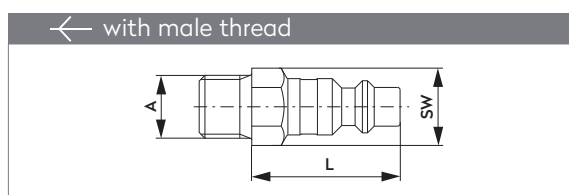
A	Part No.	L	L (swivel)
G1/4	205 00 307	56.1	65.6
G3/8	205 00 308	57.6	67.1
G1/2	205 00 309	61.1	70.6
NPT1/4	205 00 311	56.1	65.6
NPT3/8	205 00 312	58.6	68.1
NPT1/2	205 00 313	64.6	74.1

A	Part No.	L	L (swivel)
G1/4	205 00 314	47.6	56.6
G3/8	205 00 315	47.6	56.6
G1/2	205 00 316	48.6	57.6
NPT1/4	205 00 317	48.8	57.8
NPT3/8	205 00 318	48.8	57.8
NPT1/2	205 00 319	48.6	57.6

D	Part No.	L	L (swivel)
6 mm 1/4"	205 00 320	68.1	77.1
8 mm 5/16"	205 00 321	68.1	77.1
10 mm 3/8"	205 00 322	68.1	77.1

D	Part No.	L
6.5 X 10	205 00 324	62.6
8 X 12	205 00 325	65.6

**PLUG STECKNIPPEL**



A	Part No.	L	SW
G1/8	255 00 011	34.0	14
G1/4	255 00 012	31.0	14
NPT1/4	255 00 014	30.7	14
NPT3/8	255 00 069	32.7	19

A	Part No.	L	SW
G1/4	255 00 016	43.0	17
NPT1/4	255 00 018	43.0	17
NPT3/8	255 00 274	45.0	19

D	Part No.	L	Ø
6 mm 1/4"	255 00 019	51.0	14
8 mm 5/16"	255 00 020	51.0	14
10 mm 3/8"	255 00 021	51.0	14

**NEW!**



- ISO 4414    EN 983
- ISO 6150-C-10
- AFNOR: C-10 NF E 49-053



EN

### Features

- Full flow, negligible loss of pressure
- Simple operation, no force required
- Compact design

DE

### Auf einen Blick

- Voller Durchgang, geringer Druckverlust
- Einfache Bedienung ohne Kraftaufwand
- Kompakte Bauform

FR

### En bref

- Passage intégral, faible perte de pression
- Maniement simple et sans efforts
- Construction compacte

NL

### In een oogopslag

- Volledige doorlaat, weinig drukverlies
- Eenvoudige bediening zonder krachtsinspanning
- Compact ontwerp

Operating Pressure	Betriebsdruck	Pression de service	Werkdruk
<ul style="list-style-type: none"> <li>• Up to 25 bar, Vacuum till 100 mbar</li> <li>• connection/disconnection to max. 15 bar</li> </ul>	<ul style="list-style-type: none"> <li>• Bis 25 bar, techn. Vakuum bis 100 mbar</li> <li>• ein-/auskuppeln bis max. 15 bar</li> </ul>	<ul style="list-style-type: none"> <li>• Jusqu'à 25 bar, Vide technique jusqu'à 100 mbar</li> <li>• accouplement/désaccouplement jusqu'à 15 bar max</li> </ul>	<ul style="list-style-type: none"> <li>• tot 25 bar, 100 mbar Vacuum</li> <li>• aan- en afkoppelen tot max. 15 bar</li> </ul>

<p>-20° to + 100°C (NBR) -4° to + 212°F</p>	<p>295 00 233</p>	<p>295 00 003</p>
---	-------------------	-------------------

Materials, Seals	Material Code	Optional
	<p>A = Steel, nickel plated (for thread) aluminum (for hose tail)            B = Steel, tenifer treated            C = Stainless steel            E = Nitrile elastomer (NBR)            I = Surface hardened steel, nickel plated            S = Steel, tenifer treated            Z = Zinc diecast, nickel plated, orange rubber coating</p>	<div style="display: flex; align-items: center;"> <div>295 00 385</div> </div> <div style="display: flex; align-items: center; margin-top: 10px;"> <div>295 00 480</div> </div>

Options	Plug Profile K	Compatible with										
<div style="display: flex; justify-content: space-around; align-items: center;"> <div style="border: 1px solid black; padding: 5px; background-color: red; color: white;">FPM</div> <div style="border: 1px solid black; padding: 5px; background-color: red; color: white;">EPDM</div> <div style="border: 1px solid black; padding: 5px; background-color: red; color: white;">Swivel <span style="font-size: 8px; background-color: black; color: white; padding: 2px;">NEW</span></div> <div style="border: 1px solid black; padding: 5px; background-color: red; color: white;">AISI303 <span style="font-size: 8px; background-color: black; color: white; padding: 2px;">NEW</span> <small>Stainless Steel</small></div> </div>	<p>S = Steel, tenifer treated</p>	<table border="0"> <tr><td>TST</td><td>107.06</td></tr> <tr><td>TST</td><td>018</td></tr> <tr><td>TST</td><td>SV - DN 6</td></tr> <tr><td>Rectus</td><td>18</td></tr> <tr><td>Cejn</td><td>291</td></tr> </table>	TST	107.06	TST	018	TST	SV - DN 6	Rectus	18	Cejn	291
TST	107.06											
TST	018											
TST	SV - DN 6											
Rectus	18											
Cejn	291											





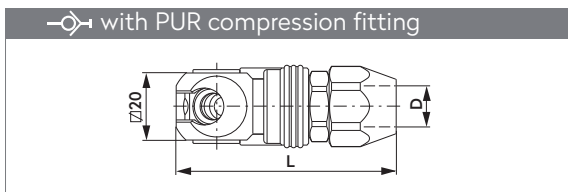
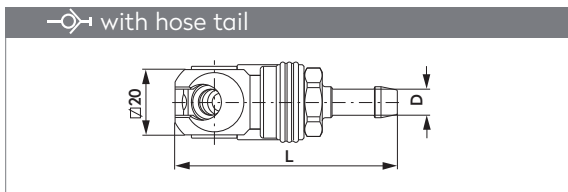
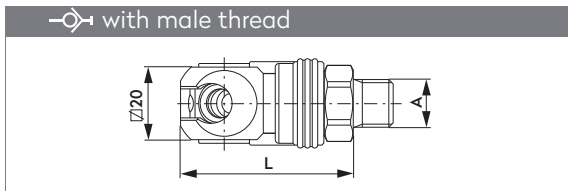
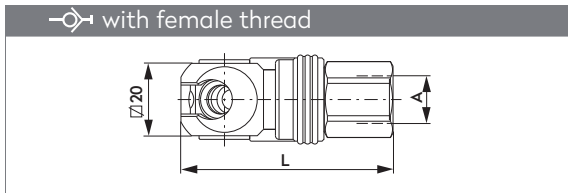
**tst**<sup>®</sup>

SC Series K

**DN6**  
1/4"



**SWING COUPLING SCHWENKKUPPLUNG**



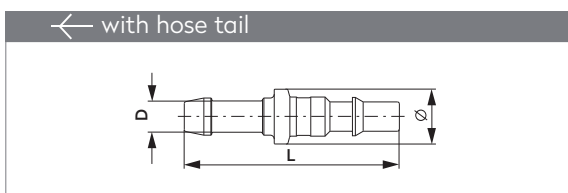
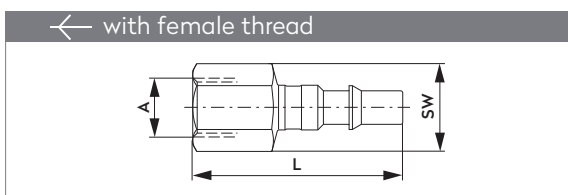
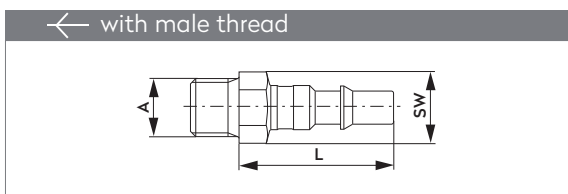
A	Part No.	L	L (swivel)
G1/4	205 00 156	56.1	65.6
G3/8	205 00 157	57.6	67.1
G1/2	205 00 158	61.1	70.6
NPT1/4	205 00 160	56.1	65.6
NPT3/8	205 00 161	58.6	68.1
NPT1/2	205 00 162	64.6	74.1

A	Part No.	L	L (swivel)
G1/4	205 00 163	47.6	56.6
G3/8	205 00 164	47.6	56.6
G1/2	205 00 165	48.6	57.6
NPT1/4	205 00 166	48.8	57.8
NPT3/8	205 00 167	48.8	57.8
NPT1/2	205 00 168	48.6	57.6

D	Part No.	L	L (swivel)
6 mm 1/4"	205 00 169	68.1	77.1
8 mm 5/16"	205 00 170	68.1	77.1
10 mm 3/8"	205 00 171	68.1	77.1

D	Part No.	L
6.5 X 10	205 00 276	62.6
8 X 12	205 00 277	65.6

**PLUG STECKNIPPEL**



A	Part No.	L	SW
G1/8	255 00 093	38.0	14
G1/4	255 00 091	35.0	14
G3/8	255 00 092	38.0	17
NPT1/4	255 00 112	35.7	14
NPT3/8	255 00 117	38.7	17

A	Part No.	L	SW
G1/8	255 00 100	46.0	14
G1/4	255 00 088	47.0	17
NPT1/4	255 00 119	48.0	17

D	Part No.	L	Ø
6 mm 1/4"	255 00 113	55.0	14
8 mm 5/16"	255 00 114	55.0	14
10 mm 3/8"	255 00 115	55.0	14
13 mm 1/2"	255 00 116	55.0	16

**NEW!**



ISO 4414 EN 983

Spanish Profile



EN

### Features

- Full flow, negligible loss of pressure
- Simple operation, no force required
- Compact design

DE

### Auf einen Blick

- Voller Durchgang, geringer Druckverlust
- Einfache Bedienung ohne Kraftaufwand
- Kompakte Bauform

FR

### En bref




- Passage intégral, faible perte de pression
- Maniement simple et sans efforts
- Construction compacte

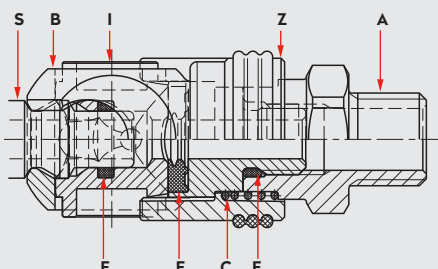


NL

### In een oogopslag

- Volledige doorlaat, weinig drukverlies
- Eenvoudige bediening zonder krachtsinspanning
- Compact ontwerp

Operating Pressure	Betriebsdruck	Pression de service	Werkdruk
<ul style="list-style-type: none"> <li>• Up to 25 bar, Vacuum till 100 mbar</li> <li>• connection/disconnection to max. 15 bar</li> </ul>	<ul style="list-style-type: none"> <li>• Bis 25 bar, techn. Vakuum bis 100 mbar</li> <li>• ein-/auskuppeln bis max. 15 bar</li> </ul>	<ul style="list-style-type: none"> <li>• Jusqu'à 25 bar, Vide technique jusqu'à 100 mbar</li> <li>• accouplement/désaccouplement jusqu'à 15 bar max</li> </ul>	<ul style="list-style-type: none"> <li>• tot 25 bar, 100 mbar Vacuum</li> <li>• aan- en afkoppelen tot max. 15 bar</li> </ul>

 <p>-20° to +100°C (NBR) -4° to +212°F</p>	 <p>295 00 233</p>	 <p>295 00 003</p>
---	---	---

Materials, Seals	Material Code	Optional
	<p>A = Steel, nickel plated (for thread) aluminum (for hose tail)            B = Steel, tenifer treated            C = Stainless steel            E = Nitrile elastomer (NBR)            I = Surface hardened steel, nickel plated            S = Surface hardened steel, galvanized            Z = Zinc diecast, nickel plated, orange rubber coating</p>	 <p>295 00 385</p>  <p>295 00 480</p>

Options	Compatible with
<div style="display: flex; justify-content: space-around;"> <div style="border: 1px solid red; padding: 5px; background-color: red; color: white;">FPM</div> <div style="border: 1px solid red; padding: 5px; background-color: red; color: white;">EPDM</div> <div style="border: 1px solid red; padding: 5px; background-color: red; color: white;">Swivel <span style="font-size: 8px; background-color: black; color: white; padding: 2px;">NEW</span></div> <div style="border: 1px solid red; padding: 5px; background-color: red; color: white;">AISI303 <span style="font-size: 8px; background-color: black; color: white; padding: 2px;">NEW</span> <small>Stainless Steel</small></div> </div>	<p>Imopac CD25, -S, -N</p>



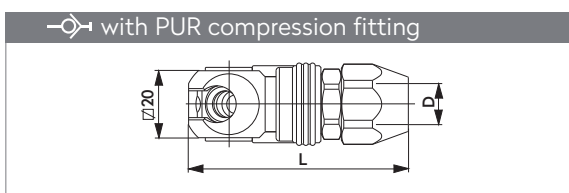
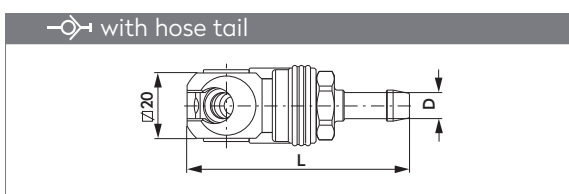
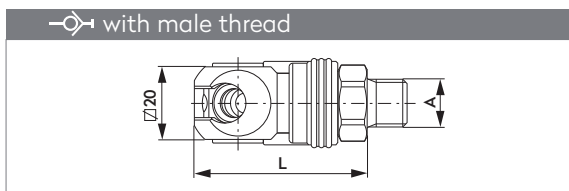
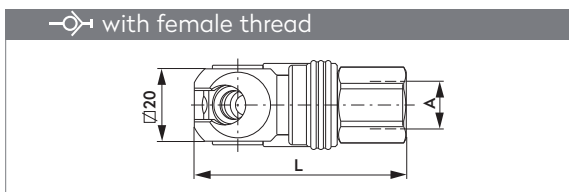
tst®

SC Series N

DN6  
1/4"



**SWING COUPLING SCHWENKKUPPLUNG**



A	Part No.	L	L (swivel)
G1/4	205 00 726	56.1	65.6
G3/8	205 00 727	57.6	67.1
G1/2	205 00 728	61.1	70.6

A	Part No.	L	L (swivel)
G1/4	205 00 729	47.6	56.6
G3/8	205 00 730	47.6	56.6
G1/2	205 00 731	48.6	57.6

D	Part No.	L	L (swivel)
6 mm 1/4"	205 00 732	68.1	77.1
8 mm 5/16"	205 00 733	68.1	77.1
10 mm 3/8"	205 00 734	68.1	77.1

D	Part No.	L
6.5 X 10	205 00 735	62.6
8 X 12	205 00 736	65.6

**NEW!**



ISO 4414 EN 983

British Profile



EN

### Features

- Full flow, negligible loss of pressure
- Simple operation, no force required
- Compact design

DE

### Auf einen Blick

- Voller Durchgang, geringer Druckverlust
- Einfache Bedienung ohne Kraftaufwand
- Kompakte Bauform

FR

### En bref

- Passage intégral, faible perte de pression
- Maniement simple et sans efforts
- Construction compacte

NL

### In een oogopslag

- Volledige doorlaat, weinig drukverlies
- Eenvoudige bediening zonder krachtsinspanning
- Compact ontwerp



### Operating Pressure

- Up to 25 bar, Vacuum till 100 mbar
- connection/disconnection to max. 15 bar



### Betriebsdruck

- Bis 25 bar, techn. Vakuum bis 100 mbar
- ein-/auskuppeln bis max. 15 bar



### Pression de service

- Jusqu'à 25 bar, Vide technique jusqu'à 100 mbar
- accouplement/désaccouplement jusqu'à 15 bar max



### Werkdruk

- tot 25 bar, 100 mbar Vacuüm
- aan- en afkoppelen tot max. 15 bar



-20° to + 100°C (NBR)  
-4° to + 212°F

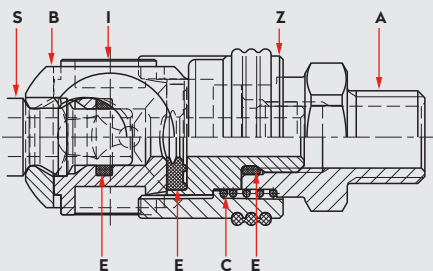


295 00 233



295 00 003

### Materials, Seals



### Material Code

- A = Steel, nickel plated (for thread) aluminum (for hose tail)
- B = Steel, tenifer treated
- C = Stainless steel
- E = Nitrile elastomer (NBR)
- I = Surface hardened steel, nickel plated
- S = Surface hardened steel, galvanized
- Z = Zinc diecast, nickel plated, orange rubber coating

### Optional



295 00 385

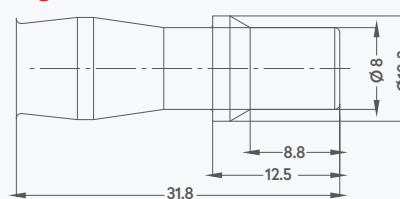


295 00 480

### Options



### Plug Profile P



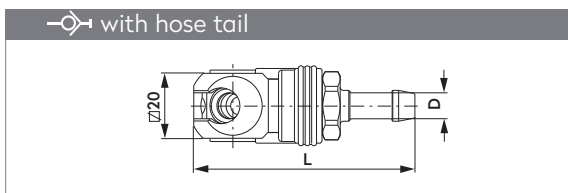
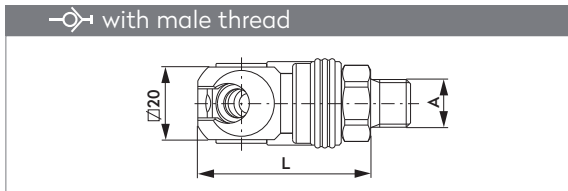
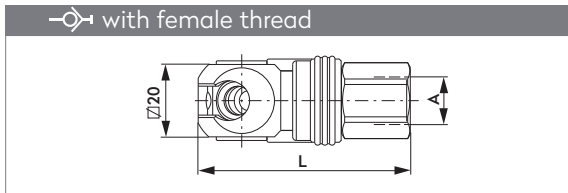
S = Surface hardened steel, galvanized

### Compatible with

TST 019  
PCL AC21, AC29, AC91



## SWING COUPLING SCHWENKKUPPLUNG

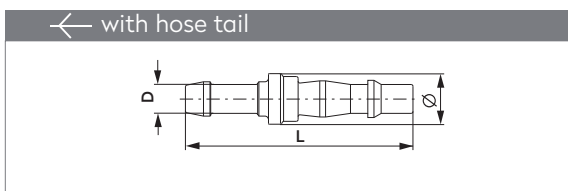
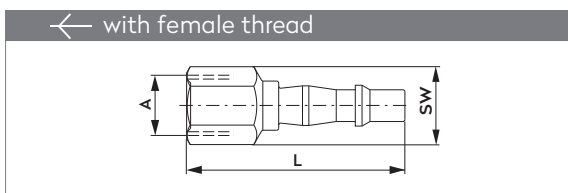
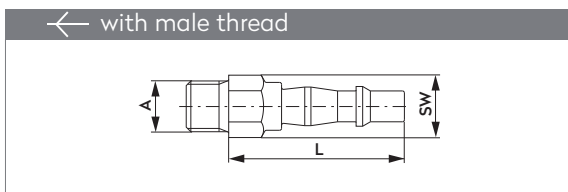


A	Part No.	L	L (swivel)
G1/4	205 00 438	56.1	65.6
G3/8	205 00 439	57.6	67.1
G1/2	205 00 440	61.1	70.6

A	Part No.	L	L (swivel)
G1/4	205 00 434	47.6	56.6
G3/8	205 00 441	47.6	56.6
G1/2	205 00 442	48.6	57.6

A	Part No.	L	L (swivel)
6 mm 1/4"	205 00 443	68.1	77.1
8 mm 5/16"	205 00 444	68.1	77.1
10 mm 3/8"	205 00 445	68.1	77.1

## PLUG STECKNIPPEL



A	Part No.	L	SW
G1/4	255 00 320	43.0	14
G3/8	255 00 321	45.5	17

A	Part No.	L	SW
G1/4	255 00 318	55.0	17
G3/8	255 00 319	57.5	19

D	Part No.	L	Ø
6 mm 1/4"	255 00 322	63.0	14
8 mm 5/16"	255 00 323	63.0	14
10 mm 3/8"	255 00 324	63.0	14

**NEW!**



ISO 4414 EN 983

European Profile



EN

### Features

- Full flow, negligible loss of pressure
- Simple operation, no force required
- Compact design

DE

### Auf einen Blick

- Voller Durchgang, geringer Druckverlust
- Einfache Bedienung ohne Kraftaufwand
- Kompakte Bauform

FR

### En bref

- Passage intégral, faible perte de pression
- Maniement simple et sans efforts
- Construction compacte

NL

### In een oogopslag

- Volledige doorlaat, weinig drukverlies
- Eenvoudige bediening zonder krachtsinspanning
- Compact ontwerp

Operating Pressure	Betriebsdruck	Pression de service	Werkdruk
<ul style="list-style-type: none"> <li>• Up to 25 bar, Vacuum till 100 mbar</li> <li>• connection/disconnection to max. 15 bar</li> </ul>	<ul style="list-style-type: none"> <li>• Bis 25 bar, techn. Vakuum bis 100 mbar</li> <li>• ein-/auskuppeln bis max. 15 bar</li> </ul>	<ul style="list-style-type: none"> <li>• Jusqu'à 25 bar, Vide technique jusqu'à 100 mbar</li> <li>• accouplement/désaccouplement jusqu'à 15 bar max</li> </ul>	<ul style="list-style-type: none"> <li>• tot 25 bar, 100 mbar Vacuum</li> <li>• aan- en afkoppelen tot max. 15 bar</li> </ul>

<p>-20° to +100°C (NBR) -4° to +212°F</p>	<p>5003487</p>	<p>295 00 515</p>
---	----------------	-------------------

Materials, Seals	Material Code	Optional
	<p>A = Steel, nickel plated (for thread) aluminum (for hose tail)</p> <p>B = Steel, tenifer treated</p> <p>C = Stainless steel</p> <p>E = Nitrile elastomer (NBR)</p> <p>I = Surface hardened steel, nickel plated</p> <p>S = Surface hardened steel, galvanized</p> <p>Z = Zinc diecast, nickel plated, orange rubber coating</p>	<div style="display: flex; align-items: center;"> <div style="margin-left: 20px;">295 00 340</div> </div> <div style="display: flex; align-items: center; margin-top: 10px;"> <div style="margin-left: 20px;">295 00 481</div> </div>

Options	Plug Profile C	Compatible with						
<div style="display: flex; justify-content: space-around; align-items: center;"> <div style="border: 1px solid black; padding: 5px; background-color: red; color: white;">FPM</div> <div style="border: 1px solid black; padding: 5px; background-color: red; color: white;">EPDM</div> <div style="border: 1px solid black; padding: 5px; background-color: red; color: white;">Swivel <span style="font-size: 8px; background-color: black; color: white; padding: 2px;">NEW</span></div> <div style="border: 1px solid black; padding: 5px; background-color: red; color: white;">AISI303 <span style="font-size: 8px; background-color: black; color: white; padding: 2px;">NEW</span> <small>Stainless Steel</small></div> </div>	<p>Ø11,95 5.8 10 21.8</p> <p><b>S = Surface hardened steel, galvanized</b></p>	<table border="0"> <tr> <td>TST</td> <td>025, 026</td> </tr> <tr> <td>Cejn</td> <td>320</td> </tr> <tr> <td>Rectus</td> <td>25, 26</td> </tr> </table>	TST	025, 026	Cejn	320	Rectus	25, 26
TST	025, 026							
Cejn	320							
Rectus	25, 26							





tst®

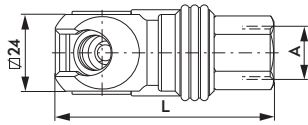
SC Series C

DN8  
3/8"

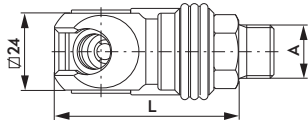


**SWING COUPLING SCHWENKKUPPLUNG**

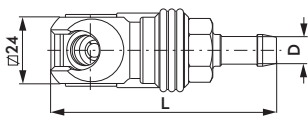
with female thread



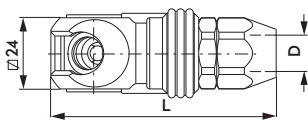
with male thread



with hose tail



with PUR compression fitting



A	Part No.	L	L (swivel)
G1/4	205 00 345	68.5	74.5
G3/8	205 00 346	68.5	74.5
G1/2	205 00 347	69.5	75.5
NPT1/4	205 00 348	68.5	74.5
NPT3/8	205 00 349	68.5	74.5
NPT1/2	205 00 350	73.5	79.5

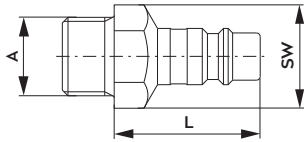
A	Part No.	L	L (swivel)
G1/4	205 00 351	57.5	63.5
G3/8	205 00 352	57.5	63.5
G1/2	205 00 353	58.5	64.5
NPT1/4	205 00 375	56.2	62.2
NPT3/8	205 00 374	56.2	62.2
NPT1/2	205 00 355	58.5	64.5

D	Part No.	L	L (swivel)
8 mm 5/16"	205 00 356	81.5	87.5
10 mm 3/8"	205 00 357	81.5	87.5
13 mm 1/2"	205 00 358	81.5	87.5

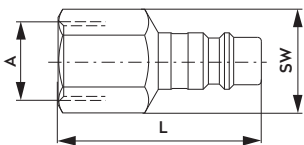
D	Part No.	L
8 X 12	205 00 360	75.8
11 X 16	205 00 361	80.8

**PLUG STECKNIPPEL**

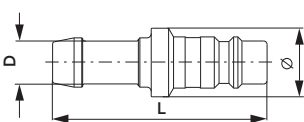
with male thread



with female thread



with hose tail



A	Part No.	L	SW
G1/4	255 00 023	31.0	14
G3/8	255 00 024	31.0	19
NPT1/4	255 00 275	28.7	14
NPT3/8	255 00 177	28.7	19

A	Part No.	L	SW
G1/4	255 00 026	42.0	17
G3/8	255 00 027	43.0	19
NPT1/4	255 00 276	42.0	17
NPT3/8	255 00 178	43.0	19

D	Part No.	L	Ø
8 mm 5/16"	255 00 029	50.0	14
10 mm 3/8"	255 00 030	50.0	14
13 mm 1/2"	255 00 031	50.0	16

**NEW!**



ISO 4414

EN 983

Japanese Profile



EN

### Features

- Full flow, negligible loss of pressure
- Simple operation, no force required
- Compact design

DE

### Auf einen Blick

- Voller Durchgang, geringer Druckverlust
- Einfache Bedienung ohne Kraftaufwand
- Kompakte Bauform

FR

### En bref

- Passage intégral, faible perte de pression
- Maniement simple et sans efforts
- Construction compacte

NL

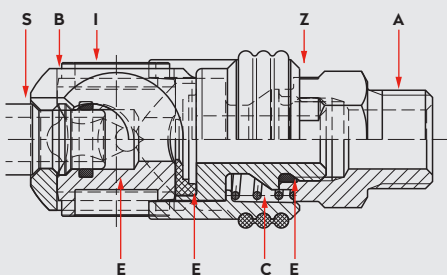
### In een oogopslag

- Volledige doorlaat, weinig drukverlies
- Eenvoudige bediening zonder krachtsinspanning
- Compact ontwerp

Operating Pressure	Betriebsdruck	Pression de service	Werkdruk
<ul style="list-style-type: none"> <li>• Up to 25 bar, Vacuum till 100 mbar</li> <li>• connection/disconnection to max. 15 bar</li> </ul>	<ul style="list-style-type: none"> <li>• Bis 25 bar, techn. Vakuum bis 100 mbar</li> <li>• ein-/auskuppeln bis max. 15 bar</li> </ul>	<ul style="list-style-type: none"> <li>• Jusqu'à 25 bar, Vide technique jusqu'à 100 mbar</li> <li>• accouplement/désaccouplement jusqu'à 15 bar max</li> </ul>	<ul style="list-style-type: none"> <li>• tot 25 bar, 100 mbar Vacuüm</li> <li>• aan- en afkoppelen tot max. 15 bar</li> </ul>

<p>-20° to + 100°C (NBR) -4° to + 212°F</p>	<p>5001079</p>	<p>295 00 515</p>
---	----------------	-------------------

### Materials, Seals



### Material Code

- A = Steel, nickel plated (for thread) aluminum (for hose tail)
- B = Steel, tenifer treated
- C = Stainless steel
- E = Nitrile elastomer (NBR)
- I = Surface hardened steel, nickel plated
- S = Surface hardened steel, galvanized
- Z = Zinc diecast, nickel plated, orange rubber coating

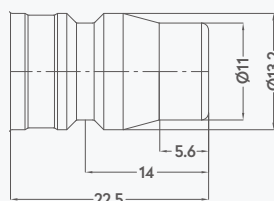
### Optional

	295 00 340
	295 00 481

### Options



### Plug Profile D



S = Surface hardened steel, galvanized

### Compatible with

TST	013
Nitto	20, 30, 40
Cejn	315
Rectus	13



tst®

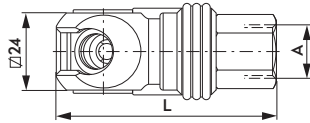
SC Series D

DN8  
3/8"

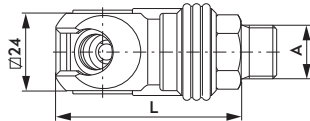


## SWING COUPLING SCHWENKUPPLUNG

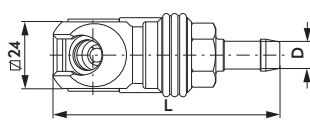
with female thread



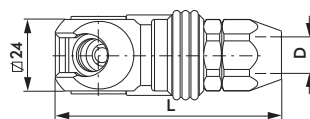
with male thread



with hose tail



with PUR compression fitting



A	Part No.	L	L (swivel)
G1/4	205 00 018	68,5	74,5
G3/8	205 00 019	68,5	74,5
G1/2	205 00 020	69,5	75,5
NPT1/4	205 00 034	68,5	74,5
NPT3/8	205 00 035	68,5	74,5
NPT1/2	205 00 036	73,5	79,5

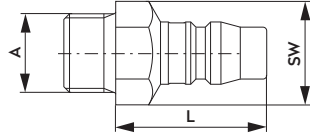
A	Part No.	L	L (swivel)
G1/4	205 00 053	57,5	63,5
G3/8	205 00 021	57,5	63,5
G1/2	205 00 022	58,5	64,5
NPT1/4	205 00 426	56,2	62,2
NPT3/8	205 00 037	56,2	62,2
NPT1/2	205 00 038	58,5	64,5

A	Part No.	L	L (swivel)
8 mm 5/16"	205 00 054	81,5	87,5
10 mm 3/8"	205 00 055	81,5	87,5
13 mm 1/2"	205 00 056	81,5	87,5

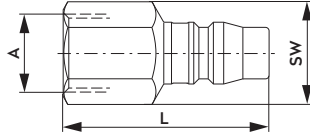
A	Part No.	L
6.5 X 10	205 00 057	72,8
8 X 12	205 00 058	75,8
11 X 16	205 00 059	80,8

## PLUG STECKNIPPEL

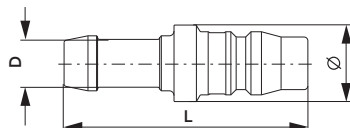
with male thread



with female thread



with hose tail



A	Part No.	L	SW
G1/4	255 00 032	32,0	14
G3/8	255 00 033	32,0	19
G1/2	255 00 034	32,0	24
NPT1/4	255 00 058	28,7	14
NPT3/8	255 00 059	28,7	19
NPT1/2	255 00 060	33,0	24

A	Part No.	L	SW
G1/4	255 00 035	43,0	17
G3/8	255 00 036	44,0	19
G1/2	255 00 037	48,5	27
NPT1/4	255 00 061	43,0	17
NPT3/8	255 00 062	44,0	19
NPT1/2	255 00 063	49,0	27

D	Part No.	L	$\varnothing$
8 mm 5/16"	255 00 038	51,0	14
10 mm 3/8"	255 00 039	51,0	14
13 mm 1/2"	255 00 040	51,0	16

# SC Series DL

# DN8

3/8"

**NEW!**



ISO 4414

EN 983

Japanese Profile



**Not suitable for knocking, pulsating and vibrating compressed air tools**

EN

### Features

- Full flow, negligible loss of pressure
- Simple operation, no force required
- Compact design
- Light weight 75 g

DE

### Auf einen Blick

- Voller Durchgang, geringer Druckverlust
- Einfache Bedienung ohne Kraftaufwand
- Kompakte Bauform
- Geringes Gewicht 75 g

FR

### En bref

- Passage intégral, faible perte de pression
- Maniement simple et sans efforts
- Construction compacte
- Léger 75 g

NL

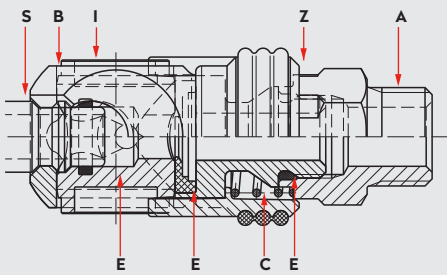
### In een oogopslag

- Volledige doorlaat, weinig drukverlies
- Eenvoudige bediening, zonder krachtsinspanning
- Compact ontwerp
- Weegt weinig 75 g

Operating Pressure	Betriebsdruck	Pression de service	Werkdruk
<ul style="list-style-type: none"> <li>• Up to 25 bar, Vacuum till 100 mbar</li> <li>• connection/disconnection to max. 15 bar</li> </ul>	<ul style="list-style-type: none"> <li>• Bis 25 bar, techn. Vakuum bis 100 mbar</li> <li>• ein-/auskuppeln bis max. 15 bar</li> </ul>	<ul style="list-style-type: none"> <li>• Jusqu'à 25 bar, Vide technique jusqu'à 100 mbar</li> <li>• accouplement/désaccouplement jusqu'à 15 bar max</li> </ul>	<ul style="list-style-type: none"> <li>• tot 25 bar, 100 mbar Vacuum</li> <li>• aan- en afkoppelen tot max. 15 bar</li> </ul>

	-20° to +100°C (NBR) -4° to +212°F		5001079		295 00 515
--	---------------------------------------	--	---------	--	------------

### Materials, Seals



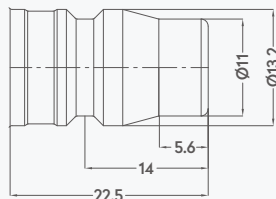
### Material Code

- A = Aluminum
- B = Aluminum
- C = Stainless steel
- E = Nitrile elastomer (NBR)
- I = Aluminum
- S = Surface hardened steel, galvanized
- Z = Zinc diecast, nickel plated, orange rubber coating

### Options



### Plug Profile DL



**S = Surface hardened steel, galvanized**

### Compatible with

TST	013
Nitto	20, 30, 40
Cejn	315
Rectus	13



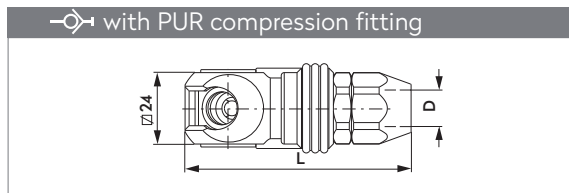
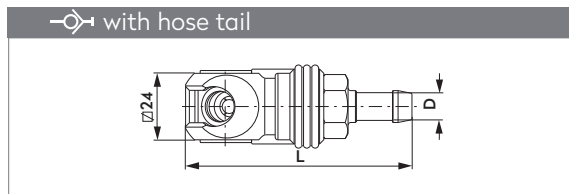
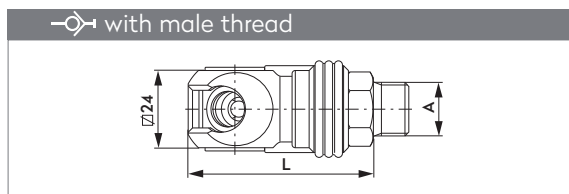
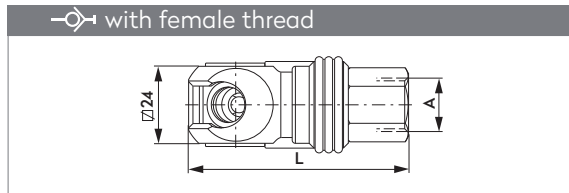
tst®

SC Series DL

**DN8**  
3/8"



**SWING COUPLING SCHWENKUPPLUNG**



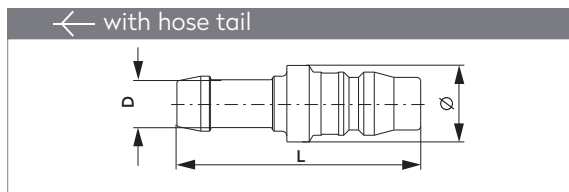
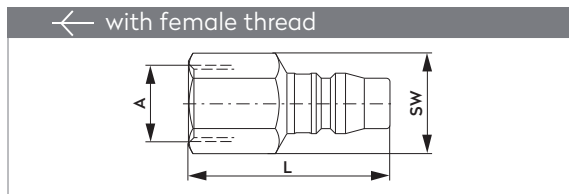
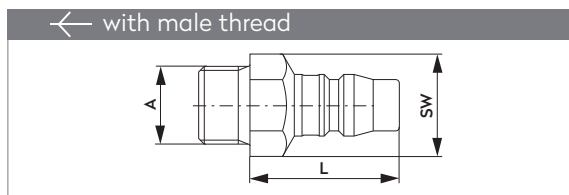
A	Part No.	L	L (swivel)
G1/4	205 00 060	68.0	74.5
G3/8	205 00 061	68.0	74.5
G1/2	205 00 062	69.0	75.5
NPT1/4	205 00 072	68.0	74.5
NPT3/8	205 00 073	68.0	74.5
NPT1/2	205 00 074	73.0	79.5

A	Part No.	L	L (swivel)
G1/4	205 00 063	57.0	63.5
G3/8	205 00 064	57.0	63.5
G1/2	205 00 065	58.0	64.5
NPT1/4	205 00 427	55.7	62.2
NPT3/8	205 00 075	55.7	62.2
NPT1/2	205 00 076	58.0	64.5

D	Part No.	L	L (swivel)
8 mm 5/16"	205 00 077	81.0	87.5
10 mm 3/8"	205 00 078	81.0	87.5
13 mm 1/2"	205 00 079	81.0	87.5

D	Part No.	L
8 X 12	205 00 081	75.3
11 X 16	205 00 082	80.3

**PLUG STECKNIPPEL**



A	Part No.	L	SW
G1/4	255 00 032	32.0	14
G3/8	255 00 033	32.0	19
G1/2	255 00 034	32.0	24
NPT1/4	255 00 058	28.7	14
NPT3/8	255 00 059	28.7	19
NPT1/2	255 00 060	33.0	24

A	Part No.	L	SW
G1/4	255 00 035	43.0	17
G3/8	255 00 036	44.0	19
G1/2	255 00 037	48.5	27
NPT1/4	255 00 061	43.0	17
NPT3/8	255 00 062	44.0	19
NPT1/2	255 00 063	49.0	27

D	Part No.	L	$\varnothing$
8 mm 5/16"	255 00 038	51.0	14
10 mm 3/8"	255 00 039	51.0	14
13 mm 1/2"	255 00 040	51.0	16

**NEW!**



ISO 4414	EN 983
US: MIL-C-4109	
ISO 6150-B-15	
AFNOR: B-15 NF E 49-053	



EN

### Features

- Full flow, negligible loss of pressure
- Simple operation, no force required
- Compact design

DE

### Auf einen Blick

- Voller Durchgang, geringer Druckverlust
- Einfache Bedienung ohne Kraftaufwand
- Kompakte Bauform

FR

### En bref

- Passage intégral, faible perte de pression
- Maniement simple et sans efforts
- Construction compacte

NL

### In een oogopslag

- Volledige doorlaat, weinig drukverlies
- Eenvoudige bediening zonder krachtsinspanning
- Compact ontwerp

Operating Pressure	Betriebsdruck	Pression de service	Werkdruk
<ul style="list-style-type: none"> <li>• Up to 25 bar, Vacuum till 100 mbar</li> <li>• connection/disconnection to max. 15 bar</li> </ul>	<ul style="list-style-type: none"> <li>• Bis 25 bar, techn. Vakuum bis 100 mbar</li> <li>• ein-/auskuppeln bis max. 15 bar</li> </ul>	<ul style="list-style-type: none"> <li>• Jusqu'à 25 bar, Vide technique jusqu'à 100 mbar</li> <li>• accouplement/désaccouplement jusqu'à 15 bar max</li> </ul>	<ul style="list-style-type: none"> <li>• tot 25 bar, 100 mbar Vacuum</li> <li>• aan- en afkoppelen tot max. 15 bar</li> </ul>

<p>-20° to +100°C (NBR) -4° to +212°F</p>	<p>5001079</p>	<p>295 00 515</p>
---	----------------	-------------------

Materials, Seals	Material Code	Optional				
	<p>A = Steel, nickel plated (for thread) aluminum (for hose tail)</p> <p>B = Steel, tenifer treated</p> <p>C = Stainless steel</p> <p>E = Nitrile elastomer (NBR)</p> <p>I = Surface hardened steel, nickel plated</p> <p>S = Surface hardened steel, galvanized</p> <p>Z = Zinc diecast, nickel plated, orange rubber coating</p>	<table border="1"> <tr> <td></td> <td>295 00 340</td> </tr> <tr> <td></td> <td>295 00 481</td> </tr> </table>		295 00 340		295 00 481
	295 00 340					
	295 00 481					

Options	Plug Profile E	Compatible with														
<p>FPM</p> <p>EPDM</p> <p>Swivel <b>NEW</b></p> <p>AISI303 <b>NEW</b> Stainless Steel</p>	<p>S = Surface hardened steel, galvanized</p>	<table border="1"> <tr> <td>TST</td> <td>030</td> </tr> <tr> <td>Industrial Interchange</td> <td>3/8"</td> </tr> <tr> <td>AMFLO</td> <td>C26</td> </tr> <tr> <td>Cejn</td> <td>430</td> </tr> <tr> <td>Hansen</td> <td>440</td> </tr> <tr> <td>Foster</td> <td>4404</td> </tr> <tr> <td>Parker</td> <td>25F</td> </tr> </table>	TST	030	Industrial Interchange	3/8"	AMFLO	C26	Cejn	430	Hansen	440	Foster	4404	Parker	25F
TST	030															
Industrial Interchange	3/8"															
AMFLO	C26															
Cejn	430															
Hansen	440															
Foster	4404															
Parker	25F															





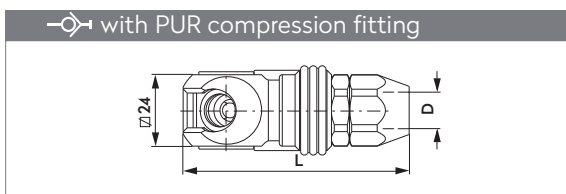
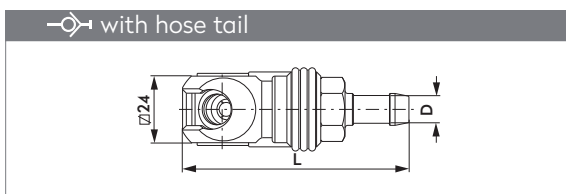
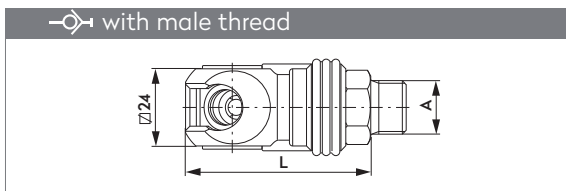
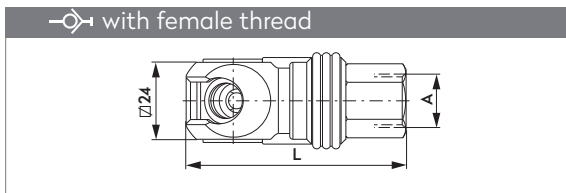
tst®

SC Series E

DN8  
3/8"



**SWING COUPLING SCHWENKKUPPLUNG**



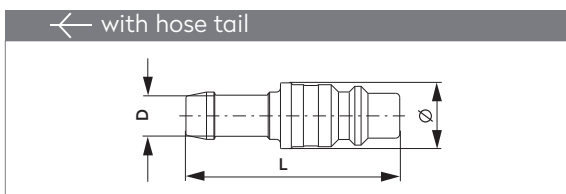
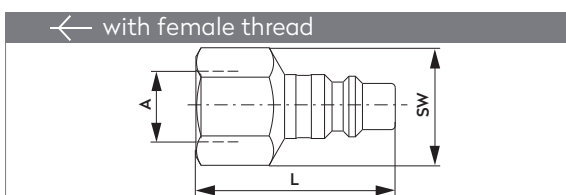
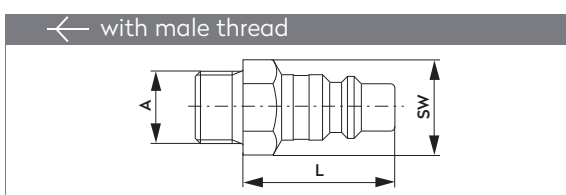
A	Part No.	L	L (swivel)
G1/4	205 00 023	68.5	74.5
G3/8	205 00 024	68.5	74.5
G1/2	205 00 025	69.5	75.5
NPT1/4	205 00 052	68.5	74.5
NPT3/8	205 00 026	68.5	74.5
NPT1/2	205 00 027	73.5	79.5

A	Part No.	L	L (swivel)
G1/4	205 00 028	57.5	63.5
G3/8	205 00 029	57.5	63.5
G1/2	205 00 045	58.5	64.5
NPT1/4	205 00 214	56.2	62.2
NPT3/8	205 00 030	56.2	62.2
NPT1/2	205 00 031	58.5	64.5

D	Part No.	L	L (swivel)
8 mm 5/16"	205 00 083	81.5	87.5
10 mm 3/8"	205 00 084	81.5	87.5
13 mm 1/2"	205 00 085	81.5	87.5

D	Part No.	L
8 X 12	205 00 087	75.8
11 X 16	205 00 088	80.8

**PLUG STECKNIPPEL**



A	Part No.	L	SW
G1/4	255 00 041	35.0	17
G3/8	255 00 042	35.0	19
NPT1/4	255 00 236	31.7	17
NPT3/8	255 00 044	31.7	19
NPT1/2	255 00 045	36.0	24

A	Part No.	L	SW
G1/4	255 00 046	46.0	17
G3/8	255 00 047	47.0	24
NPT1/4	255 00 237	46.0	17
NPT3/8	255 00 049	47.0	24
NPT1/2	255 00 050	52.0	27

D	Part No.	L	$\varnothing$
8 mm 5/16"	255 00 051	52.0	16
10 mm 3/8"	255 00 052	52.0	16
13 mm 1/2"	255 00 053	52.0	16

**NEW!**



ISO 4414 | EN 983

ISO 6150-C-14

AFNOR: C-14 NF E 49-053



EN

### Features

- Full flow, negligible loss of pressure
- Simple operation, no force required
- Compact design

DE

### Auf einen Blick

- Voller Durchgang, geringer Druckverlust
- Einfache Bedienung ohne Kraftaufwand
- Kompakte Bauform

FR

### En bref

- Passage intégral, faible perte de pression
- Maniement simple et sans efforts
- Construction compacte

NL

### In een oogopslag

- Volledige doorlaat, weinig drukverlies
- Eenvoudige bediening zonder krachtsinspanning
- Compact ontwerp

Operating Pressure	Betriebsdruck	Pression de service	Werkdruk
<ul style="list-style-type: none"> <li>• Up to 25 bar, Vacuum till 100 mbar</li> <li>• connection/disconnection to max. 15 bar</li> </ul>	<ul style="list-style-type: none"> <li>• Bis 25 bar, techn. Vakuum bis 100 mbar</li> <li>• ein-/auskuppeln bis max. 15 bar</li> </ul>	<ul style="list-style-type: none"> <li>• Jusqu'à 25 bar, Vide technique jusqu'à 100 mbar</li> <li>• accouplement/désaccouplement jusqu'à 15 bar max</li> </ul>	<ul style="list-style-type: none"> <li>• tot 25 bar, 100 mbar Vacuum</li> <li>• aan- en afkoppelen tot max. 15 bar</li> </ul>



-20° to + 100°C (NBR)  
-4° to + 212°F

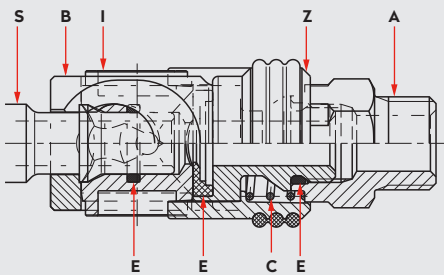


5001079



295 00 515

### Materials, Seals



### Material Code

- A = Steel, nickel plated (for thread) aluminum (for hose tail)
- B = Steel, tenifer treated
- C = Stainless steel
- E = Nitrile elastomer (NBR)
- I = Surface hardened steel, nickel plated
- S = Steel, tenifer treated
- Z = Zinc diecast, nickel plated, orange rubber coating

### Optional



295 00 340

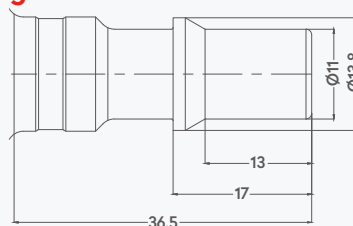


295 00 481

### Options



### Plug Profile E1



S = Steel, tenifer treated

### Compatible with

TST 107.08  
TST SV - DN 8



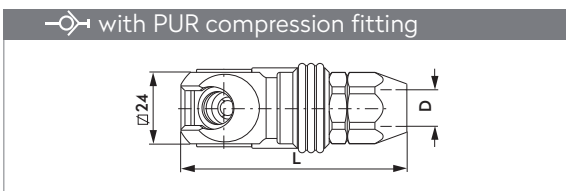
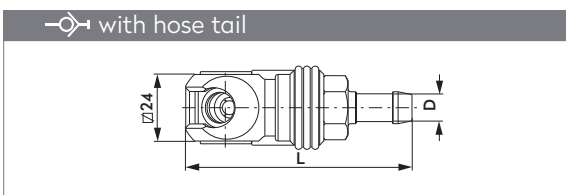
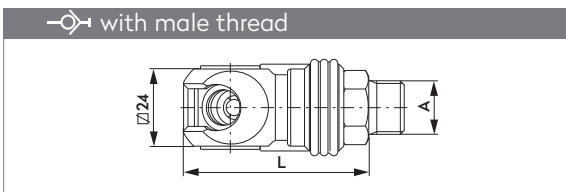
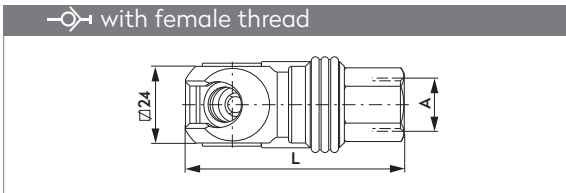
tst®

SC Series E1

DN8  
3/8"



**SWING COUPLING SCHWENKKUPPLUNG**



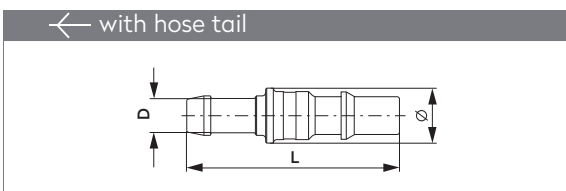
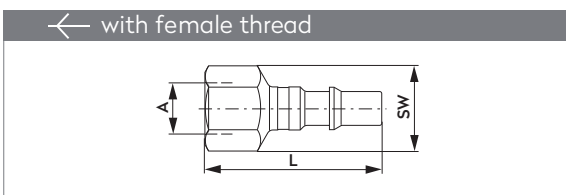
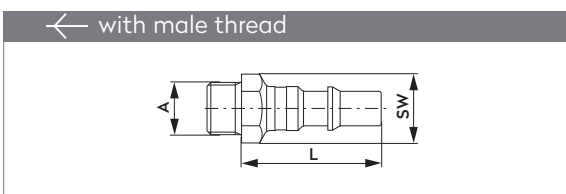
A	Part No.	L	L (swivel)
G1/4	205 00 115	69.5	74.5
G3/8	205 00 116	69.5	74.5
G1/2	205 00 117	70.5	75.5
NPT1/4	205 00 118	69.5	74.5
NPT3/8	205 00 119	69.5	74.5
NPT1/2	205 00 120	74.5	79.5

A	Part No.	L	L (swivel)
G1/4	205 00 121	58.5	63.5
G3/8	205 00 122	58.5	63.5
G1/2	205 00 123	59.5	64.5
NPT1/4	205 00 383	57.2	62.2
NPT3/8	205 00 124	57.2	62.2
NPT1/2	205 00 125	59.5	64.5

A	Part No.	L	L (swivel)
8 mm 5/16"	205 00 126	82.5	87.5
10 mm 3/8"	205 00 127	82.5	87.5
13 mm 1/2"	205 00 128	82.5	87.5

A	Part No.	L
8 X 12	205 00 130	76.8
11 X 16	205 00 131	81.8

**PLUG STECKNIPPEL**



A	Part No.	L	SW
G1/4	255 00 101	44.5	17
G3/8	255 00 102	44.5	19
NPT1/4	255 00 090	44.7	17
NPT3/8	255 00 089	44.7	19

A	Part No.	L	SW
G1/4	255 00 103	55.5	17
G3/8	255 00 105	57.5	24
NPT1/4	255 00 104	56.5	17
NPT3/8	255 00 106	57.5	24

D	Part No.	L	$\varnothing$
8 mm 5/16"	255 00 107	62.0	14
10 mm 3/8"	255 00 108	62.0	14
13 mm 1/2"	255 00 109	62.0	16
16 mm 5/8"	255 00 110	62.0	22

# SC Series M

# DN8

3/8"

**NEW!**



EN 139

EN 270



EN

### Features

- Coupling for breathing air apparatus
- BBG approved
- Full flow, negligible loss of pressure
- Simple operation, no force required

DE

### Auf einen Blick

- Schlauchkupplung für Atemluftgeräte
- BBG geprüft
- Voller Durchgang, geringer Druckverlust
- Einfache Bedienung ohne Kraftaufwand

FR

### En bref

- Coupleur pour des équipements d'air respirable
- Vérifié par le BBG
- Passage intégral, faible perte de pression
- Maniement simple et sans efforts

NL

### In een oogopslag

- Slangkoppeling voor ademluchtapparatuur
- Goedgekeurd door het BBG
- Volledige doorlaat, weinig drukverlies
- Eenvoudige bediening, zonder krachtsinspanning

Operating Pressure	Betriebsdruck	Pression de service	Werkdruk
<ul style="list-style-type: none"> <li>• Up to 25 bar, Vacuum till 100 mbar</li> <li>• connection/disconnection to max. 15 bar</li> </ul>	<ul style="list-style-type: none"> <li>• Bis 25 bar, techn. Vakuum bis 100 mbar</li> <li>• ein-/auskuppeln bis max. 15 bar</li> </ul>	<ul style="list-style-type: none"> <li>• Jusqu'à 25 bar, Vide technique jusqu'à 100 mbar</li> <li>• accouplement/désaccouplement jusqu'à 15 bar max</li> </ul>	<ul style="list-style-type: none"> <li>• tot 25 bar, 100 mbar Vacuum</li> <li>• aan- en afkoppelen tot max. 15 bar</li> </ul>

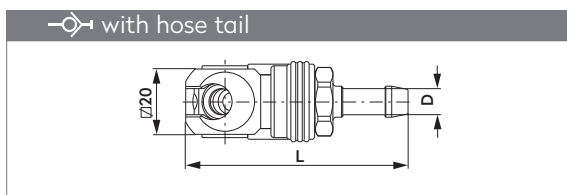
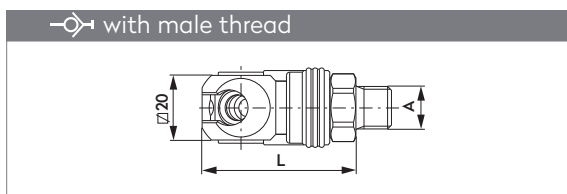
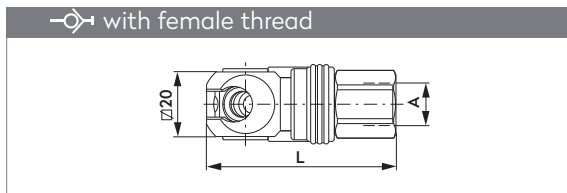
<p>-20° to +100°C (NBR) -4° to +212°F</p>	<p>5005661</p>	<p>295 00 003</p>
---	----------------	-------------------

Materials, Seals	Material Code	Optional
	<p>A = Brass, Chrome plated (for thread) Aluminum (for hose tail)</p> <p>B = Brass, Chrome plated</p> <p>C = Stainless steel, 1.4310</p> <p>E = Nitrile elastomer (NBR)</p> <p>I = Brass, chrome plated</p> <p>S = Brass, chrome plated</p> <p>T = Zinc diecast, nickel plated</p>	<p>295 00 385</p> <p>295 00 480</p>

Options	Plug Profile M	Compatible with
<p>FPM</p> <p>EPDM</p> <p>Swivel <b>NEW</b></p> <p>AISI303 <b>NEW</b> Stainless Steel</p>	<p>S = Brass, chrome plated</p>	<p>TST 095, 096</p> <p>Cejn 344, *342</p> <p>Rectus 95 KS, *96 KS</p> <p>* Coupling only</p>



## SWING COUPLING SCHWENKKUPPLUNG

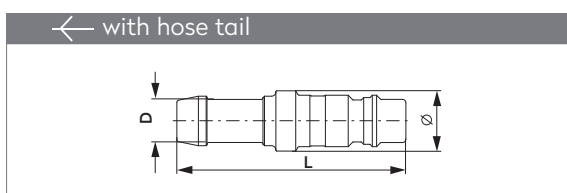
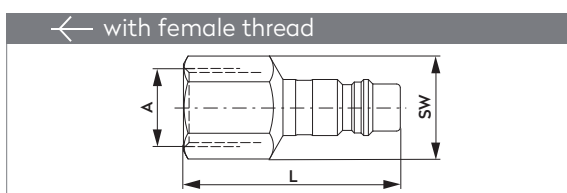
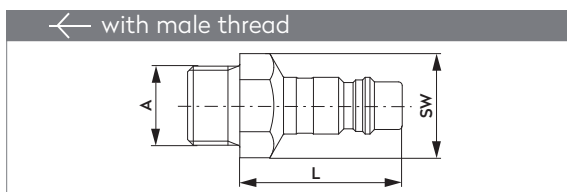


A	Part No.	L	L (swivel)
G1/4	205 00 738	56.1	74.5
G3/8	205 00 691	57.6	74.5
NPT1/4	205 00 696	56.1	75.5
NPT3/8	205 00 697	58.6	74.5

A	Part No.	L	L (swivel)
G1/4	205 00 739	47.6	63.5
G3/8	205 00 717	47.6	63.5
NPT1/4	205 00 740	48.8	64.5
NPT3/8	205 00 699	48.8	62.2

D	Part No.	L	L (swivel)
6 mm 1/4"	205 00 741	68.1	87.5
8 mm 5/16"	205 00 671	68.1	87.5
10 mm 3/8"	205 00 698	68.1	87.5
13 mm 1/2"	205 00 742	68.1	87.5

## PLUG STECKNIPPEL



A	Part No.	L	SW
G1/4	255 00 420	34.2	14
G3/8	255 00 421	34.2	19
G1/2	255 00 422	35.2	24
NPT1/4	255 00 433	31.9	14
NPT3/8	255 00 434	31.9	19

A	Part No.	L	SW
G1/4	255 00 423	45.2	17
G3/8	255 00 424	46.2	19
G1/2	255 00 425	51.2	27
NPT1/4	255 00 435	45.2	17
NPT3/8	255 00 430	46.2	19

D	Part No.	L	$\varnothing$
6 mm 1/4"	255 00 426	53.2	14
8 mm 5/16"	255 00 418	53.2	14
10 mm 3/8"	255 00 427	53.2	14
13 mm 1/2"	255 00 428	53.2	16

**NEW!**



ISO 4414

EN 983



EN

### Features

- Full flow, negligible loss of pressure
- Simple operation, no force required
- Compact design

DE

### Auf einen Blick

- Voller Durchgang, geringer Druckverlust
- Einfache Bedienung ohne Kraftaufwand
- Kompakte Bauform

FR

### En bref

- Passage intégral, faible perte de pression
- Maniement simple et sans efforts
- Construction compacte

NL

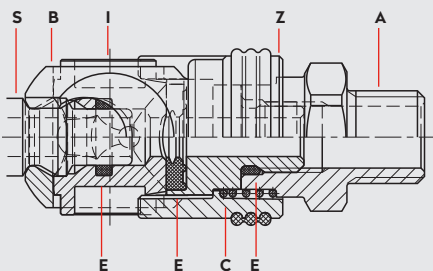
### In een oogopslag

- Volledige doorlaat, weinig drukverlies
- Eenvoudige bediening zonder krachtsinspanning
- Compact ontwerp

Operating Pressure	Betriebsdruck	Pression de service	Werkdruk
<ul style="list-style-type: none"> <li>• Up to 25 bar, Vacuum till 100 mbar</li> <li>• connection/disconnection to max. 15 bar</li> </ul>	<ul style="list-style-type: none"> <li>• Bis 25 bar, techn. Vakuum bis 100 mbar</li> <li>• ein-/auskuppeln bis max. 15 bar</li> </ul>	<ul style="list-style-type: none"> <li>• Jusqu'à 25 bar, Vide technique jusqu'à 100 mbar</li> <li>• accouplement/désaccouplement jusqu'à 15 bar max</li> </ul>	<ul style="list-style-type: none"> <li>• tot 25 bar, 100 mbar Vacuum</li> <li>• aan- en afkoppelen tot max. 15 bar</li> </ul>

<p>-20° to +100°C (NBR) -4° to +212°F</p>	<p>OM200-01100</p>	<p>295 00 515</p>
---	--------------------	-------------------

### Materials, Seals



### Material Code

- A = Steel, nickel plated / aluminum
- B = Steel, tenifer treated
- C = Stainless steel
- E = Nitrile elastomer (NBR)
- I = Surface hardened steel, nickel plated
- S = Surface hardened steel, galvanized
- Z = Zinc diecast, nickel plated, orange rubber coating

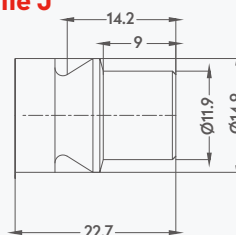
### Optional

	295 00 340
	295 00 481

### Options



### Plug Profile J



S = Surface hardened steel, galvanized

### Compatible with

TST	040
ARO	310
Orion	44530
Rectus	40





tst®

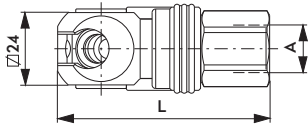
SC Series J

DN8  
3/8"

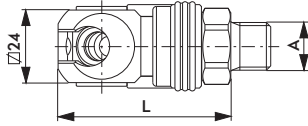


**SWING COUPLING SCHWENKKUPPLUNG**

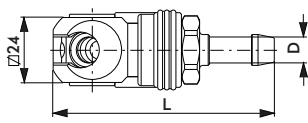
with female thread



with male thread



with hose tail



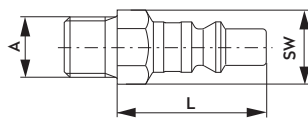
A	Part No.	L	L (swivel)
G3/8	205 00 871	68.5	78.0
G1/2	205 00 872	69.5	79.0

A	Part No.	L	L (swivel)
G1/2	205 00 873	58.5	68.0

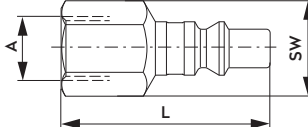
D	Part No.	L	L (swivel)
10 mm 3/8"	205 00 874	81.5	91.0
13 mm 1/2"	205 00 875	81.5	91.0

**PLUG STECKNIPPEL**

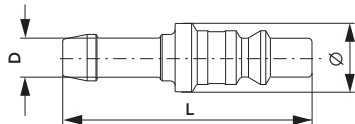
with male thread



with female thread



with hose tail



A	Part No.	L	SW
G1/4	255 00 455	37.0	16
G3/8	255 00 456	37.0	17
G1/2	255 00 457	40.0	22

A	Part No.	L	SW
G1/4	255 00 452	37.0	16
G3/8	255 00 453	39.0	21
G1/2	255 00 454	42.0	24

D	Part No.	L	Ø
8 mm 5/16"	255 00 458	56.0	15.7
10 mm 3/8"	255 00 459	56.0	15.7
13 mm 1/2"	255 00 460	56.0	15.7
16 mm 5/8"	255 00 461	56.0	20

ISO 4414 EN 983  
 ISO 6150-C-17  
 AFNOR: C-17 NF E 49-053



EN

### Features

- Full flow, negligible loss of pressure
- Simple operation, no force required
- Compact design

DE

### Auf einen Blick

- Voller Durchgang, geringer Druckverlust
- Einfache Bedienung ohne Kraftaufwand
- Kompakte Bauform

FR

### En bref

- Passage intégral, faible perte de pression
- Maniement simple et sans efforts
- Construction compacte

NL

### In een oogopslag

- Volledige doorlaat, weinig drukverlies
- Eenvoudige bediening, zonder krachtsinspanning
- Compact ontwerp

Operating Pressure	Betriebsdruck	Pression de service	Werkdruk
<ul style="list-style-type: none"> <li>• Up to 25 bar, Vacuum till 100 mbar</li> <li>• connection/disconnection to max. 15 bar</li> </ul>	<ul style="list-style-type: none"> <li>• Bis 25 bar, techn. Vakuum bis 100 mbar</li> <li>• ein-/auskuppeln bis max. 15 bar</li> </ul>	<ul style="list-style-type: none"> <li>• Jusqu'à 25 bar, Vide technique jusqu'à 100 mbar</li> <li>• accouplement/désaccouplement jusqu'à 15 bar max</li> </ul>	<ul style="list-style-type: none"> <li>• tot 25 bar, 100 mbar Vacuüm</li> <li>• aan- en afkoppelen tot max. 15 bar</li> </ul>

<p>-20° to +100°C (NBR) -4° to +212°F</p>	<p>OM178-01560 05003602</p>	<p>295 00 094</p>
---	---------------------------------	-------------------

Materials, Seals	Material Code	Optional
	<p>A = Steel, nickel plated (for thread) aluminum (for hose tail)                      B = Steel, tenifer treated                      C = Stainless steel                      E = Nitrile elastomer (NBR)                      I = Surface hardened steel, nickel plated                      S = Steel, tenifer treated                      Z = Zinc diecast, nickel plated, orange rubber coating</p>	<p>295 00 531</p> <p>295 00 482</p>

Options	Plug Profile G	Compatible with
<p>FPM EPDM</p>	<p>S = Steel, tenifer treated</p>	<p>TST 107.11                      TST SV - DN 11</p>



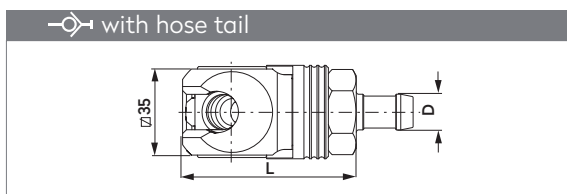
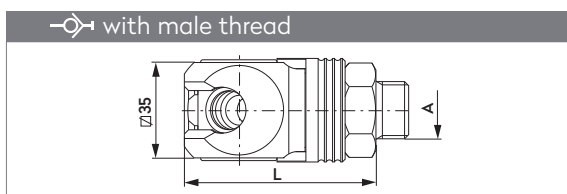
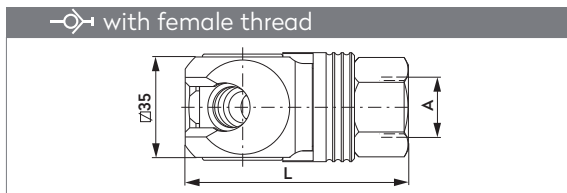
tst®

SC Series G

DN11 1/2"



**SWING COUPLING SCHWENKKUPPLUNG**

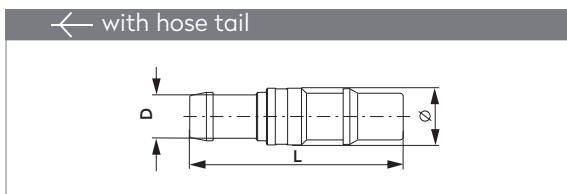
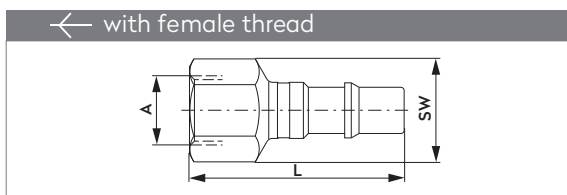
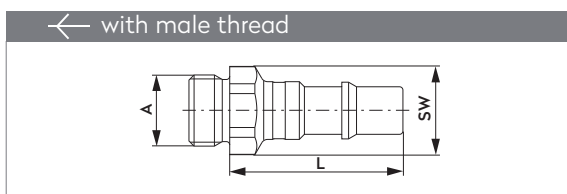


A	Part No.	L
G3/8	205 00 132	73.8
G1/2	205 00 133	77.8
G3/4	205 00 134	80.3
NPT3/8	205 00 138	78.8
NPT1/2	205 00 139	82.3
NPT3/4	205 00 140	83.3

A	Part No.	L
G3/8	205 00 135	70.3
G1/2	205 00 136	70.3
G3/4	205 00 137	70.3
NPT3/8	205 00 141	70.3
NPT1/2	205 00 142	70.3
NPT3/4	205 00 143	70.3

D	Part No.	L
13 mm 1/2"	205 00 737	93.3

**PLUG STECKNIPPEL**



A	Part No.	L	SW
G3/8	255 00 131	51.0	24
G1/2	255 00 132	51.0	24
G3/4	255 00 133	51.0	27
NPT3/8	255 00 137	51.0	24
NPT1/2	255 00 138	51.0	24
NPT3/4	255 00 139	51.0	27

A	Part No.	L	SW
G3/8	255 00 128	65.0	24
G1/2	255 00 129	65.0	24
G3/4	255 00 130	69.0	32
NPT3/8	255 00 134	65.0	24
NPT1/2	255 00 135	67.0	27
NPT3/4	255 00 136	69.0	32

D	Part No.	L	$\varnothing$
10 mm 3/8"	255 00 140	64.0	17
13 mm 1/2"	255 00 141	64.0	17
16 mm 5/8"	255 00 142	66.0	22

ISO 4414	EN 983
US: MIL-C-4109	
ISO 6150-B-17	
AFNOR: C-17 NF E 49-053	



EN

### Features

- Full flow, negligible loss of pressure
- Simple operation, no force required
- Compact design

DE

### Auf einen Blick

- Voller Durchgang, geringer Druckverlust
- Einfache Bedienung ohne Kraftaufwand
- Kompakte Bauform

FR

### En bref

- Passage intégral, faible perte de pression
- Maniement simple et sans efforts
- Construction compacte

NL

### In een oogopslag

- Volledige doorlaat, weinig drukverlies
- Eenvoudige bediening, zonder krachtsinspanning
- Compact ontwerp

Operating Pressure	Betriebsdruck	Pression de service	Werkdruk
<ul style="list-style-type: none"> <li>• Up to 25 bar, Vacuum till 100 mbar</li> <li>• connection/disconnection to max. 15 bar</li> </ul>	<ul style="list-style-type: none"> <li>• Bis 25 bar, techn. Vakuum bis 100 mbar</li> <li>• ein-/auskuppeln bis max. 15 bar</li> </ul>	<ul style="list-style-type: none"> <li>• Jusqu'à 25 bar, Vide technique jusqu'à 100 mbar</li> <li>• accouplement/désaccouplement jusqu'à 15 bar max</li> </ul>	<ul style="list-style-type: none"> <li>• tot 25 bar, 100 mbar Vacuüm</li> <li>• aan- en afkoppelen tot max. 15 bar</li> </ul>

<p>-20° to +100°C (NBR) -4° to +212°F</p>	<p>OM178-01560 05003602</p>	<p>295 00 094</p>
---	---------------------------------	-------------------

Materials, Seals	Material Code	Optional				
	<p>A = Steel, nickel plated (for thread) aluminum (for hose tail)</p> <p>B = Steel, tenifer treated</p> <p>C = Stainless steel</p> <p>E = Nitrile elastomer (NBR)</p> <p>I = Surface hardened steel, nickel plated</p> <p>S = Surface hardened steel, galvanized</p> <p>Z = Zinc diecast, nickel plated, orange rubber coating</p>	<table border="1"> <tr> <td></td> <td>295 00 531</td> </tr> <tr> <td></td> <td>295 00 482</td> </tr> </table>		295 00 531		295 00 482
	295 00 531					
	295 00 482					

Options	Plug Profile H	Compatible with												
<p>FPM</p> <p>EPDM</p>	<p>S = Surface hardened steel, galvanized</p>	<table border="1"> <tr> <td>TST</td> <td>037</td> </tr> <tr> <td>Industrial Interchange</td> <td>1/2"</td> </tr> <tr> <td>AMFLO</td> <td>C10</td> </tr> <tr> <td>Hansen</td> <td>520</td> </tr> <tr> <td>Foster</td> <td>5205</td> </tr> <tr> <td>Parker</td> <td>17</td> </tr> </table>	TST	037	Industrial Interchange	1/2"	AMFLO	C10	Hansen	520	Foster	5205	Parker	17
TST	037													
Industrial Interchange	1/2"													
AMFLO	C10													
Hansen	520													
Foster	5205													
Parker	17													



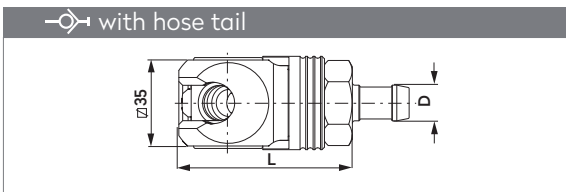
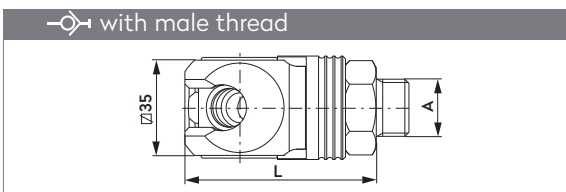
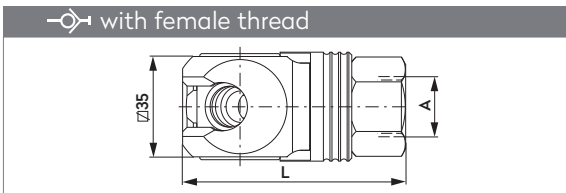
tst®

SC Series H

DN11  
1/2"



**SWING COUPLING SCHWENKKUPPLUNG**

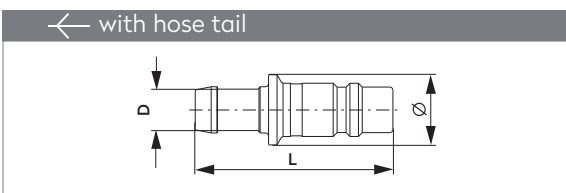
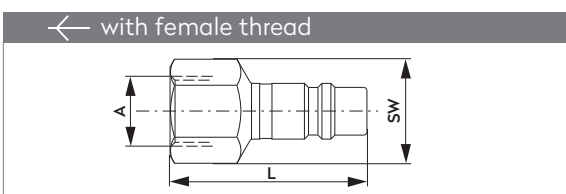
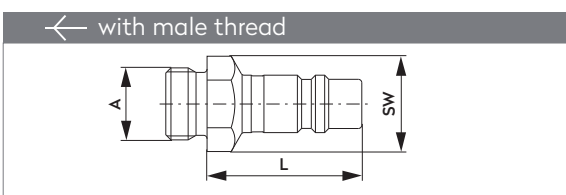


A	Part No.	L
G3/8	205 00 103	73.8
G1/2	205 00 104	77.8
G3/4	205 00 105	80.3
NPT3/8	205 00 109	78.8
NPT1/2	205 00 110	82.3
NPT3/4	205 00 111	83.3

A	Part No.	L
G3/8	205 00 106	70.3
G1/2	205 00 107	70.3
G3/4	205 00 108	70.3
NPT3/8	205 00 112	70.3
NPT1/2	205 00 113	70.3
NPT3/4	205 00 114	70.3

D	Part No.	L
13 mm 1/2"	205 00 712	93.3

**PLUG STECKNIPPEL**



A	Part No.	L	SW
G3/8	255 00 074	45.0	19
G1/2	255 00 075	45.0	24
G3/4	255 00 290	45.0	27
NPT3/8	255 00 277	44.7	19
NPT1/2	255 00 278	44.0	24
NPT3/4	255 00 291	45.0	27

A	Part No.	L	SW
G3/8	255 00 076	59.0	19
G1/2	255 00 077	59.0	27
G3/4	255 00 078	63.0	32
NPT3/8	255 00 279	59.0	19
NPT1/2	255 00 280	61.0	27
NPT3/4	255 00 292	63.0	32

D	Part No.	L	$\varnothing$
10 mm 3/8"	255 00 079	64.0	22
13 mm 1/2"	255 00 080	62.0	22
16 mm 5/8"	255 00 081	64.0	22



ISO 4414	EN 983
US: MIL-C-4109	
ISO 6150-B-17	
AFNOR: C-17 NF E 49-053	

**EN Features**

- Full flow, negligible loss of pressure
- Simple operation, no force required
- Easy grip release ring
- Corrosion and ozone proof

**DE Auf einen Blick**

- Voller Durchgang, geringer Druckverlust
- Einfache Bedienung ohne Kraftaufwand
- Griffiger Auslösering
- Korrosions und ozonbeständig


**FR En bref**


- Passage intégral, faible perte de pression
- Maniement simple et sans efforts
- Bague de déclenchement
- Résistant à la corrosion et à l'ozone


**NL In een oogopslag**

- Volledige doorlaat, weinig drukverlies
- Eenvoudige bediening, zonder krachtsinspanning
- Ontkoppeling
- Bestand tegen corrosie en ozon

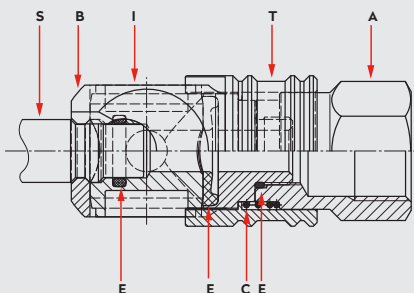
Operating Pressure	Betriebsdruck	Pression de service	Werkdruk
<ul style="list-style-type: none"> <li>• Up to 25 bar, Vacuum till 100 mbar</li> <li>• connection/disconnection to max. 15 bar</li> </ul>	<ul style="list-style-type: none"> <li>• Bis 25 bar, techn. Vakuum bis 100 mbar</li> <li>• ein-/auskuppeln bis max. 15 bar</li> </ul>	<ul style="list-style-type: none"> <li>• Jusqu'à 25 bar, Vide technique jusqu'à 100 mbar</li> <li>• accouplement/désaccouplement jusqu'à 15 bar max</li> </ul>	<ul style="list-style-type: none"> <li>• tot 25 bar, 100 mbar Vacuum</li> <li>• aan- en afkoppelen tot max. 15 bar</li> </ul>

 -15° to + 200°C (FPM)  
+5° to + 392°F

 5004875  
5004725

 295 00 095


**Materials, Seals**




**Material Code**

- A = Brass, nickel plated
- B = Brass, nickel plated
- C = Stainless steel, 1.4310
- E = FPM
- I = Aluminum
- S = Stainless steel, 1.4305
- T = Brass, nickel plated

**Optional**

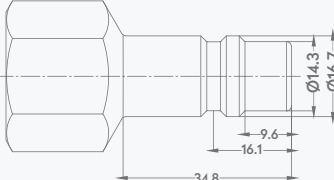
 295 00 531

 295 00 482

**Options**

**NBR** **EPDM**


**Plug Profile HB**



**S = Stainless steel, 1.4305**

**Compatible with**

TST	037
Industrial Interchange	1/2"
AMFLO	C10
Hansen	520
Foster	5205
Parker	17



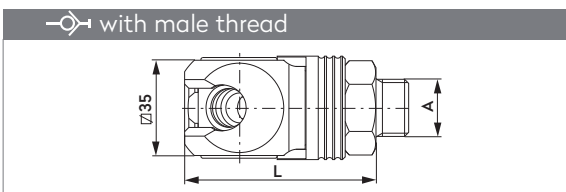
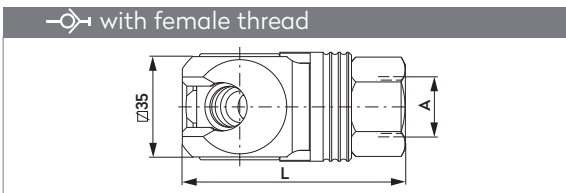
tst®

SC Series HB

DN11  
1/2"



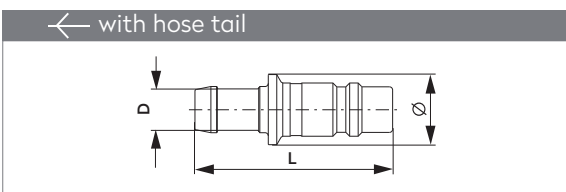
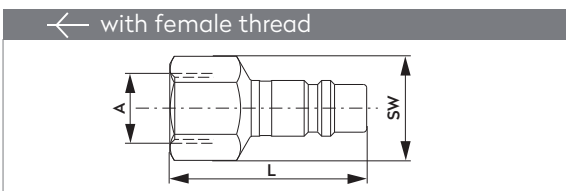
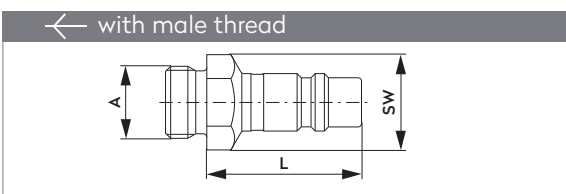
**SWING COUPLING SCHWENKKUPPLUNG**



A	Part No.	L
G1/2	205 00 685	83.3
G3/4	205 00 684	90.3
NPT1/2	205 00 687	83.3
NPT3/4	205 00 686	90.3

A	Part No.	L
G1/2	205 00 743	80.3
G3/4	205 00 744	80.3
NPT1/2	205 00 745	83.3
NPT3/4	205 00 746	90.3

**PLUG STECKNIPPEL**



A	Part No.	L	SW
G3/8	355 00 250	45.0	19
G1/2	355 00 075	45.0	24
G3/4	355 00 327	45.0	27
NPT1/2	355 00 328	44.0	24
NPT3/4	355 00 253	45.0	27

A	Part No.	L	SW
G3/8	355 00 076	59.0	19
G1/2	355 00 077	59.0	27
G3/4	355 00 278	63.0	32
NPT1/2	355 00 255	61.0	27
NPT3/4	355 00 256	63.0	32

D	Part No.	L	Ø
10 mm 3/8"	355 00 079	64.0	22
13 mm 1/2"	355 00 080	62.0	22
16 mm 5/8"	355 00 081	64.0	22





ISO 4414 EN 983

ISO 6150-C-27

AFNOR: C-27 NF E 49-053

EN

### Features

- Full flow, negligible loss of pressure
- Simple operation, no force required
- Compact design

DE

### Auf einen Blick

- Voller Durchgang, geringer Druckverlust
- Einfache Bedienung ohne Kraftaufwand
- Kompakte Bauform

FR

### En bref




- Passage intégral, faible perte de pression
- Maniement simple et sans efforts
- Construction compacte

NL

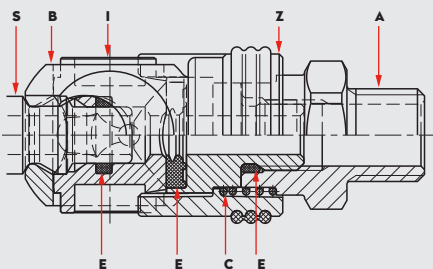
### In een oogopslag

- Volledige doorlaat, weinig drukverlies
- Eenvoudige bediening, zonder krachtsinspanning
- Compact ontwerp

Operating Pressure	Betriebsdruck	Pression de service	Werkdruk
<ul style="list-style-type: none"> <li>• Up to 25 bar, Vacuum till 100 mbar</li> <li>• connection/disconnection to max. 15 bar</li> </ul>	<ul style="list-style-type: none"> <li>• Bis 25 bar, techn. Vakuum bis 100 mbar</li> <li>• ein-/auskuppeln bis max. 15 bar</li> </ul>	<ul style="list-style-type: none"> <li>• Jusqu'à 25 bar, Vide technique jusqu'à 100 mbar</li> <li>• accouplement/désaccouplement jusqu'à 15 bar max</li> </ul>	<ul style="list-style-type: none"> <li>• tot 25 bar, 100 mbar Vacuüm</li> <li>• aan- en afkoppelen tot max. 15 bar</li> </ul>

 <p>-20° to +100°C (NBR) -4° to +212°F</p>	 <p>29500123 29500127 05005461</p>	 <p>295 00 384</p>
--	---	---

### Materials, Seals



### Material Code

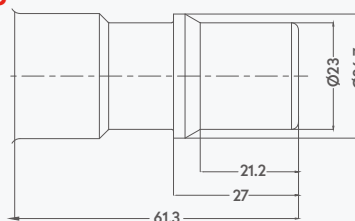
- A = Steel, nickel plated (for thread) aluminum (for hose tail)
- B = Steel, tenifer treated
- C = Stainless steel
- E = Nitrile elastomer (NBR)
- I = Surface hardened steel, nickel plated
- S = Steel, tenifer treated
- Z = Zinc diecast, nickel plated, orange rubber coating

### Options

FPM

EPDM

### Plug Profile I



S = Steel, tenifer treated

### Compatible with

TST 107.19  
TST SV - DN 19



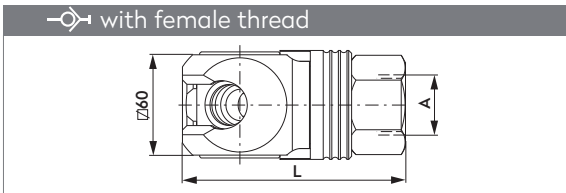
tst®

SC Series I

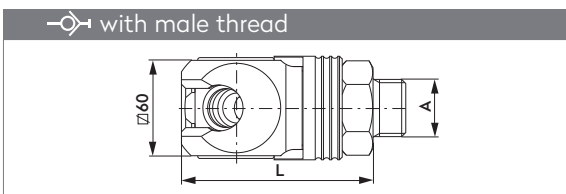
DN19  
3/4"



**SWING COUPLING SCHWENKKUPPLUNG**

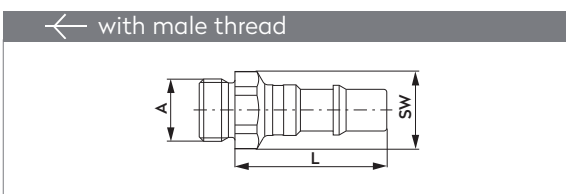


A	Part No.	L
G3/4	205 00 144	116.0
G1	205 00 145	116.0
NPT3/4	205 00 148	118.0
NPT1	205 00 149	121.0

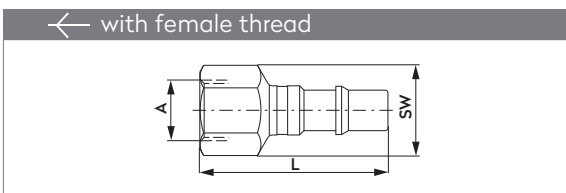


A	Part No.	L
G3/4	205 00 146	112.0
G1	205 00 147	112.0
NPT3/4	205 00 150	112.0
NPT1	205 00 151	112.0

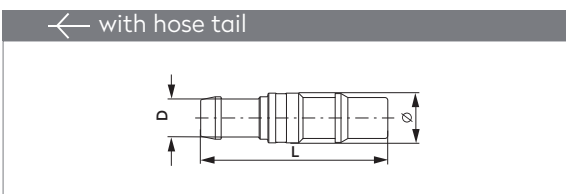
**PLUG STECKNIPPEL**



A	Part No.	L	SW
G3/4	255 00 082	81.0	36
G1	255 00 083	81.0	36



A	Part No.	L	SW
G3/4	255 00 084	89.0	36
G1	255 00 085	94.0	41



D	Part No.	L	Ø
LW19	255 00 086	105.0	32
LW25	255 00 087	111.0	32

# Quick Action Couplings SV

## Safe, quick, reliable



EN

### TST Quality Features

#### Robust coupling

Made from high quality material with the utmost precision, TST Quick Action Couplings can withstand even the heaviest of loads. The two parts fitting together are made of high quality material. The precise fitting guarantees the hold. As the adaptor is firmly positioned any pressure operating from the sides will be totally absorbed.

#### Precision Adaptor

The adaptor is made from high quality steel and processed to register tolerance. Its long guides ensure that the TST adaptor does not disturb the seal. In combination with the housing this results in a connection with hardly any abrasion.

#### Heavy Duty Range

These have extremely thick walls and are made from high quality materials. They were especially developed for extremely tough operating conditions, such as exist in mining, building, heavy industries and the railways.

DE

### TST Qualitätsmerkmale

#### Robuste Kupplung

Aus hochwertigem Material mit grösster Präzision gefertigt, widerstehen TST Schnellverschluss-Kupplungen auch stärksten Belastungen. Zwei, aus dem vollen Material präzise gefertigte Führungen garantieren einen optimalen Sitz und verhindern das Verkanten des Stecknippels im Dichtungsbereich, dadurch werden die auf den Stecknippel einwirkenden seitlichen Kräfte voll aufgefangen.

#### Passgenauer Stecknippel

Der Stecknippel wird aus hochwertigem Stahl hergestellt und auf Passmass bearbeitet. Der TST Stecknippel schont dank seiner langen Führung die Dichtung zusammen mit dem Gehäuse ergibt sich eine praktisch verschleissfreie Verbindung.

#### Schwere Reihe

Verfügt über extrem dicke Wandstärken, ist aus hochwertigem Material gefertigt und wurde speziell für extrem rauhe Betriebsverhältnisse entwickelt – z.B. Tiefbau, Schwerindustrie, Schienenfahrzeuge.

FR

### La qualité TST

#### Des coupleurs robustes

Usinés avec précision dans la masse de matériaux de haute qualité, les coupleurs rapides TST résistent même aux charges les plus élevées. Les deux guides sont usinés de façon à ce qu'aucune déviation de l'about de raccordement ne puisse se produire à proximité des joints, garantissant ainsi une étanchéité impeccable. De ce fait, les forces latérales exercées sur l'about de raccordement sont entièrement absorbées.

#### Des abouts de raccordement parfaitement ajustés

Les abouts de raccordement TST, usinés dans la masse de matériaux hautement résistants, sont rectifiés avec le plus grand soin. Leur guidage particulièrement long protège le joint. L'ensemble avec le corps du coupleur est pratiquement inusable.

#### Les coupleurs "série lourde"

Ces coupleurs aux parois particulièrement épaisses et usinés à partir de matériaux hautement résistants ont été spécialement développés pour servir dans des conditions extrêmes, par exemple: mines, industrie lourde, véhicules sur rails, etc.

NL

### TST kwaliteitskenmerken

#### Robuuste koppeling

Omdat ze met grote precisie uit hoogwaardig materiaal zijn geproduceerd, zijn TST snelkoppelingen ook tegen de zwaarste belasting bestand. De twee in elkaar passende delen zijn uit vol materiaal vervaardigd. Optimale precisie garandeert het houvast. De insteeknippel kan zich niet verplaatsen in het dichtingsbereik waardoor zijwaartse krachten volledig worden opgevangen zonder de dichting te beschadigen.

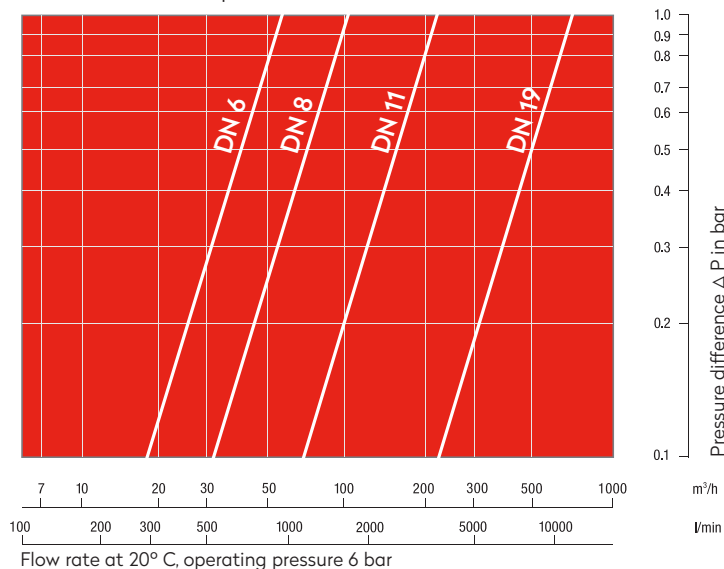
#### Precies passende insteeknippel

De insteeknippel wordt uit hoogwaardig staal op maat gemaakt. De lengte van de TST insteeknippel spaart de afdichting – in combinatie met de afdichting is de verbinding bijna vrij van slijtage.

#### Zware uitvoering

Deze uitvoering beschikt over een enorm grote wanddikte en wordt vervaardigd uit hoogwaardig materiaal. Hij is speciaal ontwikkeld voor extreem ruwe omstandigheden – bijv. voor bouwwerken, zware industrie en spoorwegen.

SV Performance Graph for Air



# SV Series Product Overview



SV 2 - Stage  
with metal or plastic release ring  
**DN6/8/11**



SV 2 - Stage  
Heavy-Duty Range  
**DN11/19**

SV 2 - Stage  
Non-interchangeable  
**DN6**



SV 1-Stage  
**DN11**  
Non-interchangeable  
Heavy-Duty Range



Plug with check valve  
**DN6/8/11**  
mechanical opening  
**DN11/19**  
Heavy-Duty



SV Coupling  
**DN6**  
with double function  
(Blow Gun)

# SV 2-Stage

# DN6

with plastic release ring

ISO 4414 EN 983

ISO 6150-C-10

AFNOR: C-10 NF E 49-053



EN

## Features

- Safety feature: 2-stage-disconnection

## Application

Compressed air supply, pneumatic tools – e.g. equipment manufacturing, measurement and control technology.

## Procedure

### Connection

Push plug into coupling until it is heard to engage by a click.

### Disconnection

The plug is disconnected by turning the release ring to the left. It is held back by the safety catch, until the hose is ventilated. The plug can only be released by turning the release ring to the right.

DE

## Auf einen Blick

- Sicherheitsmerkmal: 2-Stufen-Entkupplung

## Anwendungsbereich

Druckluftversorgung, pneumatische Werkzeuge, z.B. Maschinen- und Apparatebau, Mess-, Steuer- und Regeltechnik.

## Handhabung

### Einkuppeln

Stecknippel in Kupplung eindrücken bis er hörbar einrastet.

### Auskuppeln

Durch Linksdrehung des Auslöserings wird der Stecknippel ausgekuppelt, jedoch von der Sicherheitsklinke zurückgehalten, bis der Schlauch entlüftet ist. Erst nach Rechtsdrehung des Auslöserings wird der Stecknippel freigegeben.

FR

## En bref

- Caractéristique de sécurité: désaccouplement en 2 temps

## Domaine d'application

Alimentation en air comprimé, outils pneumatiques, par exemple construction de machines et d'appareils, technique de mesurage, commande et réglage.

## Manipulation

### Accouplement

Introduire l'about de raccordement dans le coupleur jusqu'au dé clic audible.

### Désaccouplement

Un mouvement à gauche de la bague de déclenchement dégage l'about de raccordement qui cependant restera retenu par le cliquet de sécurité jusqu'à ce que le tuyau soit purgé. Ce n'est qu'en tournant la bague de déclenchement vers la droite que l'about de raccordement sera entièrement dégage.

NL

## In een oogopslag

- Veiligheidskenmerk: 2-traps ontkoppeling

## Toepassingsgebied

Persluchttoevoer, pneumatisch gereedschap – bijv. voor montage van apparaten, voor meet-, stuur- en regeltechniek.





## Gebruik

### Koppelen

Insteeknippel in de koppeling drukken tot hij hoorbaar pakt.

### Ontkoppelen

Door de ontkoppeling linksom te draaien wordt de insteeknippel ontkoppeld. De zekerheidspal houdt hem echter tegen tot de slang ontlucht is. Pas nadat de ring rechtsom gedraaid is kan de insteeknippel eruit getrokken worden.

 Operating Pressure	 Betriebsdruck	 Pression de service	 Werkdruk
<ul style="list-style-type: none"> <li>• Up to 25 bar, Vacuum till 100 mbar</li> <li>• connection/disconnection to max. 15 bar</li> </ul>	<ul style="list-style-type: none"> <li>• Bis 25 bar, techn. Vakuum bis 100 mbar</li> <li>• ein-/auskuppeln bis max. 15 bar</li> </ul>	<ul style="list-style-type: none"> <li>• Jusqu'à 25 bar, Vide technique jusqu'à 100 mbar</li> <li>• accouplement/désaccouplement jusqu'à 15 bar max</li> </ul>	<ul style="list-style-type: none"> <li>• tot 25 bar, 100 mbar Vacuüm</li> <li>• aan- en afkoppelen tot max. 15 bar</li> </ul>

## Options

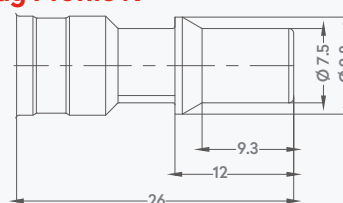
FPM

EPDM

-20° to + 100°C (NBR)

-4° to + 212°F

## Plug Profile K



S = Steel, tenifer treated

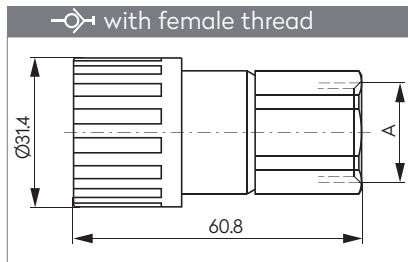
## Compatible with

TST 107.06  
Swing Coupling Serie K

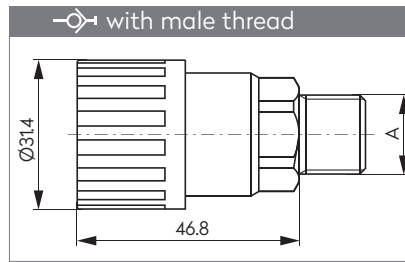
# SV 2 - Stage DN6



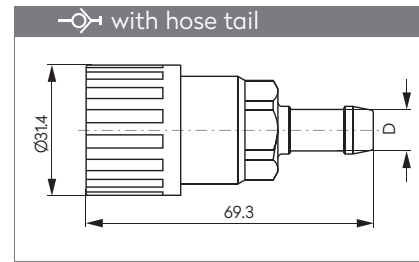
## QUICK ACTION COUPLING SCHNELLVERSCHLUSS-KUPPLUNG



A	Steel
G1/8	203 00 180
G1/4	203 00 181
G3/8	203 00 182
G1/2	203 00 183

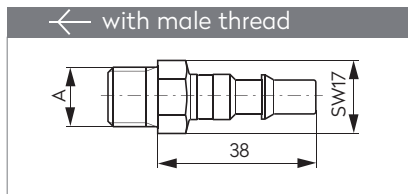


A	Steel
G1/4	203 00 186
G3/8	203 00 184
G1/2	203 00 185

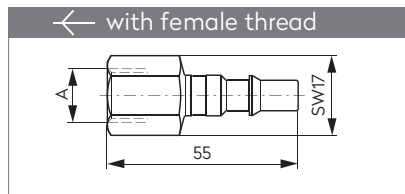


D	Steel
6 mm 1/4"	203 00 190
8 mm 5/16"	203 00 187
10 mm 3/8"	203 00 188
13 mm 1/2"	203 00 189

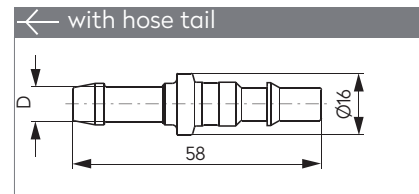
## PLUG STECKNIPPEL



A	Steel
G1/8	255 00 093
G1/4	255 00 091
G3/8	255 00 092

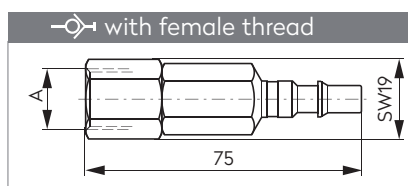


A	Steel
G1/8	255 00 100
G1/4	255 00 088

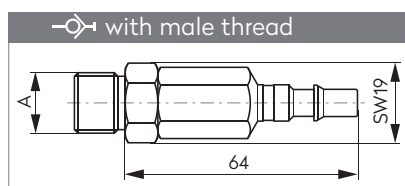


D	Steel
6 mm 1/4"	255 00 113
8 mm 5/16"	255 00 114
10 mm 3/8"	255 00 115
13 mm 1/2"	255 00 116

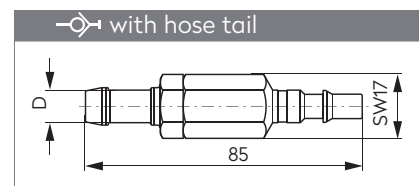
## PLUG WITH CHECK VALVE VERSCHLUSSNIPPEL



A	Steel
G1/4	253 00 169
G3/8	253 00 170



A	Steel
G1/4	253 00 171
G3/8	253 00 172



D	Steel
6 mm 1/4"	253 00 173
8 mm 5/16"	253 00 174
10 mm 3/8"	253 00 175



**EN Features**

- Safety feature: 2-stage-disconnection

**Application**  
Compressed air supply, pneumatic tools – e.g. equipment manufacturing, measurement and control technology.

**Procedure**

**Connection**  
Push plug into coupling until it is heard to engage by a click.

**Disconnection**  
The plug is disconnected by turning the release ring to the left. It is held back by the safety catch, until the hose is ventilated. The plug can only be released by turning the release ring to the right.

**DE Auf einen Blick**

- Sicherheitsmerkmal: 2-Stufen-Entkupplung

**Anwendungsbereich**  
Druckluftversorgung, pneumatische Werkzeuge, z.B. Maschinen- und Apparatebau, Mess-, Steuer- und Regeltechnik.

**Handhabung**

**Einkuppeln**  
Stecknippel in Kupplung eindrücken bis er hörbar einrastet.

**Auskuppeln**  
Durch Linksdrehung des Auslöserings wird der Stecknippel ausgekuppelt, jedoch von der Sicherheitsklinke zurückgehalten, bis der Schlauch entlüftet ist. Erst nach Rechtsdrehung des Auslöserings wird der Stecknippel freigegeben.

**FR En bref**

- Caractéristique de sécurité: désaccouplement en 2 temps

**Domaine d'application**  
Alimentation en air comprimé, outils pneumatiques, par exemple construction de machines et d'appareils, technique de mesure, commande et réglage.

**Manipulation**

**Accouplement**  
Introduire l'about de raccordement dans le coupleur jusqu'au dé clic audible.

**Désaccouplement**  
Un mouvement à gauche de la bague de déclenchement dégage l'about de raccordement qui cependant restera retenu par le cliquet de sécurité jusqu'à ce que le tuyau soit purgé. Ce n'est qu'en tournant la bague de déclenchement vers la droite que l'about de raccordement sera entièrement dégage.

**NL In een oogopslag**

- Veiligheidskenmerk: 2-traps ontkoppeling

**Toepassingsgebied**  
Persluchttoevoer, pneumatisch gereedschap – bijv. voor montage van apparaten, voor meet-, stuur- en regeltechniek.

**Gebruik**

**Koppelen**  
Insteeknippel in de koppeling drukken tot hij hoorbaar pakt.

**Ontkoppelen**  
Door de ontkoppeling linksom te draaien wordt de insteeknippel ontkoppeld. De zekerheidspal houdt hem echter tegen tot de slang ontlucht is. Pas nadat de ring rechtsom gedraaid is kan de insteeknippel eruit getrokken worden.

Operating Pressure	Betriebsdruck	Pression de service	Werkdruk
<ul style="list-style-type: none"> <li>• Up to 25 bar, Vacuum till 100 mbar</li> <li>• connection/disconnection to max. 15 bar</li> </ul>	<ul style="list-style-type: none"> <li>• Bis 25 bar, techn. Vakuum bis 100 mbar</li> <li>• ein-/auskuppeln bis max. 15 bar</li> </ul>	<ul style="list-style-type: none"> <li>• Jusqu'à 25 bar, Vide technique jusqu'à 100 mbar</li> <li>• accouplement/désaccouplement jusqu'à 15 bar max</li> </ul>	<ul style="list-style-type: none"> <li>• tot 25 bar, 100 mbar Vacuüm</li> <li>• aan- en afkoppelen tot max. 15 bar</li> </ul>

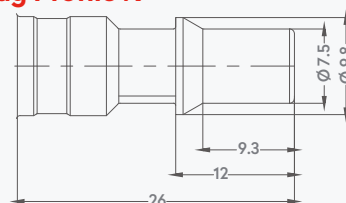
## Options

FPM

EPDM

-20° to +100°C (NBR)  
-4° to +212°F

## Plug Profile K



S = Steel, tenifer treated

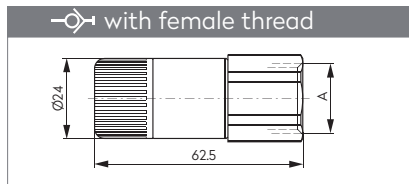
## Compatible with

TST 107.06  
Swing Coupling Serie K

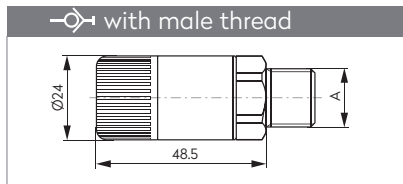




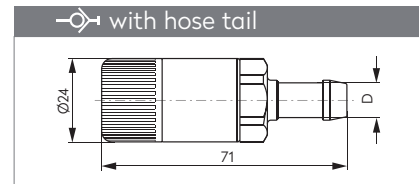
## QUICK ACTION COUPLING SCHNELLVERSCHLUSS-KUPPLUNG



A	Steel
G1/8	203 00 191
G1/4	203 00 192
G3/8	203 00 193
G1/2	203 00 194

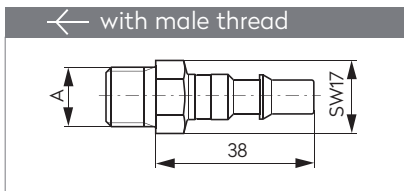


A	Steel
G1/4	203 00 197
G3/8	203 00 195
G1/2	203 00 196

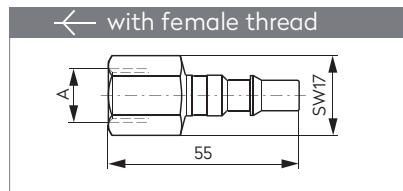


D	Steel
6 mm 1/4"	203 00 201
8 mm 5/16"	203 00 198
10 mm 3/8"	203 00 199
13 mm 1/2"	203 00 200

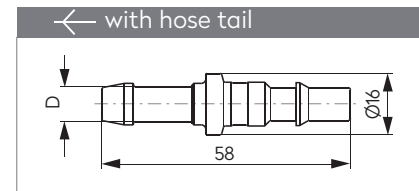
## PLUG STECKNIPPEL



A	Steel
G1/8	255 00 093
G1/4	255 00 091
G3/8	255 00 092

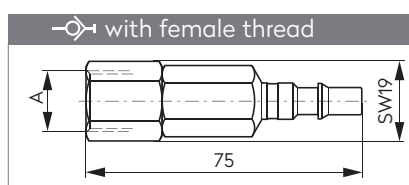


A	Steel
G1/8	255 00 100
G1/4	255 00 088

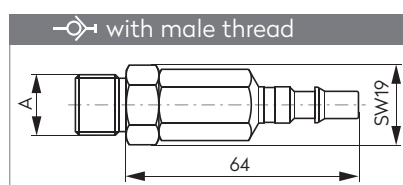


D	Steel
6 mm 1/4"	255 00 113
8 mm 5/16"	255 00 114
10 mm 3/8"	255 00 115
13 mm 1/2"	255 00 116

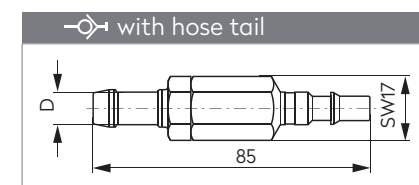
## PLUG WITH CHECK VALVE VERSCHLUSSNIPPEL



A	Steel
G1/4	253 00 169
G3/8	253 00 170



A	Steel
G1/4	253 00 171
G3/8	253 00 172



D	Steel
6 mm 1/4"	253 00 173
8 mm 5/16"	253 00 174
10 mm 3/8"	253 00 175



ISO 4414 EN 983

ISO 6150-C-4

AFNOR: C-10 NF E 49-053

EN

## Features

- Safety feature: 2-stage-disconnection

## Application

Compressed air supply, pneumatic tools – e.g. equipment manufacturing, measurement and control technology.

## Procedure

### Connection

Push plug into coupling until it is heard to engage by a click.

### Disconnection

The plug is disconnected by turning the release ring to the left. It is held back by the safety catch, until the hose is ventilated. The plug can only be released by turning the release ring to the right.

DE

## Auf einen Blick

- Sicherheitsmerkmal: 2-Stufen-Entkupplung

## Anwendungsbereich

Druckluftversorgung, pneumatische Werkzeuge, z.B. Maschinen- und Apparatebau, Mess-, Steuer- und Regeltechnik.

## Handhabung

### Einkuppeln

Stecknippel in Kupplung eindrücken bis er hörbar einrastet.

### Auskuppeln

Durch Linksdrehung des Auslöserings wird der Stecknippel ausgekuppelt, jedoch von der Sicherheitsklinke zurückgehalten, bis der Schlauch entlüftet ist. Erst nach Rechtsdrehung des Auslöserings wird der Stecknippel freigegeben.

FR

## En bref

- Caractéristique de sécurité: désaccouplement en 2 temps

## Domaine d'application

Alimentation en air comprimé, outils pneumatiques, par exemple construction de machines et d'appareils, technique de mesurage, commande et réglage.

## Manipulation

### Accouplement

Introduire l'about de raccordement dans le coupleur jusqu'au dé clic audible.

### Désaccouplement

Un mouvement à gauche de la bague de déclenchement dégage l'about de raccordement qui cependant restera retenu par le cliquet de sécurité jusqu'à ce que le tuyau soit purgé. Ce n'est qu'en tournant la bague de déclenchement vers la droite que l'about de raccordement sera entièrement dégagé.

NL

## In een oogopslag

- Veiligheidskenmerk: 2-traps ont koppeling

## Toepassingsgebied

Persluchttoevoer, pneumatisch gereedschap – bijv. voor montage van apparaten, voor meet-, stuur- en regeltechniek.

## Gebruik

### Koppelen

Insteeknippel in de koppeling drukken tot hij hoorbaar pakt.

### Ontkoppelen

Door de ontkoppeling linksom te draaien wordt de insteeknippel ontkoppeld. De zekerheidspal houdt hem echter tegen tot de slang ontlucht is. Pas nadat de ring rechtsom gedraaid is kan de insteeknippel eruit getrokken worden.

Operating Pressure	Betriebsdruck	Pression de service	Werkdruk
<ul style="list-style-type: none"> <li>• Up to 25 bar, Vacuum till 100 mbar</li> <li>• connection/disconnection to max. 15 bar</li> </ul>	<ul style="list-style-type: none"> <li>• Bis 25 bar, techn. Vakuum bis 100 mbar</li> <li>• ein-/auskuppeln bis max. 15 bar</li> </ul>	<ul style="list-style-type: none"> <li>• Jusqu'à 25 bar, Vide technique jusqu'à 100 mbar</li> <li>• accouplement/désaccouplement jusqu'à 15 bar max</li> </ul>	<ul style="list-style-type: none"> <li>• tot 25 bar, 100 mbar Vacuüm</li> <li>• aan- en afkoppelen tot max. 15 bar</li> </ul>

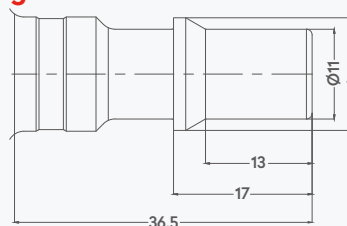
## Options

FPM

EPDM

-20° to + 100°C (NBR)  
-4° to + 212°F

## Plug Profile E1



S = Steel, tenifer treated

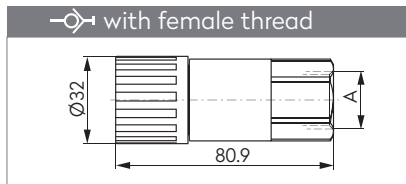
## Compatible with

TST 107.08  
Swing Coupling Serie E1

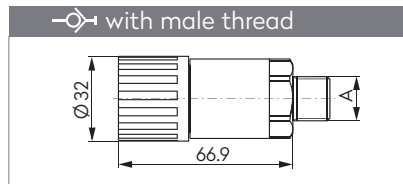
# SV 2 - Stage DN8



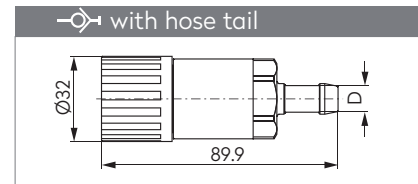
## QUICK ACTION COUPLING SCHNELLVERSCHLUSS-KUPPLUNG



A	Steel
G1/4	203 00 295
G3/8	203 00 296
G1/2	203 00 297

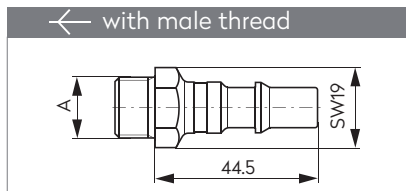


A	Steel
G3/8	203 00 299
G1/2	203 00 300

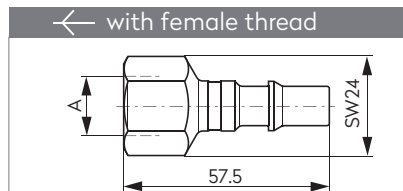


D	Steel
8 mm 5/16"	203 00 302
10 mm 3/8"	203 00 303
13 mm 1/2"	203 00 304

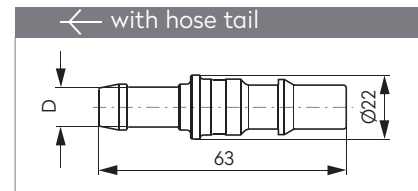
## PLUG STECKNIPPEL



A	Steel
G1/4	255 00 101
G3/8	255 00 102

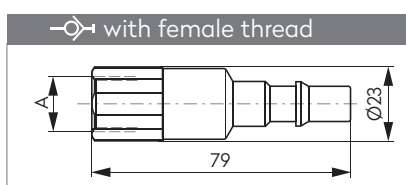


A	Steel
G1/4	255 00 103
G3/8	255 00 105

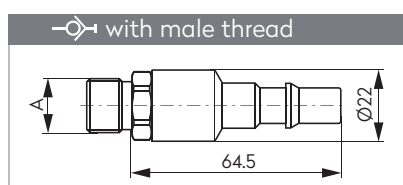


D	Steel
8 mm 5/16"	255 00 107
10 mm 3/8"	255 00 108
13 mm 1/2"	255 00 109
16 mm 5/8"	255 00 110

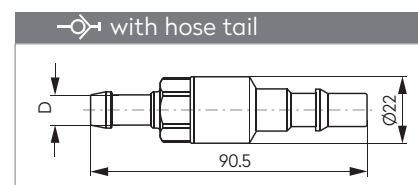
## PLUG WITH CHECK VALVE VERSCHLUSSNIPPEL



A	Steel
G3/8	253 00 157



A	Steel
G3/8	253 00 159



D	Steel
10 mm 3/8"	253 00 161
13 mm 1/2"	253 00 163

# SV 2-Stage

# DN11

with metal release ring

ISO 4414 EN 983

ISO 6150-C-17

AFNOR: C-10 NF E 49-053



**EN Features**

- Safety feature: 2-stage-disconnection

**Application**  
Compressed air supply, pneumatic tools – e.g. equipment manufacturing, measurement and control technology.

**Procedure**

**Connection**  
Push plug into coupling until it is heard to engage by a click.

**Disconnection**  
The plug is disconnected by turning the release ring to the left. It is held back by the safety catch, until the hose is ventilated. The plug can only be released by turning the release ring to the right.

**DE Auf einen Blick**

- Sicherheitsmerkmal: 2-Stufen-Entkupplung

**Anwendungsbereich**  
Druckluftversorgung, pneumatische Werkzeuge, z.B. Maschinen- und Apparatebau, Mess-, Steuer- und Regeltechnik.

**Handhabung**

**Einkuppeln**  
Stecknippel in Kupplung eindrücken bis er hörbar einrastet.

**Auskuppeln**  
Durch Linksdrehung des Auslöserings wird der Stecknippel ausgekuppelt, jedoch von der Sicherheitsklinke zurückgehalten, bis der Schlauch entlüftet ist. Erst nach Rechtsdrehung des Auslöserings wird der Stecknippel freigegeben.

**FR En bref**

- Caractéristique de sécurité: désaccouplement en 2 temps

**Domaine d'application**  
Alimentation en air comprimé, outils pneumatiques, par exemple construction de machines et d'appareils, technique de mesure, commande et réglage.

**Manipulation**

**Accouplement**  
Introduire l'about de raccordement dans le coupleur jusqu'au dé clic audible.

**Désaccouplement**  
Un mouvement à gauche de la bague de déclenchement dégage l'about de raccordement qui cependant restera retenu par le cliquet de sécurité jusqu'à ce que le tuyau soit purgé. Ce n'est qu'en tournant la bague de déclenchement vers la droite que l'about de raccordement sera entièrement dégage.

**NL In een oogopslag**

- Veiligheidskenmerk: 2-traps ont koppeling

**Toepassingsgebied**  
Persluchttoevoer, pneumatisch gereedschap – bijv. voor montage van apparaten, voor meet-, stuur- en regeltechniek.

**Gebruik**

**Koppelen**  
Insteeknippel in de koppeling drukken tot hij hoorbaar pakt.

**Ontkoppelen**  
Door de ontkoppeling linksom te draaien wordt de insteeknippel ontkoppeld. De zekerheidspal houdt hem echter tegen tot de slang ontlucht is. Pas nadat de ring rechtsom gedraaid is kan de insteeknippel eruit getrokken worden.

Operating Pressure	Betriebsdruck	Pression de service	Werkdruk
<ul style="list-style-type: none"> <li>• Up to 25 bar, Vacuum till 100 mbar</li> <li>• connection/disconnection to max. 15 bar</li> </ul>	<ul style="list-style-type: none"> <li>• Bis 25 bar, techn. Vakuum bis 100 mbar</li> <li>• ein-/auskuppeln bis max. 15 bar</li> </ul>	<ul style="list-style-type: none"> <li>• Jusqu'à 25 bar, Vide technique jusqu'à 100 mbar</li> <li>• accouplement/désaccouplement jusqu'à 15 bar max</li> </ul>	<ul style="list-style-type: none"> <li>• tot 25 bar, 100 mbar Vacuüm</li> <li>• aan- en afkoppelen tot max. 15 bar</li> </ul>

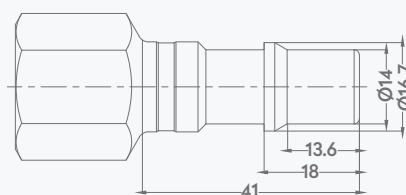
## Options

FPM

EPDM

-20° to + 100°C (NBR)  
-4° to + 212°F

## Plug Profile G



S = Steel, tenifer treated

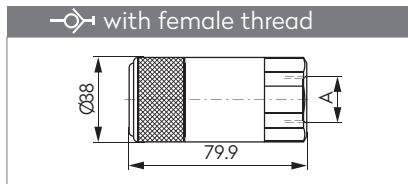
## Compatible with

TST 107.11  
Swing Coupling Serie G

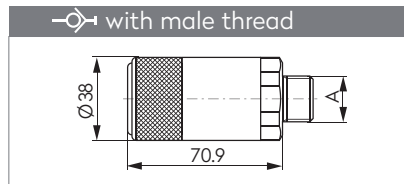
# SV 2 - Stage DN11



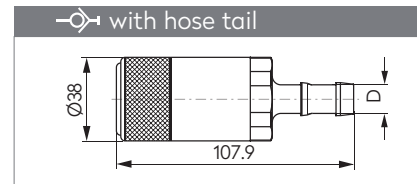
## QUICK ACTION COUPLING SCHNELLVERSCHLUSS-KUPPLUNG



A	Steel
G3/8	203 00 050
G1/2	203 00 052
G3/4	203 00 054

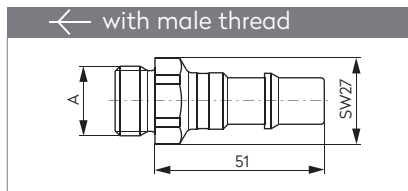


A	Steel
G3/8	203 00 056
G1/2	203 00 058
G3/4	203 00 060

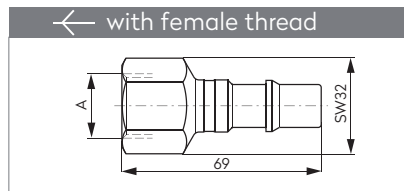


D	Steel
13 mm 1/2"	203 00 064
16 mm 5/8"	203 00 066
19 mm 3/4"	203 00 068

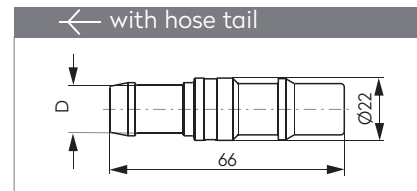
## PLUG STECKNIPPEL



A	Steel
G3/8	255 00 131
G1/2	255 00 132
G3/4	255 00 133

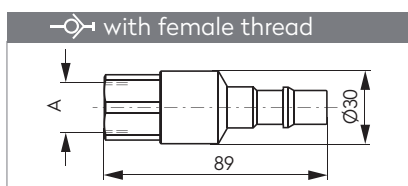


A	Steel
G3/8	255 00 128
G1/2	255 00 129
G3/4	255 00 130

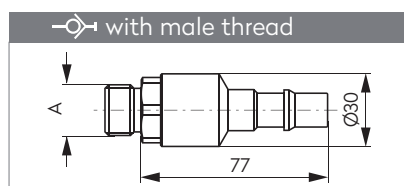


D	Steel
10 mm 3/8"	255 00 140
13 mm 1/2"	255 00 141
16 mm 5/8"	255 00 142

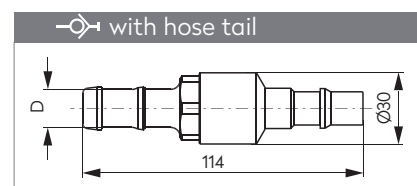
## PLUG WITH CHECK VALVE VERSCHLUSSNIPPEL



A	Steel
G1/2	253 00 019



A	Steel
G1/2	253 00 020



D	Steel
13 mm 1/2"	253 00 021
16 mm 5/8"	253 00 022

# SV 2-Stage

# DN11

Heavy-Duty Range

ISO 4414 EN 983



**EN Features**

- Extremely robust model
- Safety feature: 2-stage-disconnection

**Application**  
For extremely rough operating conditions, e.g. refinery, offshore, building sites and shipyards.

**Procedure**

**Connection**  
Push plug into coupling and turn it to the right until the mechanism is heard to engage by a click.

**Disconnection**  
Turn plug to the left while simultaneously gently pulling back the release ring. The plug is withheld from ejecting by the safety chamber and can only be released by another 90° turn to the left or to the right.

**DE Auf einen Blick**

- Extrem robuste Ausführung
- Sicherheitsmerkmal: 2-Stufen-Entkupplung

**Anwendungsbereich**  
Für extrem raue Bedingungen, z.B. Raffinerie, Offshore, Bau- und Schiffsbauindustrie.

**Handhabung**

**Einkuppeln**  
Stecknippel in Kupplung einführen, nach rechts drehen bis der Mechanismus hörbar einrastet.

**Auskuppeln**  
Stecknippel nach links drehen und gleichzeitig den Auslösering leicht nach hinten ziehen. Der Stecknippel wird beim Ausstoss von der Sicherheitskammer aufgefangen und erst nach einer weiteren Links- oder Rechtsdrehung um 90° freigegeben.

**FR En bref**

- Exécution extrêmement robuste
- Caractéristique de sécurité: désaccouplement en 2 temps

**Domaine d'application**  
Pour des conditions extrêmement rudes, par exemple raffineries, "offshore", industrie du bâtiment et de la construction navale.

**Manipulation**

**Accouplement**  
Introduire l'about de raccordement dans le coupleur et le tourner vers la droite jusqu'au déclic audible du mécanisme.

**Désaccouplement**  
Tourner l'about de raccordement vers la gauche et en même temps tirer la bague de déclenchement légèrement vers l'arrière. L'about de raccordement est toutefois retenu dans la chambre de sécurité et seulement libéré après une rotation de 90° vers la gauche ou vers la droite.

**NL In een oogopslag**

- Extrem robuuste uitvoering
- Veiligheidskenmerk: 2-traps ontkoppeling

**Toepassingsgebied**  
Voor extreem zware omstandigheden, bijv. raffinaderijen, offshore, bouw en scheepsbouw.

**Gebruik**

**Koppelen**  
Insteeknippel in koppeling duwen, naar rechts draaien tot het mechanisme hoorbaar pakt.

**Ontkoppelen**  
Insteeknippel naar links draaien en gelijktijdig de ontkoppelingring licht naar onder trekken. De insteeknippel wordt door de veiligheidskamer van uitstoot weerhouden, en kan pas uit de koppeling getrokken worden na nog een 90° slag naar links of rechts.

Operating Pressure	Betriebsdruck	Pression de service	Werkdruk
<ul style="list-style-type: none"> <li>Up to 25 bar, Vacuum till 100 mbar</li> <li>connection/disconnection to max. 15 bar</li> </ul>	<ul style="list-style-type: none"> <li>Bis 25 bar, techn. Vakuum bis 100 mbar</li> <li>ein-/auskuppeln bis max. 15 bar</li> </ul>	<ul style="list-style-type: none"> <li>Jusqu'à 25 bar, Vide technique jusqu'à 100 mbar</li> <li>accouplement/désaccouplement jusqu'à 15 bar max</li> </ul>	<ul style="list-style-type: none"> <li>tot 25 bar, 100 mbar Vacuüm</li> <li>aan- en afkoppelen tot max. 15 bar</li> </ul>

## Options

FPM

EPDM



-20° to + 100°C (NBR)  
-4° to + 212°F



Unvalved Plug



Valved Plug

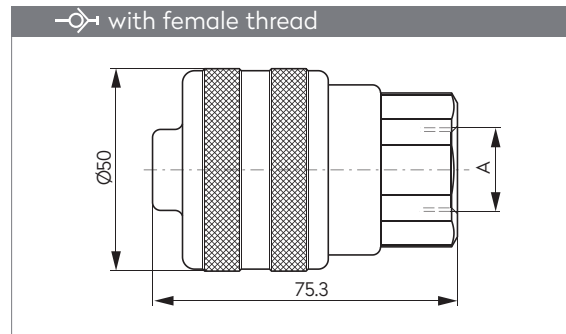


# SV 2 - Stage

# DN11 Heavy Duty Range

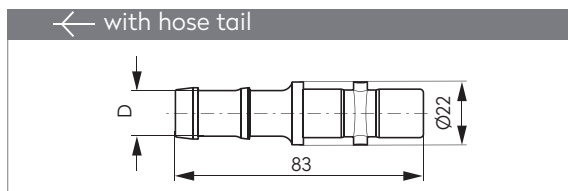


## QUICK ACTION COUPLING SCHNELLVERSCHLUSS-KUPPLUNG

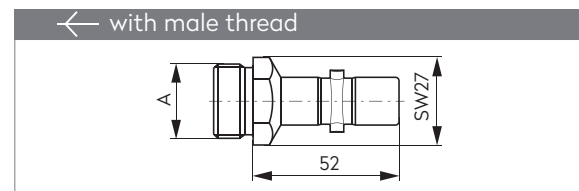


A	Steel
G3/8	203 00 136
G1/2	203 00 138
G3/4	203 00 140

## PLUG STECKNIPPEL

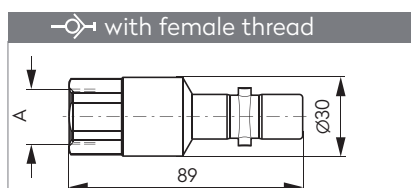


D	Steel
13 mm 1/2"	255 00 153
16 mm 5/8"	255 00 154
19 mm 3/4"	255 00 155

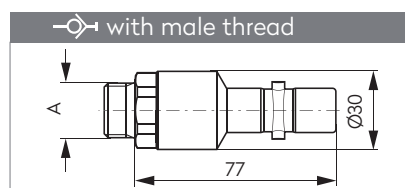


A	Steel
G3/8	255 00 157
G1/2	255 00 158
G3/4	255 00 159

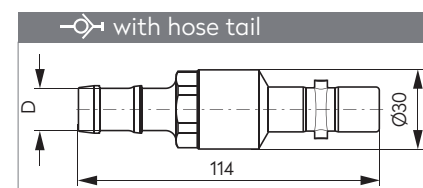
## PLUG WITH CHECK VALVE VERSCHLUSSNIPPEL



A	Steel
G1/2	253 00 006



A	Steel
G1/2	253 00 008



D	Steel
13 mm 1/2"	253 00 009
16 mm 5/8"	253 00 010
19 mm 3/4"	253 00 011



# SV 2-Stage

# DN19

Heavy-Duty Range

ISO 4414 EN 983



**EN Features**

- Extremely robust model
- Safety feature: 2-stage-disconnection

**Application**  
For extremely rough operating conditions, e.g. refinery, offshore, building sites and shipyards.

**Procedure**

**Connection**  
Push plug into coupling and turn it to the right until the mechanism is heard to engage by a click.

**Disconnection**  
Turn plug to the left while simultaneously gently pulling back the release ring. The plug is withheld from ejecting by the safety chamber and can only be released by another 90° turn to the left or to the right.

**DE Auf einen Blick**

- Extrem robuste Ausführung
- Sicherheitsmerkmal: 2-Stufen-Entkupplung

**Anwendungsbereich**  
Für extrem raue Bedingungen, z.B. Raffinerie, Offshore, Bau- und Schiffsbauindustrie.

**Handhabung**

**Einkuppeln**  
Stecknippel in Kupplung einführen, nach rechts drehen bis der Mechanismus hörbar einrastet.

**Auskuppeln**  
Stecknippel nach links drehen und gleichzeitig den Auslösering leicht nach hinten ziehen. Der Stecknippel wird beim Ausstoss von der Sicherheitskammer aufgefangen und erst nach einer weiteren Links- oder Rechtsdrehung um 90° freigegeben.

**FR En bref**

- Exécution extrêmement robuste
- Caractéristique de sécurité: désaccouplement en 2 temps

**Domaine d'application**  
Pour des conditions extrêmement rudes, par exemple raffineries, "offshore", industrie du bâtiment et de la construction navale.

**Manipulation**

**Accouplement**  
Introduire l'about de raccordement dans le coupleur et le tourner vers la droite jusqu'au déclic audible du mécanisme.

**Désaccouplement**  
Tourner l'about de raccordement vers la gauche et en même temps tirer la bague de déclenchement légèrement vers l'arrière. L'about de raccordement est toutefois retenu dans la chambre de sécurité et seulement libéré après une rotation de 90° vers la gauche ou vers la droite.

**NL In een oogopslag**

- Extrem robuuste uitvoering
- Veiligheidskenmerk: 2-traps ontkoppeling

**Toepassingsgebied**  
Voor extreem zware omstandigheden, bijv. raffinaderijen, offshore, bouw en scheepsbouw.

**Gebruik**

**Koppelen**  
Insteeknippel in koppeling duwen, naar rechts draaien tot het mechanisme hoorbaar pakt.

**Ontkoppelen**  
Insteeknippel naar links draaien en gelijktijdig de ontkoppeling licht naar onder trekken. De insteeknippel wordt door de veiligheidskamer van uitstoot weerhouden, en kan pas uit de koppeling getrokken worden na nog een 90° slag naar links of rechts.

Operating Pressure	Betriebsdruck	Pression de service	Werkdruk
<ul style="list-style-type: none"> <li>Up to 25 bar, Vacuum till 100 mbar</li> <li>connection/disconnection to max. 15 bar</li> </ul>	<ul style="list-style-type: none"> <li>Bis 25 bar, techn. Vakuum bis 100 mbar</li> <li>ein-/auskuppeln bis max. 15 bar</li> </ul>	<ul style="list-style-type: none"> <li>Jusqu'à 25 bar, Vide technique jusqu'à 100 mbar</li> <li>accouplement/désaccouplement jusqu'à 15 bar max</li> </ul>	<ul style="list-style-type: none"> <li>tot 25 bar, 100 mbar Vacuüm</li> <li>aan- en afkoppelen tot max. 15 bar</li> </ul>

## Options

FPM

EPDM



-20° to + 100°C (NBR)  
-4° to + 212°F



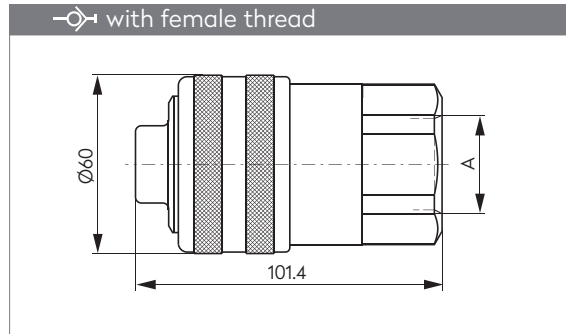
Unvalved Plug



Valved Plug

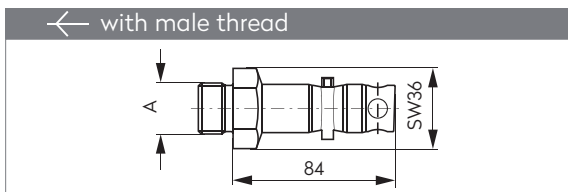


**QUICK ACTION COUPLING SCHNELLVERSCHLUSS-KUPPLUNG**

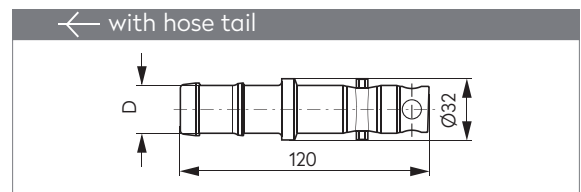


A	Steel
G3/4	203 00 280
G1	203 00 278

**PLUG STECKNIPPEL**

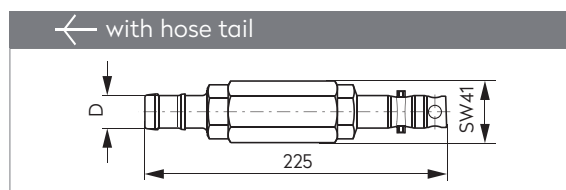


A	Steel
G3/4	255 00 309
G1	255 00 310



D	Steel
19 mm 3/4"	255 00 311
25 mm 1"	255 00 312

**PLUG WITH CHECK VALVE VERSCHLUSSNIPPEL**



D	Steel
19 mm 3/4"	253 00 270
25 mm 1"	253 00 269



**EN Features**

- Mixing of different media impossible, as connection is only possible with plug with identical key profile
- Safety feature: 2-stage-disconnection

**Application**  
Chemical industry, medical technology, refinery and to eliminate danger of wrong line connections.

**Procedure Connection**  
Push plug into coupling with matching key profile until it is heard to engage by a click.

**Disconnection**  
The plug is disconnected by turning the release ring to the left. It is held back by the safety catch, until the hose is ventilated. The plug can only be released by turning the release ring to the right.

**DE Auf einen Blick**

- Verwechslungen verschiedener Medien ausgeschlossen, da nur mit Stecknippel mit gleichem Schlüssel zu betätigen.
- Sicherheitsmerkmal: 2-Stufen-Entkupplung

**Anwendungsbereich**  
Chemische Industrie, Medizintechnik, Raffinerie, bei Verwechslungsgefahr.

**Handhabung Einkuppeln**  
Stecknippel mit gleichem geometrischem Schlüssel in entsprechende Kupplung eindrücken bis er hörbar einrastet.

**Auskuppeln**  
Durch Linksdrehung des Auslöserings wird der Stecknippel ausgekuppelt, jedoch von der Sicherheitsklinke zurückgehalten, bis der Schlauch entlüftet ist. Erst nach Rechtsdrehung des Auslöserings wird der Stecknippel freigegeben.

**FR En bref**

- Intersersion de différents fluides exclue par l'appariement du coupleur avec son about de raccordement
- Caractéristique de sécurité: désaccouplement en 2 temps

**Domaine d'application**  
Industrie chimique, technique médicale, raffineries et là où il y a risque d'intersersion.

**Manipulation Accouplement**  
Introduire l'about de raccordement dont la clé est identique à celle du coupleur jusqu'au déclic audible.

**Désaccouplement**  
Un mouvement à gauche de la bague de déclenchement dégage l'about de raccordement qui cependant restera retenu par le cliquet de sécurité jusqu'à ce que le tuyau soit purgé. Ce n'est qu'en tournant la bague de déclenchement vers la droite que l'about de raccordement sera entièrement dégagé.

**NL In een oogopslag**

- Verwisseling van verschillende stoffen uitgesloten, omdat slechts gekoppeld kan worden met een insteeknippel met eenzelfde sleutel.
- Veiligheidskenmerk: 2-traps ontkoppeling

**Toepassingsgebied**  
Chemische industrie, medische techniek, raffinaderij, bij verwisselingsgevaar.

**Gebruik Koppelen**  
Onverwisselbare insteeknippel in de koppeling met bijbehorende sleutel drukken tot hij hoorbaar pakt.

**Ontkoppelen**  
Door de ontkoppeling ring linksom te draaien wordt de insteeknippel ontkoppeld. De zekerheidspal houdt hem echter tegen tot de slang ontlucht is. Pas nadat de ring rechtsom gedraaid is kan de insteeknippel eruit getrokken worden.

Operating Pressure	Betriebsdruck	Pression de service	Werkdruk
<ul style="list-style-type: none"> <li>• Up to 25 bar, Vacuum till 100 mbar</li> <li>• connection/disconnection to max. 15 bar</li> </ul>	<ul style="list-style-type: none"> <li>• Bis 25 bar, techn. Vakuum bis 100 mbar</li> <li>• ein-/auskuppeln bis max. 15 bar</li> </ul>	<ul style="list-style-type: none"> <li>• Jusqu'à 25 bar, Vide technique jusqu'à 100 mbar</li> <li>• accouplement/désaccouplement jusqu'à 15 bar max</li> </ul>	<ul style="list-style-type: none"> <li>• tot 25 bar, 100 mbar Vacuüm</li> <li>• aan- en afkoppelen tot max. 15 bar</li> </ul>

**Options**

EPDM

AISI316  
Stainless Steel

-20° to + 200°C (FPM)  
+5° to + 392°F

**Key**



Key D



Key F



Key S



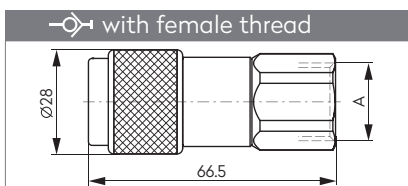
Key V



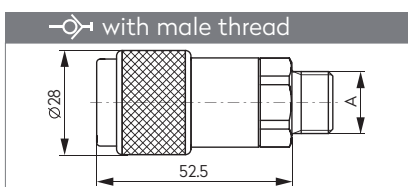
# SV 2 - Stage DN6



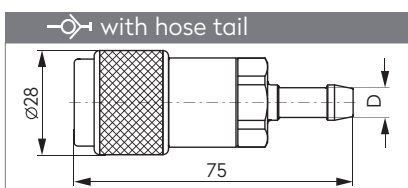
## QUICK ACTION COUPLING SCHNELLVERSCHLUSS-KUPPLUNG



A	Key D	Key F	Key S	Key V
G1/4	203 00 416	203 00 400	203 00 392	203 00 408
G3/8	203 00 417	203 00 401	203 00 393	203 00 409
G1/2	203 00 418	203 00 402	203 00 394	203 00 410

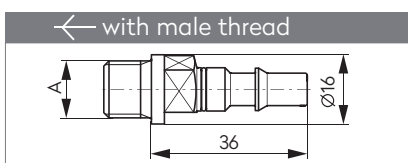


A	Key D	Key F	Key S	Key V
G1/4	203 00 419	203 00 403	203 00 395	203 00 411
G3/8	203 00 420	203 00 404	203 00 396	203 00 412

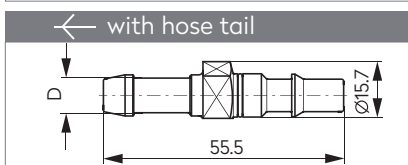


A	Key D	Key F	Key S	Key V
6 mm 1/4"	203 00 421	203 00 405	203 00 397	203 00 413
8 mm 5/16"	203 00 422	203 00 406	203 00 398	203 00 414
10 mm 3/8"	203 00 423	203 00 407	203 00 399	203 00 415

## PLUG STECKNIPPEL

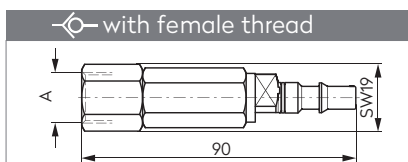


A	Key D	Key F	Key S	Key V
G1/8	355 00 296	355 00 286	355 00 306	355 00 291
G1/4	355 00 297	355 00 287	355 00 307	355 00 292

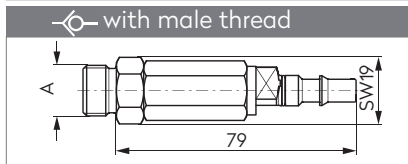


A	Key D	Key F	Key S	Key V
6 mm 1/4"	355 00 298	355 00 288	355 00 308	355 00 293
8 mm 5/16"	355 00 299	355 00 289	355 00 309	355 00 294
10 mm 3/8"	355 00 300	355 00 290	355 00 310	355 00 295

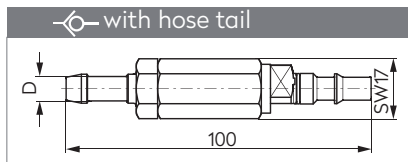
## PLUG WITH CHECK VALVE VERSCHLUSSNIPPEL



A	Key D	Key F	Key S	Key V
G1/4	353 00 253	353 00 239	353 00 260	353 00 246
G3/8	353 00 254	353 00 240	353 00 261	353 00 247



A	Key D	Key F	Key S	Key V
G1/4	353 00 255	353 00 241	353 00 262	353 00 248
G3/8	353 00 256	353 00 242	353 00 263	353 00 249



A	Key D	Key F	Key S	Key V
6 mm 1/4"	353 00 257	353 00 243	353 00 264	353 00 250
8 mm 5/16"	353 00 258	353 00 244	353 00 265	353 00 251
10 mm 3/8"	353 00 259	353 00 245	353 00 266	353 00 252



EN

### Features

- No wrong line connections thanks to differently arranged mating cams in the couplings and corresponding grooves in the plugs
- 1-Stage disconnection
- Robust Version

### Application

Chemical industry, medical technology, refinery and to eliminate danger of wrong line connections.

### Procedure

#### Connection

Push plug into coupling and turn it to the right until the mechanism is heard to engage by a click.

#### Disconnection

Turn plug to the left while simultaneously gently pulling back the release ring.

DE

### Auf einen Blick

- Verwechslung verschiedener Medien ausgeschlossen, da unterschiedlich versetzte Nocken in der Kupplung und entsprechende Nuten an den Stecknippeln
- 1-Stufen-Entkupplung
- Robuste Ausführung

### Anwendungsbereich

Chemische Industrie, Medizintechnik, Raffinerie, bei Verwechslungsgefahr.

### Handhabung

#### Einkuppeln

Stecknippel in Kupplung einführen, nach rechts drehen bis der Mechanismus hörbar einrastet.

#### Auskuppeln

Stecknippel nach links drehen und gleichzeitig den Auslösering leicht nach hinten ziehen.

FR

### En bref

- Interverision de différents fluides exclue par des ergots décalés dans le coupleur ainsi que des rainures identiquement décalées dans les bouts de raccordement
- Désaccouplement en 1 temps
- Exécution robuste

### Domaine d'application

Industrie chimique, technique médicale, raffineries et là où il y a risque d'interversion.

### Manipulation

#### Accouplement

Introduire l'about de raccordement dans le coupleur et le tourner vers la droite jusqu'au déclic audible du mécanisme.

#### Désaccouplement

Tourner l'about de raccordement vers la gauche et en même temps tirer la bague de déclenchement légèrement vers l'arrière.

NL

### In een oogopslag

- Verschillend geplaatste groeven in de koppeling en bijbehorende nokken aan de insteeknippel sluiten verwisseling van verschillende media uit
- 1-traps ontkoppeling
- Robuuste uitvoering

### Toepassingsgebied

Chemische industrie, medische techniek, raffinaderij, bij verwisselingsgevaar.

### Gebruik

#### Koppelen

Insteeknippel in koppeling duwen, naar rechts draaien tot het mechanisme hoorbaar pakt.

#### Ontkoppelen

Insteeknippel naar links draaien en gelijktijdig de ontkoppeling licht naar onder trekken.

Operating Pressure	Betriebsdruck	Pression de service	Werkdruk
<ul style="list-style-type: none"> <li>• Up to 25 bar,</li> <li>• connection/disconnection to max. 15 bar</li> </ul>	<ul style="list-style-type: none"> <li>• Bis 25 bar, techn.</li> <li>• ein-/auskuppeln bis max. 15 bar</li> </ul>	<ul style="list-style-type: none"> <li>• Jusqu'à 25 bar, Vide</li> <li>• accouplement/désaccouplement jusqu'à 15 bar max</li> </ul>	<ul style="list-style-type: none"> <li>• tot 25 bar,</li> <li>• aan- en afkoppelen tot max. 15 bar</li> </ul>

### Options

EPDM

AISI316  
Stainless Steel

-20° to + 200°C (FPM)  
+5° to + 392°F

### Key



45°



90°



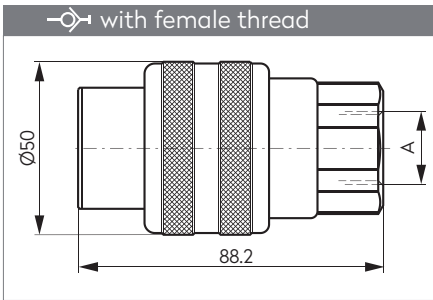
135°



# SV 1 - Stage Non-interchangeable DN11 Keys 45°...90°...135°

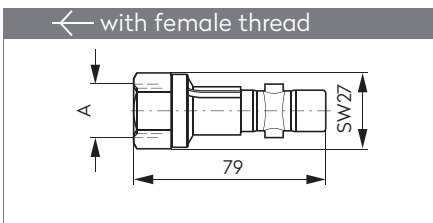


## QUICK ACTION COUPLING SCHNELLVERSCHLUSS-KUPPLUNG

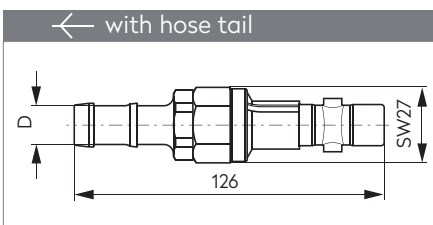


A	Key 45°	Key 90°	Key 135°
G1/2	203 00 009	203 00 169	203 00 168
G3/4	203 00 268	203 00 269	203 00 171

## PLUG STECKNIPPEL

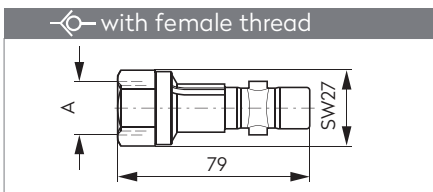


A	Key 45°	Key 90°	Key 135°
G1/2	255 00 160	255 00 161	255 00 162

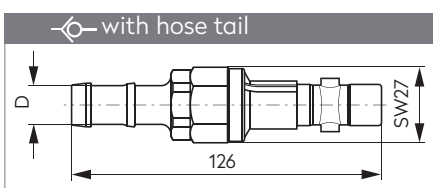


A	Key 45°	Key 90°	Key 135°
13 mm 1/2"	255 00 166	255 00 167	255 00 168
16 mm 5/8"	255 00 169	255 00 170	255 00 171
19 mm 3/4"	255 00 172	255 00 173	255 00 174

## PLUG WITH CHECK VALVE VERSCHLUSSNIPPEL



A	Key 45°	Key 90°	Key 135°
G1/2	253 00 267	253 00 268	253 00 044



A	Key 45°	Key 90°	Key 135°
13 mm 1/2"	253 00 030	253 00 038	253 00 046
19 mm 3/4"	253 00 054	253 00 056	253 00 058



# SV Coupling

# DN6

with double function (Blow Gun)



ISO 6150

EN

## Features

- The small shield on the safety blow gun directs the flow of air, protecting the eyes from breakaway particles without reducing the field of vision.
- 1-stage disconnection

## Application

Compressed air supply, use as safety blow gun.

## Procedure

### Connection

Push plug or blow nozzle with 9 mm neck into coupling until it is heard to engage by a click and set amount of air supplied using the control lever.

### Disconnection

Push in button and pull out plug or blow nozzle.

DE

## Auf einen Blick

- Der durch das Schutzschild gesteuerte Luftvorhang der Sicherheitsblaspistole schützt die Augen vor losen Teilen ohne Einengung des Gesichtskreises.
- 1-Stufen-Entkupplung

## Anwendungsbereich

Druckluftversorgung, Verwendung als Sicherheitsblaspistole.

## Handhabung

### Einkuppeln

Stecknippel oder Blasdüse mit 9 mm Ansatz in Kupplung eindrücken bis es hörbar einrastet. Luftmenge mit Steuerhebel dosierbar.

### Auskuppeln

Knopf drücken und Stecknippel oder Blasdüse herausziehen.

FR

## En bref

- Le rideau d'air créé par l'écran de la soufflette de sécurité protège les yeux de la projection vers l'arrière des copeaux et autres particules sans restreindre pour autant la périphérie de visibilité.
- Désaccouplement en 1 temps

## Domaine d'application

Alimentation en air comprimé, utilisation en tant que soufflette de sécurité.

## Manipulation

### Accouplement

Introduire l'about de raccordement ou la busette avec bout de 9 mm dans le coupleur jusqu'au dé clic audible. Doser la quantité d'air à l'aide du levier de contrôle.

### Désaccouplement

Appuyer sur le bouton et retirer l'about de raccordement ou la busette.

NL

## In een oogopslag

- Het kleine schildje van het veiligheidsblaspistool stuurt de luchtstroom zodat de ogen beschermd worden zonder dat het blikveld belemmerd wordt.
- 1-traps ontkoppeling

## Toepassingsgebied

Toevoer van perslucht, gebruik als veiligheidsblaspistool.





## Gebruik

### Koppelen als snelkoppeling

Blaaspijp met een aanzet van 9 mm in koppeling drukken. Luchthoeveelheid doseren met de hevel.

### Ontkoppelen als snelkoppeling


Op knop drukken en insteeknippel eruit trekken.

 Operating Pressure	 Betriebsdruck	 Pression de service	 Werkdruk
<ul style="list-style-type: none"> <li>• Up to 25 bar, Vacuum till 100 mbar</li> <li>• connection/disconnection to max. 15 bar</li> </ul>	<ul style="list-style-type: none"> <li>• Bis 25 bar, techn. Vakuum bis 100 mbar</li> <li>• ein-/auskuppeln bis max. 15 bar</li> </ul>	<ul style="list-style-type: none"> <li>• Jusqu'à 25 bar, Vide technique jusqu'à 100 mbar</li> <li>• accouplement/désaccouplement jusqu'à 15 bar max</li> </ul>	<ul style="list-style-type: none"> <li>• tot 25 bar, 100 mbar Vacuüm</li> <li>• aan- en afkoppelen tot max. 15 bar</li> </ul>



-20° to + 100°C (NBR)  
-4° to + 212°F



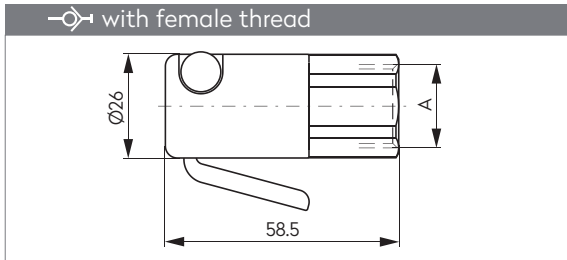


# SV Coupling

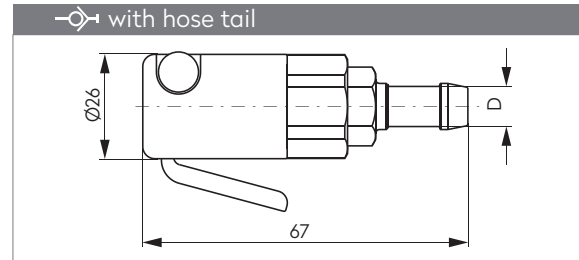
# DN6

## Blow gun, Blow Nozzle

### QUICK ACTION COUPLING SCHNELLVERSCHLUSS-KUPPLUNG

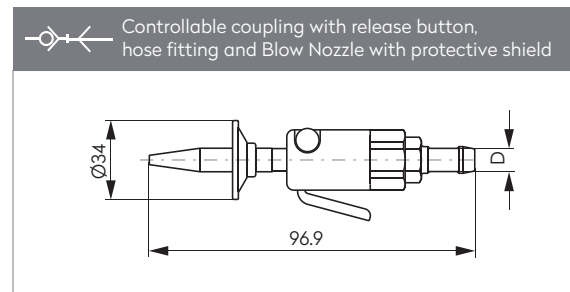


A	Steel
G1/8	203 00 282
G1/4	203 00 283
G3/8	203 00 284



D	Steel
8 mm 5/16"	203 00 290
10 mm 3/8"	203 00 291

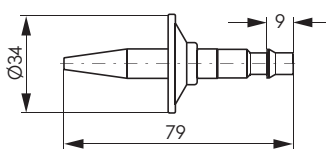
### SAFETY BLOW GUNS



D	Steel
6 mm 1/4"	631 00 001
8 mm 5/16"	631 00 002
10 mm 3/8"	631 00 003
13 mm 1/2"	631 00 004

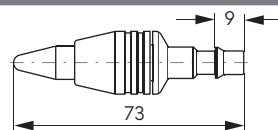
### BLOW NOZZLES

← Blow Nozzle with protective shield reduces flow to 1/3 of the air line pressure



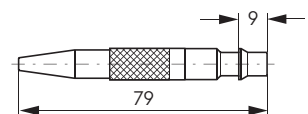
Steel
631 00 005

← Jet-Blow Nozzle  
Efficient and noise effect reduced due to wide air stream



Steel
631 00 006

← Blow Pipe  
reduces flow to 1/3 of the air line pressure



Steel
631 00 007

# Choice of Couplings and Seals

Simple and quick connection with no force or loss of pressure in the system

Throughput media	Coupling		Seal		
	SV	'R'	NBR	FPM	EPDM
Acetone	+				+
Acetylene	+				+
Air	+		+		
Aircraft fuel JP3-6	+		+		
Ammonium nitrate	+				+
Amyl alcohol	+				+
Beer		+	+		
Blast furnace gas	+			+	
Borax	+		+		
Butane	+		+		
Butyl alcohol	+		+		
Butylene	+			+	
Caustic soda	+				+
Carbon disulphide	+			+	
Calcium hydroxide	+		+		
Citric acid	+		+		
Copper nitrate	+		+		
Coffee	+		+		
Compressed air	+		+		
Creosote	+		+		
Cresol	+			+	
Cyclohexane	+		+		
Diesel oil	+		+		
Distilled water		+	+		
Emulsion water-oil	+		+		
Essential oils	+			+	
Ethyl alcohol	+				+
Ethylene glycol	+		+		
Formalin		+	+		
Freon 13, 14, 32, 113	+		+		
Freon 114, 115, 142, 152	+		+		
Gear oil	+		+		
Glucose		+	+		

Throughput media	Coupling		Seal		
	SV	'R'	NBR	FPM	EPDM
Glycerine	+		+		
Heating oil	+		+		
Helium	+		+		
Heptane	+		+		
Hydrogen	+		+		
Hydraulic mineral oil	+		+		
Ink		+	+		
Isopropyl alcohol	+			+	
Kerosene	+		+		
Linseed oil	+		+		
Liquid ammonia		+			+
Lubricating oil	+		+		
Magnesium hydroxide		+		+	
Machine oil	+		+		
Methane	+			+	
Methanol	+		+		
Milk		+	+		
Mineral oil	+		+		
Mercury	+		+		
Naphthalene	+			+	
Natural gas	+		+		
Nitrogen gas	+		+		
Oxalic acid		+		+	
Paraffin	+			+	
Petrol	+		+		
Petroleum	+		+		
Potassium hydroxide		+			+
Potassium sulphate		+	+		
Prussic acid		+		+	
Propane gas	+		+		
Phosphoric acid 10%		+		+	

Throughput media	Coupling		Seal		
	SV	'R'	NBR	FPM	EPDM
Salicylic acid		+		+	
Sea water		+	+		
Sodium acetate		+			+
Sodium bicarbonate		+	+		
Sodium carbonate		+	+		
Sodium chloride		+	+		
Sodium sulphide		+	+		
Steam up to 200°		+			+
Sulphur dioxide		+			+
Sugar root juice		+	+		
Tar	+			+	
Tetrachloromethane		+		+	
Titanium tetrachloride		+		+	
Toluene	+			+	
Transformer oil	+		+		
Trichloroethylene		+		+	
Turpentine	+		+		
Turbo oil	+		+		
Vacuum	+		+		
Vegetable oils		+	+		
Water up to 80°		+	+		
Water up to 140°		+			+
Wine		+	+		
Whisky		+	+		
Xylol		+		+	
Zeolite		+	+		
Zinc acetate		+			+
Zinc chloride		+	+		


## Choice of couplings and seals according to throughput media

This information is not binding and is based on the recommendations as made by the manufacturers of the seals.

## The abbreviations mean:

- SV = Couplings SV steel
- 'R' = Couplings SV stainless steel
- NBR = Nitrile elastomer
- FPM = Fluorine elastomer
- EPDM = Ethylene-propylene elastomer

# Stainless Steel Series Product Overview





**EN Features**

- Simple operation – minimal connection force needed
- Compact design
- Long service life – low maintenance
- Sterilizable (CIP)

**Application**

Compressed air and gas supply, measurement and control systems in:

- Machine and apparatus engineering
- Medical, chemical and pharmaceutical

**Procedure**

**Connection**

Push plug into coupling until it is heard to engage by a click.

**Disconnection**

Turn release ring to the left and pull out plug.

In order to prevent the hose from ejecting dangerously, the plug must be held in the hand until the hose is completely ventilated.

**DE Auf einen Blick**

- Einfache Bedienung – geringer Kraftaufwand
- Kompakte Bauform
- Hohe Standzeit – wartungsarm
- Sterilisierbar (CIP)

**Anwendungsbereich**

Druckluft- und Gasversorgung, Mess-, Steuer- und Regeltechnik, Automation in:

- Anlagenbau
- Medizinaltechnik, Chemie und Pharma

**Handhabung**

**Einkuppeln**

Stecknippel in Kupplung eindrücken bis er hörbar einrastet.

**Auskuppeln**

Auslösering nach links drehen und Stecknippel herausziehen.

Um ein gefährliches Rückschlagen zu vermeiden, muss der Stecknippel so lange in der Hand gehalten werden, bis der Schlauch vollständig entlüftet ist.

**FR En bref**

- Maniement simple et sans effort
- Forme compacte
- Durée de vie élevée – entretien minime
- Stérilisable (CIP)

**Domaine d'application**

Alimentation en gaz et en air comprimé, équipement de mesure, de pilotage, de réglage et d'automatisme par ex.:

- moyens de production
- technique médicale, chimie et pharmacie

**Manipulation**

**Accouplement**

Introduire l'about de raccordement dans le coupleur jusqu'au dé clic audible.

**Désaccouplement**

Tourner la bague de déclenchement vers la gauche et puis désengager l'about de raccordement.

Pour éviter un coup de fouet du tuyau, il convient de garder l'about en main jusqu'à ce que le tuyau soit entièrement purgé.

**NL In een oogopslag**

- Eenvoudig en zonder moeite te bedienen
- Compact ontwerp
- Duurzaam – onderhoudsarm
- Steriliseerbaar (CIP)

**Toepassingsgebied**

Perslucht- en gasvoorzieningen, meet- en regelsystemen:

- Installatiebouw
- Medische techniek, chemie en farmacie

**Gebruik**

**Koppelen**

Druk de insteeknippel in de koppeling totdat er hoorbaar een verbinding wordt gemaakt.

**Ontkoppelen**


Draai de ontkoppelingsring naar links en trek de insteeknippel los.

Om een gevaarlijke loskoppeling van de slang te voorkomen, moet de insteeknippel met de hand vast worden gehouden totdat de slang volledig is ontlucht.

Operating Pressure	Betriebsdruck	Pression de service	Werkdruk
<ul style="list-style-type: none"> <li>Up to 25 bar, Vacuum till 100 mbar</li> <li>connection/disconnection to max. 15 bar</li> </ul>	<ul style="list-style-type: none"> <li>Bis 25 bar, techn. Vakuum bis 100 mbar</li> <li>ein-/auskuppeln bis max. 15 bar</li> </ul>	<ul style="list-style-type: none"> <li>Jusqu'à 25 bar, Vide technique jusqu'à 100 mbar</li> <li>accouplement/désaccouplement jusqu'à 15 bar max</li> </ul>	<ul style="list-style-type: none"> <li>tot 25 bar, 100 mbar Vacuüm</li> <li>aan- en afkoppelen tot max. 15 bar</li> </ul>

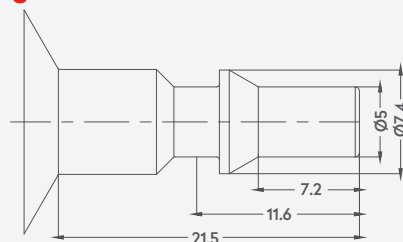
**Options**

FFKM FDA EPDM STEEL



-20° to + 200°C (FPM)  
+5° to + 392°F

**Plug Profile**



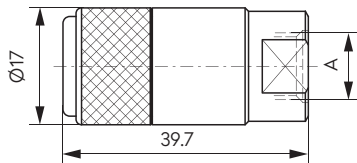
**Compatible with**

TST 107.03



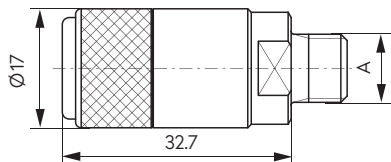
## QUICK ACTION COUPLING SCHNELLVERSCHLUSS-KUPPLUNG

with female thread



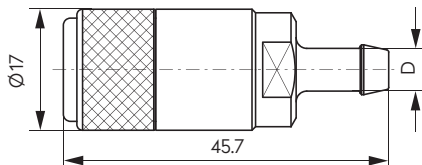
A	Steel
G1/8	303 00 580
NPT1/8	303 00 581

with male thread



A	Steel
G1/8	303 00 582
NPT1/8	303 00 584
G1/4	303 00 583

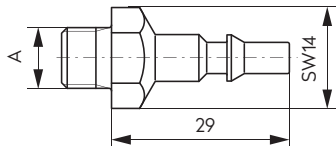
with hose tail



D	Steel
4 mm 3/16"	303 00 585
6 mm 1/4"	303 00 586
8 mm 5/16"	303 00 587

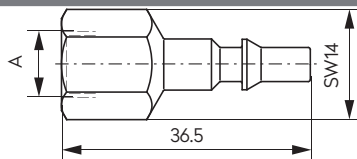
## PLUG STECKNIPPEL

with female thread



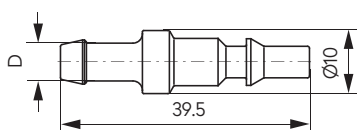
A	Steel
G1/8	355 00 274
NPT1/8	355 00 338

with male thread



A	Steel
G1/8	355 00 273
NPT1/8	355 00 339

with hose tail



D	Steel
4 mm 3/16"	355 00 276
6 mm 1/4"	355 00 277



**EN**

### Features

- 2-stage disconnection
- Simple operation – minimal connection force needed
- Long service life – low maintenance
- Sterilizable (CIP)

### Application

Compressed air and gas supply, measurement and control systems in:

- Machine and apparatus engineering
- Medical, chemical and pharmaceutical
- Food- and beverage industry

### Procedure

#### Connection

Push plug into coupling until it is heard to engage by a click.

#### Disconnection

The plug is disconnected by turning the release ring to the left. It is held back by the safety catch, until the hose is ventilated. The plug can only be released by turning the release ring to the right.

**DE**

### Auf einen Blick

- 2-Stufen-Entkupplung
- Einfache Bedienung – geringer Kraftaufwand
- Hohe Standzeit – wartungsarm
- Sterilisierbar (CIP)

### Anwendungsbereich

Druckluft- und Gasversorgung, Mess-, Steuer- und Regeltechnik in:

- Anlagenbau
- Medizinaltechnik, Chemie und Pharma
- Nahrungsmittel- und Getränkeindustrie

### Handhabung

#### Einkuppeln

Stecknippel in Kupplung eindrücken bis er hörbar einrastet.

#### Auskuppeln

Durch Linksdrehung des Auslöserings wird der Stecknippel ausgekuppelt, jedoch von der Sicherheitsklinke zurückgehalten, bis der Schlauch entlüftet ist. Erst nach Rechtsdrehung des Auslöserings wird der Stecknippel freigegeben.

**FR**

### En bref

- Désaccouplement en 2 temps Forme compacte
- Maniement simple et sans effort
- Durée de vie élevée – entretien minime
- Stérilisable (CIP)

### Domaine d'application

Alimentation en gaz et en air comprimé, équipement de mesure, de pilotage, de réglage et d'automatisme par ex.:

- moyens de production
- technique médicale, chimie et pharmacie
- Industrie alimentaire et des boissons

### Manipulation

#### Accouplement

Introduire l'about de raccordement dans le coupleur jusqu'au déclic audible.

#### Désaccouplement

Un mouvement à gauche de la bague de déclenchement dégage l'about de raccordement retenu par le cliquet de sécurité jusqu'à ce que le tuyau soit purgé. En tournant la bague de déclenchement vers la droite l'about de raccordement sera entièrement délogé.

**NL**

### In een oogopslag

- 2-staps ontkoppeling
- Eenvoudig en zonder moeite te bedienen
- Duurzaam - onderhoudsarm
- Steriliseerbaar (CIP)

### Toepassingsgebied

Perslucht- en gasvoorzieningen, meet- en regelsystemen:

- Installatiebouw
- Medische techniek, chemie en farmacie
- Voedsel- en drankenindustrie

### Gebruik

#### Koppelen

Druk de insteeknippel in de koppeling totdat er hoorbaar een verbinding wordt gemaakt.

#### Ontkoppelen

De insteeknippel kan worden losgekoppeld door de ontkoppelingsring naar links te draaien. De insteeknippel wordt door de borggrendel tegengehouden, totdat de slang is ontluicht. De insteeknippel kan alleen worden ontkoppeld door de ontkoppelingsring naar rechts te raaien.

Operating Pressure	Betriebsdruck	Pression de service	Werkdruk
<ul style="list-style-type: none"> <li>Up to 25 bar, Vacuum till 100 mbar</li> <li>connection/disconnection to max. 15 bar</li> </ul>	<ul style="list-style-type: none"> <li>Bis 25 bar, techn. Vakuum bis 100 mbar</li> <li>ein-/auskuppeln bis max. 15 bar</li> </ul>	<ul style="list-style-type: none"> <li>Jusqu'à 25 bar, Vide technique jusqu'à 100 mbar</li> <li>accouplement/désaccouplement jusqu'à 15 bar max</li> </ul>	<ul style="list-style-type: none"> <li>tot 25 bar, 100 mbar Vacuüm</li> <li>aan- en afkoppelen tot max. 15 bar</li> </ul>


### Options

FFKM

FDA

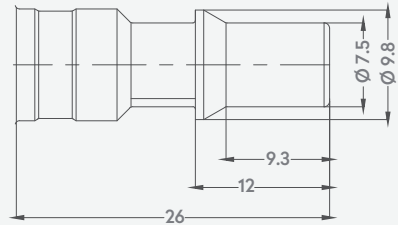
EPDM

STEEL



-20° to + 200°C (FPM)  
+5° to + 392°F

### Plug Profile K

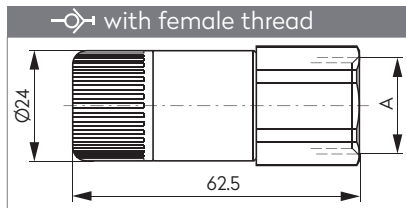


### Compatible with

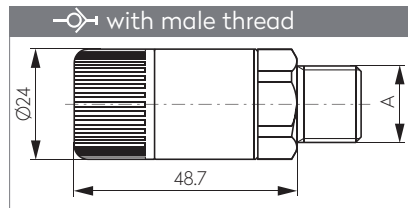
TST 107.06  
Swing Coupling Serie K



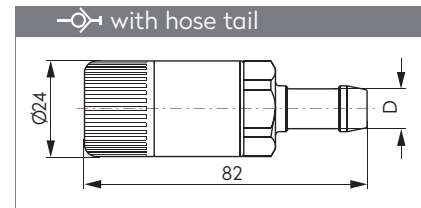
## QUICK ACTION COUPLING SCHNELLVERSCHLUSS-KUPPLUNG



A	Steel
G1/8	303 00 588
G1/4	303 00 589
NPT1/4	303 00 599
G3/8	303 00 590
NPT3/8	303 00 600
G1/2	303 00 591

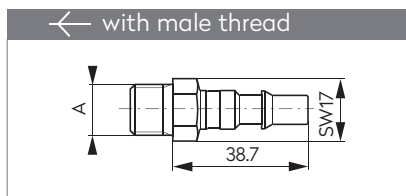


A	Steel
G1/4	303 00 592
NPT1/4	303 00 601
G3/8	303 00 593
NPT3/8	303 00 602
G1/2	303 00 594

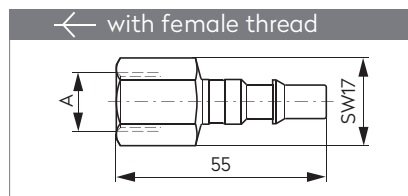


D	Steel
6 mm 1/4"	303 00 595
8 mm 5/16"	303 00 596
10 mm 3/8"	303 00 597
13 mm 1/2"	303 00 598

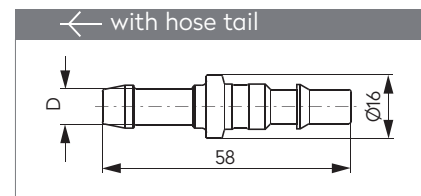
## PLUG STECKNIPPEL



A	Steel
G1/8	355 00 125
G1/4	355 00 126
NPT1/4	355 00 129
G3/8	355 00 127
NPT3/8	355 00 130

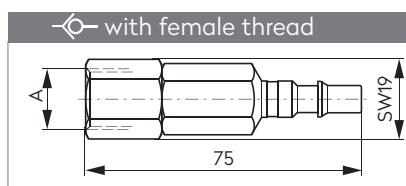


A	Steel
G1/8	355 00 123
G1/4	355 00 124
NPT1/4	355 00 208
NPT3/8	355 00 264

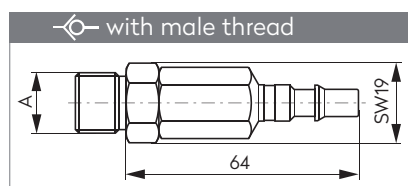


D	Steel
6 mm 1/4"	355 00 102
8 mm 5/16"	355 00 103
10 mm 3/8"	355 00 104
13 mm 1/2"	355 00 105

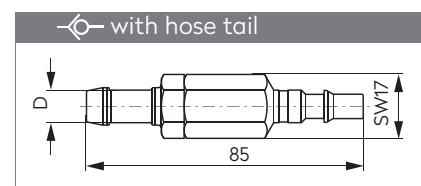
## PLUG WITH CHECK VALVE VERSCHLUSSNIPPEL



A	Steel
G1/4	353 00 117
NPT1/4	353 00 309
G3/8	353 00 118
NPT3/8	353 00 310



A	Steel
G1/4	353 00 119
NPT1/4	353 00 311
G3/8	353 00 120
NPT3/8	353 00 312



D	Steel
6 mm 1/4"	353 00 121
8 mm 5/16"	353 00 122
10 mm 3/8"	353 00 123
13 mm 1/2"	353 00 313





# SV 2-Stage

# DN8

# 3/8"

ISO 4414 EN 983

ISO 6150-C-14



- EN Features**
- 2-stage disconnection
  - Simple operation – minimal connection force needed
  - Long service life – low maintenance
  - Sterilizable (CIP)

**Application**  
Compressed air and gas supply, measurement and control systems in:

- Machine and apparatus engineering
- Medical, chemical and pharmaceutical
- Food- and beverage industry

**Procedure Connection**  
Push plug into coupling until it is heard to engage by a click.

**Disconnection**  
The plug is disconnected by turning the release ring to the left. It is held back by the safety catch, until the hose is ventilated. The plug can only be released by turning the release ring to the right.

- DE Auf einen Blick**
- 2-Stufen-Entkupplung
  - Einfache Bedienung – geringer Kraftaufwand
  - Hohe Standzeit – wartungsarm
  - Sterilisierbar (CIP)
- Anwendungsbereich**  
Druckluft- und Gasversorgung, Mess-, Steuer- und Regeltechnik in:
- Anlagenbau
  - Medizinaltechnik, Chemie und Pharma
  - Nahrungsmittel- und Getränkeindustrie

**Handhabung Einkuppeln**  
Stecknippel in Kupplung eindrücken bis er hörbar einrastet.

**Auskuppeln**  
Durch Linksdrehung des Auslöserings wird der Stecknippel ausgekuppelt, jedoch von der Sicherheitsklinke zurückgehalten, bis der Schlauch entlüftet ist. Erst nach Rechtsdrehung des Auslöserings wird der Stecknippel freigegeben.

- FR En bref**
- Désaccouplement en 2 temps Forme compacte
  - Maniement simple et sans effort
  - Durée de vie élevée – entretien minime
  - Stérilisable (CIP)
- Domaine d'application**  
Alimentation en gaz et en air comprimé, équipement de mesure, de pilotage, de réglage et d'automatisme par ex.:
- Moyens de production
  - Technique médicale, chimie et pharmacie
  - Industrie alimentaire et des boissons

**Manipulation Accouplement**  
Introduire l'about de raccordement dans le coupleur jusqu'au déclic audible.

**Désaccouplement**  
Un mouvement à gauche de la bague de déclenchement dégage l'about de raccordement retenu par le cliquet de sécurité jusqu'à ce que le tuyau soit purgé. En tournant la bague de déclenchement vers la droite l'about de raccordement sera entièrement délogé.

- NL In een oogopslag**
- 2-staps ontkoppeling
  - Eenvoudig en zonder moeite te bedienen
  - Duurzaam - onderhoudsarm
  - Steriliseerbaar (CIP)
- Toepassingsgebied**  
Perslucht- en gasvoorzieningen, meet- en regelsystemen:
- Installatiebouw
  - Medische techniek, chemie en farmacie
  - Voedsel- en drankenindustrie

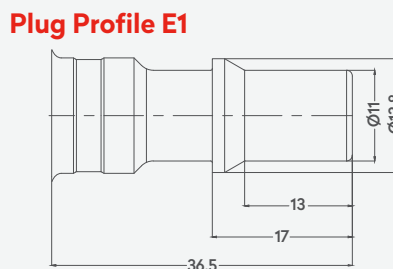
**Gebruik Koppelen**  
Druk de insteeknippel in de koppeling totdat er hoorbaar een verbinding wordt gemaakt.

**Ontkoppelen**  
De insteeknippel kan worden losgekoppeld door de ontkoppelingring naar links te draaien. De insteeknippel wordt door de borggrendel tegengehouden, totdat de slang is ontluft. De insteeknippel kan alleen worden ontkoppeld door de ontkoppelingring naar rechts te draaien.

Operating Pressure	Betriebsdruck	Pression de service	Werkdruk
<ul style="list-style-type: none"> <li>• Up to 25 bar, Vacuum till 100 mbar</li> <li>• connection/disconnection to max. 15 bar</li> </ul>	<ul style="list-style-type: none"> <li>• Bis 25 bar, techn. Vakuum bis 100 mbar</li> <li>• ein-/auskuppeln bis max. 15 bar</li> </ul>	<ul style="list-style-type: none"> <li>• Jusqu'à 25 bar, Vide technique jusqu'à 100 mbar</li> <li>• accouplement/désaccouplement jusqu'à 15 bar max</li> </ul>	<ul style="list-style-type: none"> <li>• tot 25 bar, 100 mbar Vacuüm</li> <li>• aan- en afkoppelen tot max. 15 bar</li> </ul>

- Options**
- FFKM
  - FDA
  - EPDM
  - STEEL

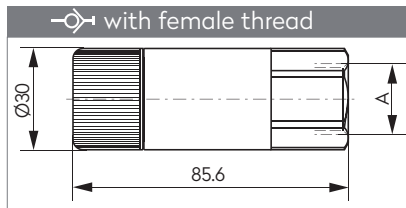
-20° to + 200°C (FPM)  
+5° to + 392°F



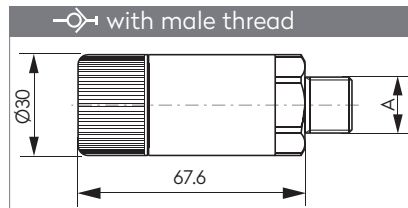
**Compatible with**  
TST 107.08  
Swing Coupling Serie E1



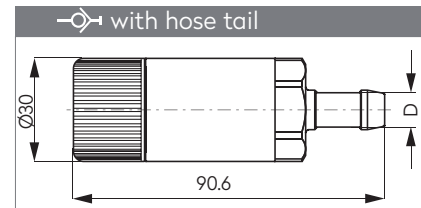
## QUICK ACTION COUPLING SCHNELLVERSCHLUSS-KUPPLUNG



A	Steel
G1/4	303 00 300
G3/8	303 00 603
NPT3/8	303 00 605
G1/2	303 00 604
NPT1/2	303 00 606

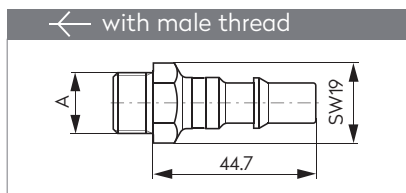


A	Steel
G3/8	303 00 607
NPT3/8	303 00 609
G1/2	303 00 608
NPT1/2	303 00 610

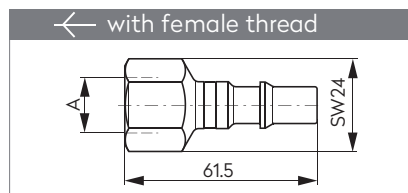


D	Steel
8 mm 5/16"	303 00 611
10 mm 3/8"	303 00 612
13 mm 1/2"	303 00 613
16 mm 5/8"	303 00 614

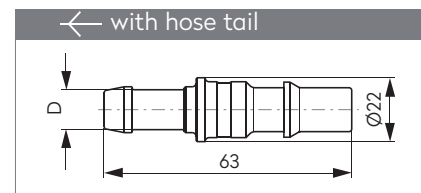
## PLUG STECKNIPPEL



A	Steel
G1/4	355 00 090
NPT1/4	355 00 092
G3/8	355 00 091
NPT3/8	355 00 093

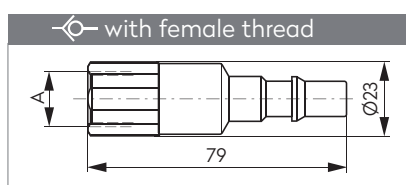


A	Steel
G1/4	355 00 088
NPT1/4	355 00 094
G3/8	355 00 089
NPT3/8	355 00 095
NPT1/2	355 00 359

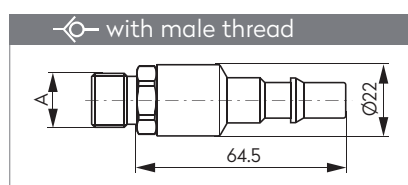


D	Steel
8 mm 5/16"	355 00 096
10 mm 3/8"	355 00 097
13 mm 1/2"	355 00 098
16 mm 5/8"	355 00 099

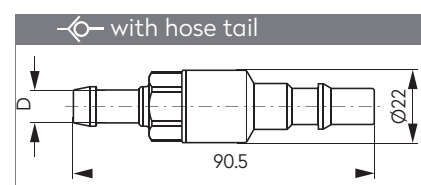
## PLUG WITH CHECK VALVE VERSCHLUSSNIPPEL



A	Steel
G3/8	353 00 100
NPT3/8	353 00 314



A	Steel
G3/8	353 00 102
NPT3/8	353 00 315



D	Steel
10 mm 3/8"	353 00 104
13 mm 1/2"	353 00 106



**EN Features**

- 2-stage disconnection
- Simple operation – minimal connection force needed
- Long service life – low maintenance
- Sterilizable (CIP)

**EN Application**  
Compressed air and gas supply, measurement and control systems in:

- Machine and apparatus engineering
- Medical, chemical and pharmaceutical
- Food- and beverage industry

**EN Procedure Connection**  
Push plug into coupling until it is heard to engage by a click.

**EN Disconnection**  
The plug is disconnected by turning the release ring to the left. It is held back by the safety catch, until the hose is ventilated. The plug can only be released by turning the release ring to the right.

**DE Auf einen Blick**

- 2-Stufen-Entkupplung
- Einfache Bedienung – geringer Kraftaufwand
- Hohe Standzeit – wartungsarm
- Sterilisierbar (CIP)

**DE Anwendungsbereich**  
Druckluft- und Gasversorgung, Mess-, Steuer- und Regeltechnik in:

- Anlagenbau
- Medizinaltechnik, Chemie und Pharma
- Nahrungsmittel- und Getränkeindustrie

**DE Handhabung Einkuppeln**  
Stecknippel in Kupplung eindrücken bis er hörbar einrastet.

**DE Auskuppeln**  
Durch Linksdrehung des Auslöserings wird der Stecknippel ausgekuppelt, jedoch von der Sicherheitsklinke zurückgehalten, bis der Schlauch entlüftet ist. Erst nach Rechtsdrehung des Auslöserings wird der Stecknippel freigegeben.

**FR En bref**

- Désaccouplement en 2 temps Forme compacte
- Maniement simple et sans effort
- Durée de vie élevée – entretien minime
- Stérilisable (CIP)

**FR Domaine d'application**  
Alimentation en gaz et en air comprimé, équipement de mesure, de pilotage, de réglage et d'automatisme par ex.:

- moyens de production
- technique médicale, chimie et pharmacie
- Industrie alimentaire et des boissons

**FR Manipulation Accouplement**  
Introduire l'about de raccordement dans le coupleur jusqu'au déclic audible.

**FR Désaccouplement**  
Un mouvement à gauche de la bague de déclenchement dégage l'about de raccordement retenu par le cliquet de sécurité jusqu'à ce que le tuyau soit purgé. En tournant la bague de déclenchement vers la droite l'about de raccordement sera entièrement dégagé.

**NL In een oogopslag**

- 2-staps ontkoppeling
- Eenvoudig en zonder moeite te bedienen
- Duurzaam – onderhoudsarm
- Steriliseerbaar (CIP)

**NL Toepassingsgebied**  
Perslucht- en gasvoorzieningen, meet- en regelsystemen:

- Installatiebouw
- Medische techniek, chemie en farmacie
- Voedsel- en drankenindustrie

**NL Gebruik Koppelen**  
Druk de insteeknippel in de koppeling totdat er hoorbaar een verbinding wordt gemaakt.

**NL Ontkoppelen**  
De insteeknippel kan worden losgekoppeld door de ontkoppelingsring naar links te draaien. De insteeknippel wordt door de borggrendel tegengehouden, totdat de slang is ontluicht. De insteeknippel kan alleen worden ontkoppeld door de ontkoppelingsring naar rechts te draaien.

Operating Pressure
<ul style="list-style-type: none"> <li>Up to 25 bar, Vacuum till 100 mbar</li> <li>connection/disconnection to max. 15 bar</li> </ul>

Betriebsdruck
<ul style="list-style-type: none"> <li>Bis 25 bar, techn. Vakuum bis 100 mbar</li> <li>ein-/auskuppeln bis max. 15 bar</li> </ul>

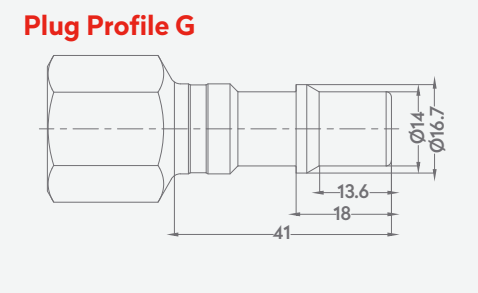
Pression de service
<ul style="list-style-type: none"> <li>Jusqu'à 25 bar, Vide technique jusqu'à 100 mbar</li> <li>accouplement/désaccouplement jusqu'à 15 bar max</li> </ul>

Werkdruk
<ul style="list-style-type: none"> <li>tot 25 bar, 100 mbar Vacuüm</li> <li>aan- en afkoppelen tot max. 15 bar</li> </ul>

**Options**

FFKM FDA EPDM STEEL

-20° to + 200°C (FPM)  
+5° to + 392°F



**Compatible with**  
TST 107.11  
Swing Coupling Serie G

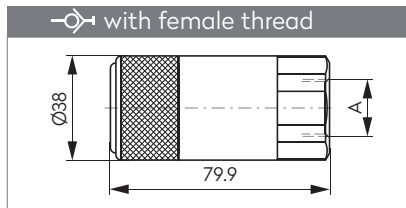
# SV 2 - Stage

# DN11

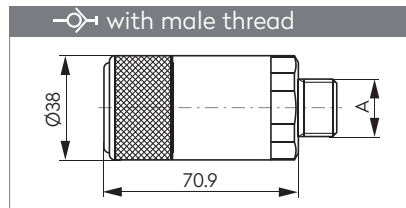
1/2"



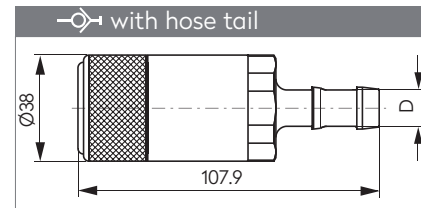
## QUICK ACTION COUPLING SCHNELLVERSCHLUSS-KUPPLUNG



A	Steel
G3/8	303 00 615
NPT3/8	303 00 618
G1/2	303 00 616
NPT1/2	303 00 619
G3/4	303 00 617
NPT3/4	303 00 620

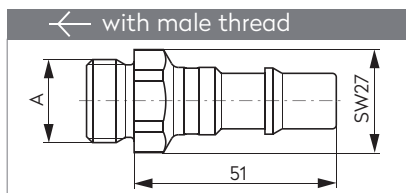


A	Steel
G3/8	303 00 621
NPT3/8	303 00 625
G1/2	303 00 622
NPT1/2	303 00 626
G3/4	303 00 623
NPT3/4	303 00 627
G1	303 00 624

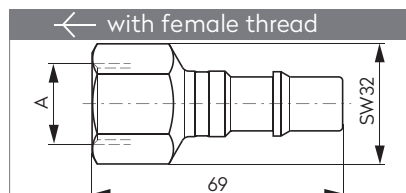


D	Steel
13 mm 1/2"	303 00 628
16 mm 5/8"	303 00 154
19 mm 3/4"	303 00 156

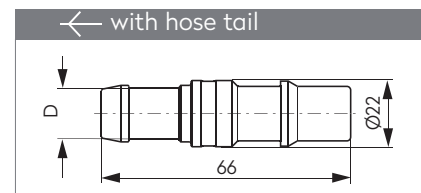
## PLUG STECKNIPPEL



A	Steel
G3/8	355 00 110
G1/2	355 00 111
NPT1/2	355 00 117
G3/4	355 00 112
NPT3/4	355 00 118

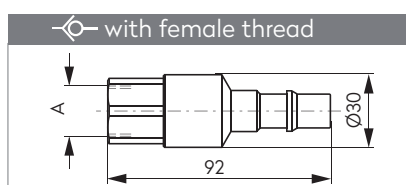


A	Steel
G3/8	355 00 107
NPT3/8	355 00 113
G1/2	355 00 108
NPT1/2	355 00 114
G3/4	355 00 109
NPT 3/4	355 00 115

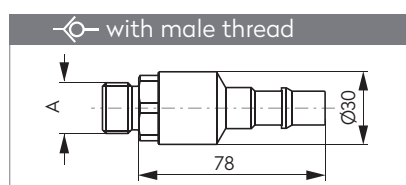


D	Steel
10 mm 3/8"	355 00 119
13 mm 1/2"	355 00 120
16 mm 5/8"	355 00 121
19 mm 3/4"	355 00 122

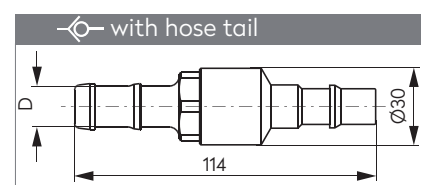
## PLUG WITH CHECK VALVE VERSCHLUSSNIPPEL



A	Steel
G3/8	355 00 316
NPT3/8	355 00 318
G1/2	355 00 317
NPT1/2	355 00 319



A	Steel
G3/8	355 00 320
NPT3/8	355 00 322
G1/2	355 00 268
NPT1/2	355 00 323
G3/4	355 00 321



D	Steel
13 mm 1/2"	353 00 324
16 mm 5/8"	353 00 147
19 mm 3/4"	353 00 222



EN

### Features

- 2-stage disconnection
- Extremely robust design
- Long service life – low maintenance

### Application

Compressed air and gas supply in extremely rough working conditions in:

- Marine and ship-building
- Petrochemical (oil and gas industries)

### Procedure

#### Connection

Push plug into coupling and turn it to the right until the mechanism is heard to engage by a click.

#### Disconnection

Turn plug to the left while simultaneously gently pulling back the release ring. The plug is withheld from ejecting by the safety chamber and can only be released by another 90° turn to the left or to the right.

DE

### Auf einen Blick

- 2-Stufen-Entkupplung
- Extrem robuste Ausführung
- Hohe Standzeit – wartungsarm

### Anwendungsbereich

Druckluft und Gasversorgung in extrem rauen Bedingungen in:

- Marine und Schiffsbau
- Raffinerien (Öl- und Gasindustrie)

### Handhabung

#### Einkuppeln

Stecknippel in Kupplung einführen, nach rechts drehen bis der Mechanismus hörbar einrastet.

#### Auskuppeln

Stecknippel nach links drehen und gleichzeitig Auslösering leicht nach hinten ziehen. Der Stecknippel wird beim Ausstoss von der Sicherheitskammer aufgefangen und erst nach einer weiteren Links- oder Rechtsdrehung um 90° freigegeben.

FR

### En bref

- Désaccouplement en 2 temps Forme compacte
- Modèle extrêmement robuste
- Durée de vie élevée – entretien minime

### Domaine d'application

Alimentation en gaz et en air comprimé pour des conditions extrêmement rudes, par ex.:

- Marine et construction navale
- Raffineries (industrie du pétrole et du gaz)

### Manipulation

#### Accouplement

Introduire l'about de raccordement dans le coupleur et le tourner vers la droite jusqu'au dé clic audible du mécanisme.

#### Désaccouplement

Tourner l'about de raccordement vers la gauche et en même temps tirer la bague de déclenchement légèrement vers l'arrière. L'about de raccordement est toutefois retenu dans la chambre de sécurité et seulement libéré après une rotation de 90° vers la gauche ou vers la droite.

NL

### In een oogopslag

- 2-staps ontkoppeling
- Zeer robuust ontwerp
- Duurzaam – onderhoudsarm

### Toepassingsgebied

Perslucht- en gasvoorzieningen, bij extreme werkomstandigheden:

- Marine en scheepsbouw
- Raffinaderijen (olie- en gasindustrie)





### Gebruik

#### Koppelen

Duw de insteeknippel in de koppeling en draai deze naar rechts, totdat er hoorbaar een verbinding wordt gemaakt.

#### Ontkoppelen

De insteeknippel kan worden ontkoppeld door de ontkoppelingring naar links te draaien. Het wordt door de borgkamer tegengehouden en kan alleen worden ontkoppeld door de nogmaals 90 graden naar links- of rechts te draaien.

 Operating Pressure	 Betriebsdruck	 Pression de service	 Werkdruk
<ul style="list-style-type: none"> <li>• Up to 25 bar, Vacuum till 100 mbar</li> <li>• connection/disconnection to max. 15 bar</li> </ul>	<ul style="list-style-type: none"> <li>• Bis 25 bar, techn. Vakuum bis 100 mbar</li> <li>• ein-/auskuppeln bis max. 15 bar</li> </ul>	<ul style="list-style-type: none"> <li>• Jusqu'à 25 bar, Vide technique jusqu'à 100 mbar</li> <li>• accouplement/désaccouplement jusqu'à 15 bar max</li> </ul>	<ul style="list-style-type: none"> <li>• tot 25 bar, 100 mbar Vacuüm</li> <li>• aan- en afkoppelen tot max. 15 bar</li> </ul>

### Options

FFKM

FDA

EPDM

STEEL



-20° to + 200°C (FPM)  
+5° to + 392°F

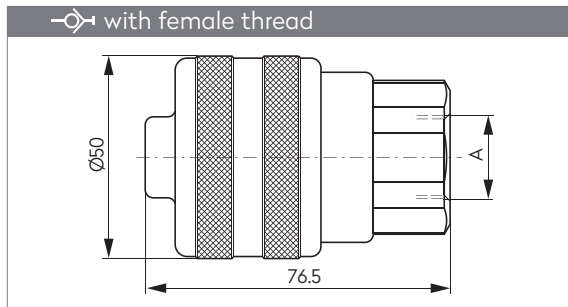


Valved Plug

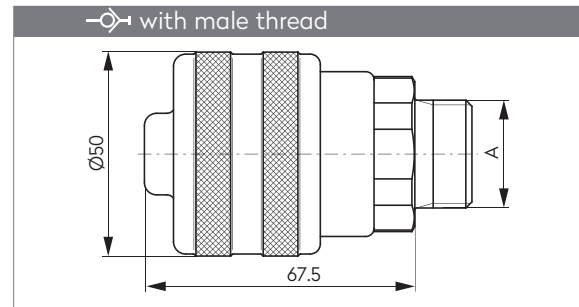
Unvalved Plug



## QUICK ACTION COUPLING SCHNELLVERSCHLUSS-KUPPLUNG

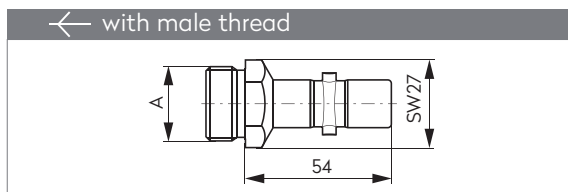


A	Steel
G3/8	303 00 629
NPT3/8	303 00 631
G1/2	303 00 206
NPT1/2	303 00 632
G3/4	303 00 630
NPT3/4	303 00 633

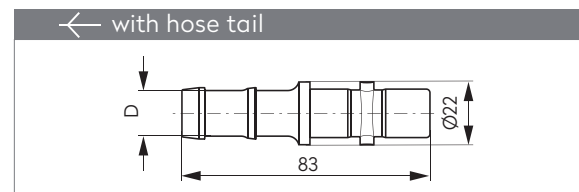


A	Steel
G3/8	303 00 634
NPT3/8	303 00 638
G1/2	303 00 635
NPT1/2	303 00 639
G3/4	303 00 636
NPT3/4	303 00 640
G1	303 00 637

## PLUG STECKNIPPEL

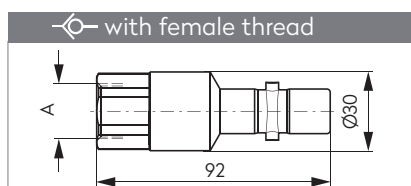


A	Steel
G3/8	355 00 135
G1/2	355 00 136
NPT1/2	355 00 285
G3/4	355 00 137
NPT3/4	355 00 340

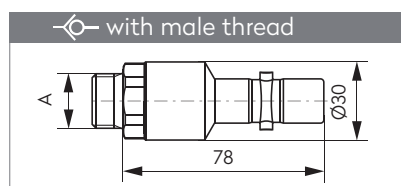


D	Steel
10 mm 3/8"	355 00 131
13 mm 1/2"	355 00 132
16 mm 5/8"	355 00 133
19 mm 3/4"	355 00 134

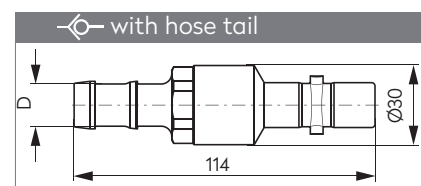
## PLUG WITH CHECK VALVE VERSCHLUSSNIPPEL



A	Steel
G3/8	353 00 226
NPT3/8	353 00 325
G1/2	353 00 015
NPT1/2	353 00 326



A	Steel
G3/8	353 00 327
NPT3/8	353 00 330
G1/2	353 00 328
NPT1/2	353 00 331
G3/4	353 00 329



D	Steel
13 mm 1/2"	353 00 332
16 mm 5/8"	353 00 333
19 mm 3/4"	353 00 273



**EN**

**Features**

- 2-stage disconnection
- Extremely robust design
- Long service life – low maintenance

**Application**  
Compressed air and gas supply in extremely rough working conditions in:

- Marine and ship-building
- Petrochemical (oil and gas industries)

**Procedure**

**Connection**  
Push plug into coupling and turn it to the right until the mechanism is heard to engage by a click.

**Disconnection**  
Turn plug to the left while simultaneously gently pulling back the release ring. The plug is withheld from ejecting by the safety chamber and can only be released by another 90° turn to the left or to the right.

**DE**

**Auf einen Blick**

- 2-Stufen-Entkupplung
- Extrem robuste Ausführung
- Hohe Standzeit – wartungsarm

**Anwendungsbereich**  
Druckluft und Gasversorgung in extrem rauen Bedingungen in:

- Marine und Schiffsbau
- Raffinerien (Öl- und Gasindustrie)

**Handhabung**

**Einkuppeln**  
Stecknippel in Kupplung einführen, nach rechts drehen bis der Mechanismus hörbar einrastet.

**Auskuppeln**  
Stecknippel nach links drehen und gleichzeitig Auslösering leicht nach hinten ziehen. Der Stecknippel wird beim Ausstoss von der Sicherheitskammer aufgefangen und erst nach einer weiteren Links- oder Rechtsdrehung um 90° freigegeben.

**FR**

**En bref**

- Désaccouplement en 2 temps Forme compacte
- Modèle extrêmement robuste
- Durée de vie élevée – entretien minime

**Domaine d'application**  
Alimentation en gaz et en air comprimé pour des conditions extrêmement rudes, par ex.:

- Marine et construction navale
- Raffineries (industrie du pétrole et du gaz)

**Manipulation**

**Accouplement**  
Introduire l'about de raccordement dans le coupleur et le tourner vers la droite jusqu'au dé clic audible du mécanisme.

**Désaccouplement**  
Tourner l'about de raccordement vers la gauche et en même temps tirer la bague de déclenchement légèrement vers l'arrière. L'about de raccordement est toutefois retenu dans la chambre de sécurité et seulement libéré après une rotation de 90° vers la gauche ou vers la droite.

**NL**

**In een oogopslag**

- 2-staps ontkoppeling
- Zeer robuust ontwerp
- Duurzaam – onderhoudsarm





**Toepassingsgebied**  
Perslucht- en gasvoorzieningen, bij extreme werkomstandigheden:

- Marine en scheepsbouw
- Raffinaderijen (olie- en gasindustrie)

**Gebruik**

**Koppelen**  
Duw de insteeknippel in de koppeling en draai deze naar rechts, totdat het mechanisme hoorbaar een verbinding maakt.

**Ontkoppelen**  
De insteeknippel kan worden ontkoppeld door de ontkoppelingsring naar links te draaien. Het wordt door de borgkamer tegengehouden en kan alleen worden ontkoppeld door de nogmaals 90 graden naar links- of rechts te draaien.


 Operating Pressure	 Betriebsdruck	 Pression de service	 Werkdruk
<ul style="list-style-type: none"> <li>• Up to 25 bar, Vacuum till 100 mbar</li> <li>• connection/disconnection to max. 15 bar</li> </ul>	<ul style="list-style-type: none"> <li>• Bis 25 bar, techn. Vakuum bis 100 mbar</li> <li>• ein-/auskuppeln bis max. 15 bar</li> </ul>	<ul style="list-style-type: none"> <li>• Jusqu'à 25 bar, Vide technique jusqu'à 100 mbar</li> <li>• accouplement/désaccouplement jusqu'à 15 bar max</li> </ul>	<ul style="list-style-type: none"> <li>• tot 25 bar, 100 mbar Vacuüm</li> <li>• aan- en afkoppelen tot max. 15 bar</li> </ul>

**Options**

FFKM FDA EPDM STEEL



-20° to + 200°C (FPM)  
+5° to + 392°F



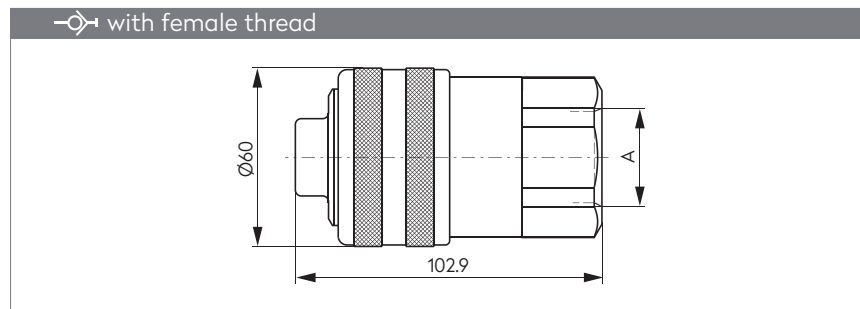
**Valved Plug**

**Unvalved Plug**



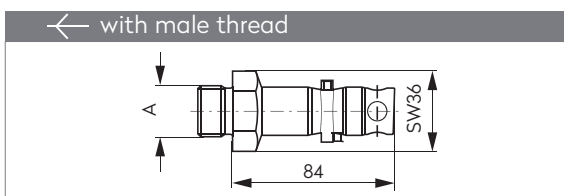


## QUICK ACTION COUPLING SCHNELLVERSCHLUSS-KUPPLUNG

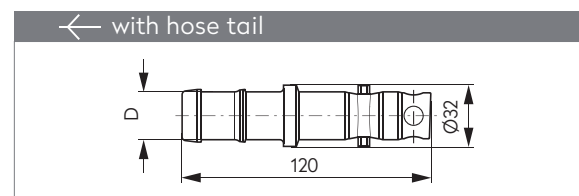


A	Steel
G3/4	303 00 641
NPT3/4	303 00 643
G1	303 00 642
NPT1	303 00 644

## PLUG STECKNIPPEL

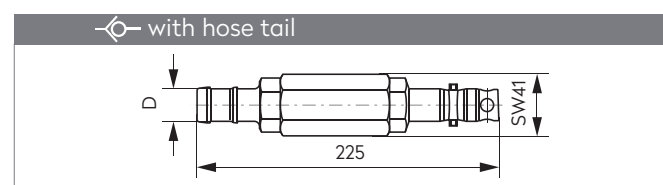


A	Steel
G3/4	355 00 279
NPT3/4	355 00 341
G1	355 00 280
NPT1	355 00 342



D	Steel
19 mm 3/4"	355 00 281
25 mm 1"	355 00 282

## PLUG WITH CHECK VALVE VERSCHLUSSNIPPEL



D	Steel
19 mm 3/4"	353 00 219
25 mm 1"	353 00 218



**EN**

**Features**

- Mixing of different media is impossible, as connection is only possible with plug with identical key profile
- 2-stage disconnection
- Eliminates danger of wrong line connection

**Application**

For safety-related applications, toxic media in:

- Machine and apparatus engineering
- Medical, chemical and pharmaceutical

**Procedure**

**Connection**

Push plug into coupling with matching key profile until it is heard to engage by a click.

**Disconnection**

The plug is disconnected by turning the release ring to the left. It is held back by the safety clutch, until the hose is ventilated. The plug can only be released by turning the release ring to the right.

**DE**

**Auf einen Blick**

- Verwechslung verschiedener Medien ausgeschlossen, da nur mit Stecknippel mit gleichem Schlüssel zu betätigen
- 2-Stufen Entkupplung
- Einsatz bei Verwechslungsgefahr

**Anwendungsbereich**

Für sicherheitsrelevante Anwendungen, toxische Medien in:

- Anlagenbau
- Medizinaltechnik, Chemie und Pharma

**Handhabung**

**Einkuppeln**

Stecknippel mit gleichem geometrischem Schlüssel in entsprechende Kupplung eindrücken bis er hörbar einrastet.

**Auskuppeln**

Durch Linksdrehung des Auslöserings wird der Stecknippel ausgekuppelt, jedoch von der Sicherheitsklinke zurückgehalten bis der Schlauch entlüftet ist. Erst nach Rechtsdrehung des Auslöserings wird der Stecknippel freigegeben.

**FR**

**En bref**

- Intersersion de différents fluides impossible grâce à un profil de clé identique du coupleur et de son about.
- Désaccouplement en 2 temps Forme compacte
- Application en cas de risque d'intersersion

**Domaine d'application**

Pour les applications liées à la sécurité, les fluides toxiques, par ex.:

- construction d'installations
- technique médicale, chimie et pharmacie

**Manipulation**

**Accouplement**

Introduire l'about de raccordement dont la clé est identique à celle du coupleur jusqu'au déclic audible.

**Désaccouplement**

Un mouvement à gauche de la bague de déclenchement dégage l'about de raccordement qui cependant restera retenu par le cliquet de sécurité jusqu'à ce que le tuyau soit purgé. Ce n'est qu'en tournant la bague de déclenchement vers la droite que l'about de raccordement sera entièrement délogé.

**NL**

**In een oogopslag**

- Het samenkomen van vloeistoffen is uitgesloten, doordat er alleen verbinding kan worden gemaakt via een plug met een identiek sleutelprofiel
- 2-staps ontkoppeling
- Voorkomt verbinding met onjuiste lijn

**Toepassingsgebied**

Veiligheidsgerelateerde toepassingen, giftige vloeistoffen:

- Installatiebouw
- Medische techniek, chemie, farmacie

**Gebruik**

**Koppelen**

Druk de insteeknippel in de koppeling met het juiste sleutelprofiel, totdat er hoorbaar een verbinding wordt gemaakt.


**Ontkoppelen**

De insteeknippel kan worden ontkoppeld door de ontkoppelingring naar links te draaien. Deze wordt door de borggrendel tegengehouden, totdat de slang is ontlucht. De insteeknippel kan alleen worden ontkoppeld door de ontkoppelingring naar rechts te draaien.

Operating Pressure	Betriebsdruck	Pression de service	Werkdruk
<ul style="list-style-type: none"> <li>• Up to 25 bar, Vacuum till 100 mbar</li> <li>• connection/disconnection to max. 15 bar</li> </ul>	<ul style="list-style-type: none"> <li>• Bis 25 bar, techn. Vakuum bis 100 mbar</li> <li>• ein-/auskuppeln bis max. 15 bar</li> </ul>	<ul style="list-style-type: none"> <li>• Jusqu'à 25 bar, Vide technique jusqu'à 100 mbar</li> <li>• accouplement/désaccouplement jusqu'à 15 bar max</li> </ul>	<ul style="list-style-type: none"> <li>• tot 25 bar, 100 mbar Vacuüm</li> <li>• aan- en afkoppelen tot max. 15 bar</li> </ul>

**Options**

FFKM FDA EPDM STEEL



-20° to + 200°C (FPM)  
+5° to + 392°F

**Key**



Key D



Key F



Key S



Key V



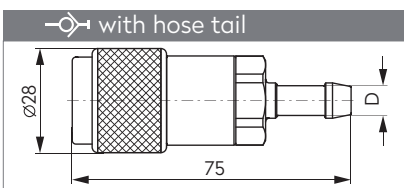
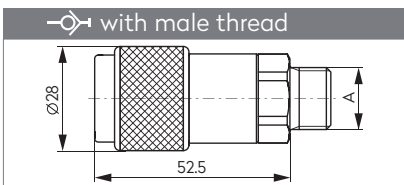
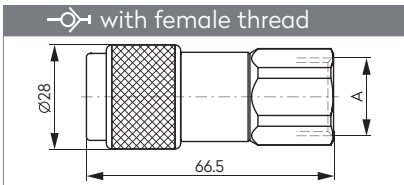
tst®

SV 2 - Stage

DN 6  
1/4"



**QUICK ACTION COUPLING SCHNELLVERSCHLUSS-KUPPLUNG**

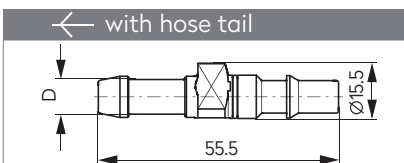
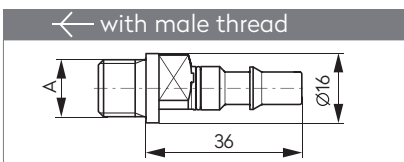


A	Key D	Key F	Key S	Key V
G1/8	303 00 645	303 00 650	303 00 655	303 00 660
G1/4	303 00 388	303 00 372	303 00 396	303 00 380
NPT1/4	303 00 487	303 00 489	303 00 491	303 00 493
G3/8	303 00 389	303 00 373	303 00 397	303 00 381
NPT3/8	303 00 646	303 00 651	303 00 656	303 00 661
G1/2	303 00 390	303 00 374	303 00 398	303 00 382

A	Key D	Key F	Key S	Key V
G1/4	303 00 391	303 00 375	303 00 399	303 00 383
NPT1/4	303 00 488	303 00 490	303 00 492	303 00 494
G3/8	303 00 392	303 00 376	303 00 400	303 00 384
NPT3/8	303 00 648	303 00 653	303 00 658	303 00 663
G1/2	303 00 647	303 00 652	303 00 657	303 00 662

A	Key D	Key F	Key S	Key V
6 mm 1/4"	303 00 393	303 00 377	303 00 401	303 00 385
8 mm 5/16"	303 00 394	303 00 378	303 00 402	303 00 386
10mm 3/8"	303 00 395	303 00 379	303 00 403	303 00 387
13mm 1/2"	303 00 649	303 00 654	303 00 659	303 00 664

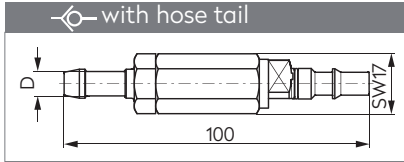
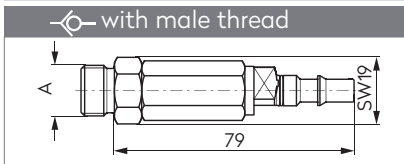
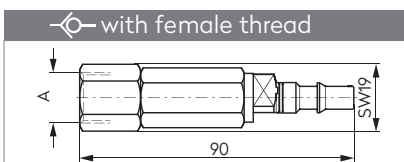
**PLUG STECKNIPPEL**



A	Key D	Key F	Key S	Key V
G1/8	355 00 296	355 00 286	355 00 306	355 00 291
G1/4	355 00 297	355 00 287	355 00 307	355 00 292
NPT1/4	355 00 343	355 00 344	355 00 345	355 00 346

A	Key D	Key F	Key S	Key V
6 mm 1/4"	355 00 298	355 00 288	355 00 308	355 00 293
8 mm 5/16"	355 00 299	355 00 289	355 00 309	355 00 294
10 mm 3/8"	355 00 300	355 00 290	355 00 310	355 00 295

**Plug with check valve**



A	Key D	Key F	Key S	Key V
G1/4	353 00 253	353 00 239	353 00 260	353 00 246
NPT1/4	353 00 293	353 00 297	353 00 301	353 00 305
G3/8	353 00 254	353 00 240	353 00 261	353 00 247
NPT3/8	353 00 294	353 00 298	353 00 302	353 00 306

A	Key D	Key F	Key S	Key V
G1/4	353 00 255	353 00 241	353 00 262	353 00 248
NPT1/4	353 00 295	353 00 299	353 00 303	353 00 307
G3/8	353 00 256	353 00 242	353 00 263	353 00 249
NPT3/8	353 00 296	353 00 300	353 00 304	353 00 308

A	Key D	Key F	Key S	Key V
6 mm 1/4"	353 00 257	353 00 243	353 00 264	353 00 250
8 mm 5/16"	353 00 258	353 00 244	353 00 265	353 00 251
10 mm 3/8"	353 00 259	353 00 245	353 00 266	353 00 252

# SV 1-Stage

# DN11

## 1/2" Non-interchangeable Heavy-Duty Range



EN

### Features

- Mixing of different media is impossible as connection is only possible with plug with identical key profile
- Extremely robust design
- Eliminates danger of wrong line connection

### Application

For safety-related applications, toxic media in:

- Machine and apparatus engineering
- Petrochemical (oil and gas industries)

### Procedure

#### Connection

Push plug into coupling and turn it to the right until the mechanism is heard to engage by a click.

#### Disconnection

Turn plug to the left while simultaneously gently pulling back the release ring. In order to prevent the hose from ejecting dangerously, the plug must be held in the hand until the hose is completely ventilated.

DE

### Auf einen Blick

- Verwechslung verschiedener Medien ausgeschlossen, da nur mit Stecknippel mit gleichem Schlüssel zu betätigen
- Robuste Ausführung
- Einsatz bei Verwechslungsgefahr

### Anwendungsbereich

Für sicherheitsrelevante Anwendungen, toxische Medien in:

- Anlagenbau
- Raffinerien (Öl- und Gasindustrie)

### Handhabung

#### Einkuppeln

Stecknippel in Kupplung einführen, nach rechts drehen bis der Mechanismus hörbar einrastet.

#### Auskuppeln

Stecknippel nach links drehen und gleichzeitig den Auslösering leicht nach hinten ziehen. Um ein gefährliches Rückschlagen zu vermeiden, muss der Stecknippel so lange in der Hand gehalten werden bis der Schlauch vollständig entlüftet ist.

FR

### En bref

- Intersersion de différents fluides impossible grâce à un profil de clé identique du coupleur et de son about.
- Modèle robuste
- Application en cas de risque d'intersersion

### Domaine d'application

Pour les applications liées à la sécurité, les fluides toxiques, par ex.:

- Construction d'installations
- Raffineries (industrie du pétrole et du gaz)

### Manipulation

#### Accouplement

Introduire l'about de raccordement dans le coupleur et le tourner vers la droite jusqu'au déclic audible du mécanisme.

#### Désaccouplement

Tourner l'about de raccordement vers la gauche et en même temps tirer la bague de déclenchement légèrement vers l'arrière. Pour éviter un coup de fouet du tuyau, il convient de garder l'about en main jusqu'à ce que le tuyau soit entièrement purgé.

NL

### In een oogopslag

- Het samenkomen van vloeistoffen is uitgesloten, doordat er alleen verbinding kan worden gemaakt via een plug met een identiek profiel

- Bijzonder robuust ontwerp

- Voorkomt het risico dat er verbinding wordt gemaakt met een onjuiste lijn

### Toepassingsgebied

Veiligheidsgerelateerde toepassingen, giftige vloeistoffen:

- Installatiebouw
- Raffinaderijen (olie- en gasindustrie)

### Gebruik

#### Koppelen

Druk de insteeknippel in de koppeling en draai naar rechts totdat het mechanisme hoorbaar een koppeling maakt.

#### Ontkoppelen

Draai de insteeknippel naar links en trek gelijktijdig de ontkoppeling voorzichtig naar achteren. Om een gevaarlijke loskoppeling van de slang te vermijden, moet de insteeknippel met de hand vast worden gehouden totdat de slang volledig is ontlucht.

Operating Pressure	Betriebsdruck	Pression de service	Werkdruk
<ul style="list-style-type: none"> <li>• Up to 25 bar, Vacuum till 100 mbar</li> <li>• connection/disconnection to max. 15 bar</li> </ul>	<ul style="list-style-type: none"> <li>• Bis 25 bar, techn. Vakuum bis 100 mbar</li> <li>• ein-/auskuppeln bis max. 15 bar</li> </ul>	<ul style="list-style-type: none"> <li>• Jusqu'à 25 bar, Vide technique jusqu'à 100 mbar</li> <li>• accouplement/désaccouplement jusqu'à 15 bar max</li> </ul>	<ul style="list-style-type: none"> <li>• tot 25 bar, 100 mbar Vacuüm</li> <li>• aan- en afkoppelen tot max. 15 bar</li> </ul>

### Options

FFKM FDA EPDM STEEL

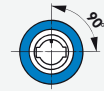


-20° to + 200°C (FPM)  
+5° to + 392°F

### Key



45°



90°



135°

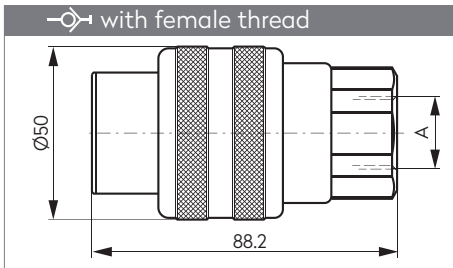


# SV 1- Stage Non-interchangeable

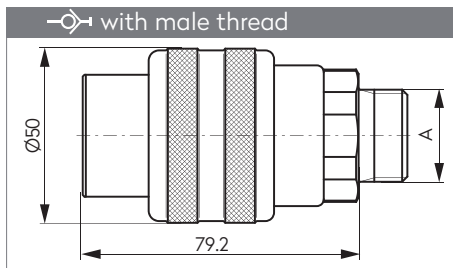
# DN11 Keys 45°...90°...135° 1/2"



## QUICK ACTION COUPLING SCHNELLVERSCHLUSS-KUPPLUNG

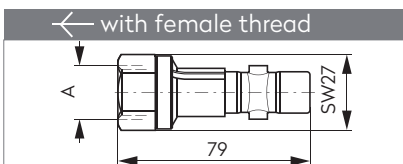


A	Key 45°	Key 90°	Key 135°
G3/8	303 00 665	303 00 670	303 00 675
G1/2	303 00 666	303 00 671	303 00 676
NPT1/2	303 00 668	303 00 673	303 00 678
G3/4	303 00 667	303 00 672	303 00 677
NPT3/4	303 00 669	303 00 674	303 00 679

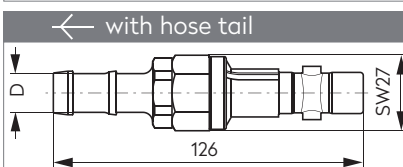


A	Key 45°	Key 90°	Key 135°
G3/8	303 00 680	303 00 686	303 00 692
NPT3/8	303 00 684	303 00 690	303 00 696
G1/2	303 00 681	303 00 687	303 00 693
NPT1/2	303 00 685	303 00 691	303 00 697
G3/4	303 00 682	303 00 688	303 00 694
G1	303 00 683	303 00 689	303 00 695

## PLUG STECKNIPPEL

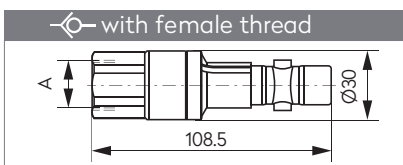


A	Key 45°	Key 90°	Key 135°
G1/2	355 00 347	355 00 351	355 00 355
NPT1/2	355 00 348	355 00 352	355 00 356

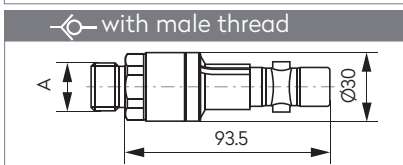


A	Key 45°	Key 90°	Key 135°
13 mm 1/2"	355 00 349	355 00 353	355 00 357
19 mm 3/4"	355 00 350	355 00 354	355 00 358

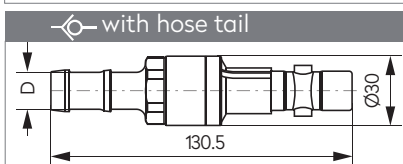
## Plug with check valve



A	Key 45°	Key 90°	Key 135°
G1/2	353 00 334	353 00 341	353 00 348
NPT1/2	353 00 335	353 00 342	353 00 349



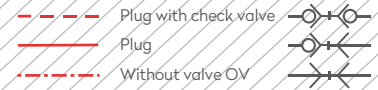
A	Key 45°	Key 90°	Key 135°
G1/2	353 00 336	353 00 343	353 00 350
NPT1/2	353 00 337	353 00 344	353 00 351
G3/4	353 00 338	353 00 345	353 00 352



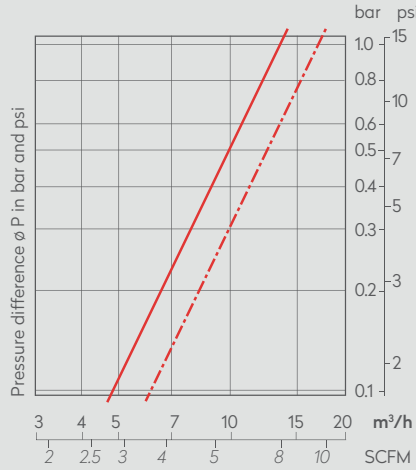
A	Key 45°	Key 90°	Key 135°
13 mm 1/2"	353 00 339	353 00 346	353 00 353
19 mm 3/4"	353 00 340	353 00 347	353 00 354

# Performance Graph Stainless Steel

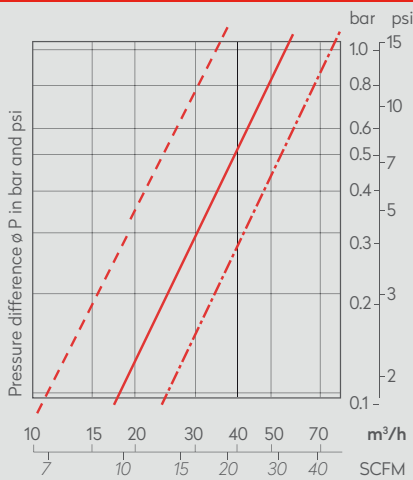
Flow Rate at 68°F (20 °C)  
Operating Pressure 87 psi (6 bar)



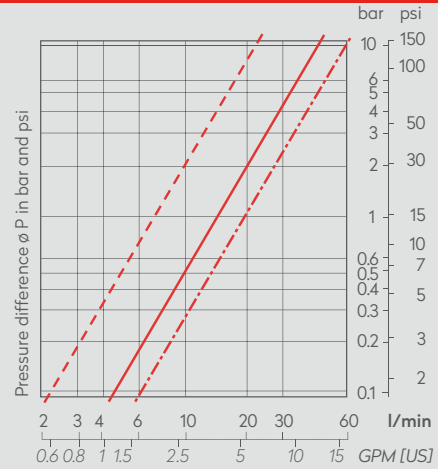
**SV 1-Stage DN3 1/8"** Performance Graph Air



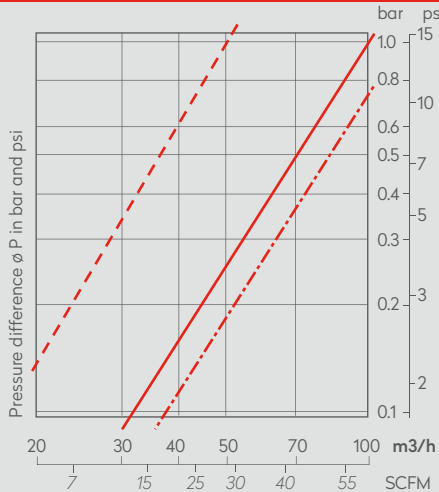
**SV 2-Stage DN6 1/4"** Performance Graph Air



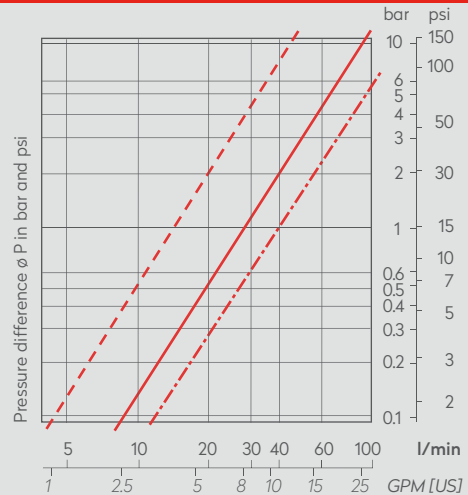
**SV 2-Stage DN6 1/4"** Performance Graph Water



**SV 2-Stage DN8 3/8"** Performance Graph Air

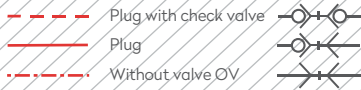


**SV 2-Stage DN8 3/8"** Performance Graph Water

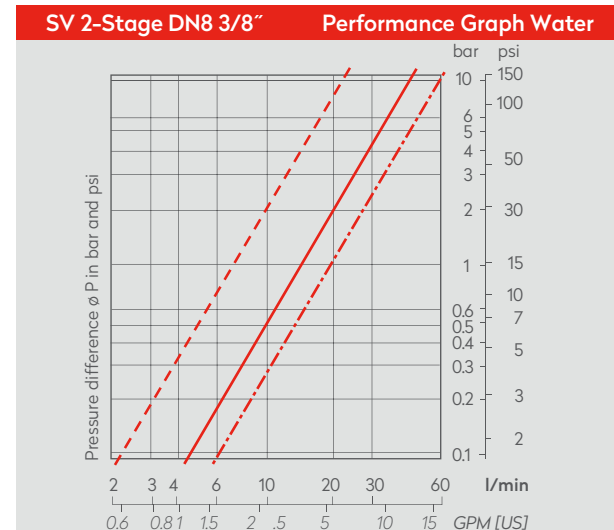
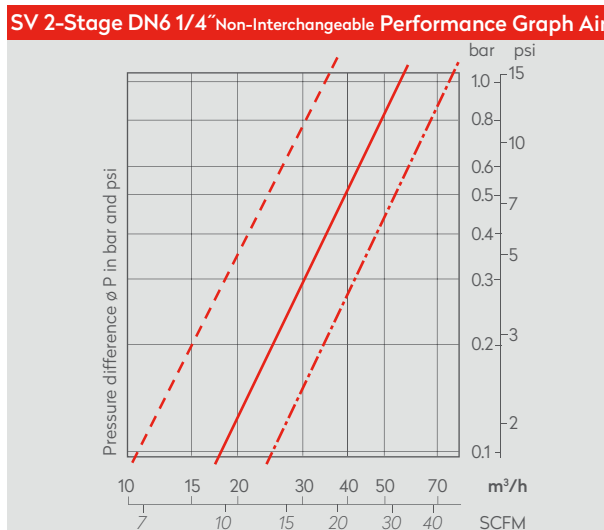
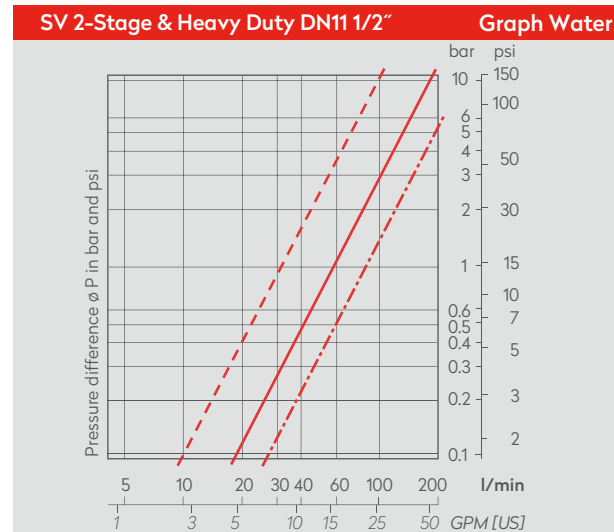
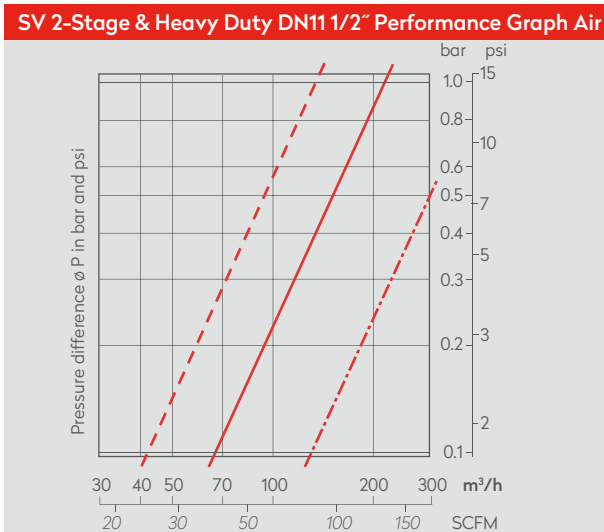
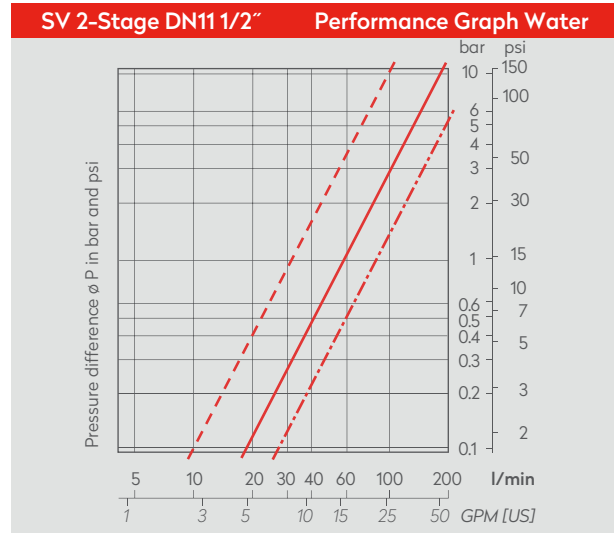
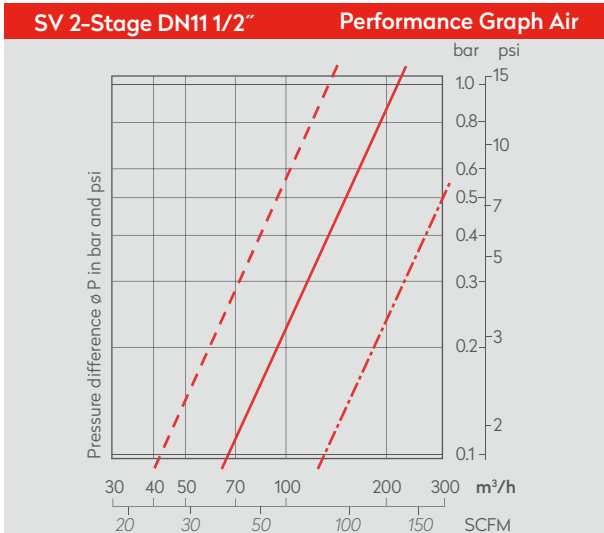




# Performance Graph Stainless Steel



Flow Rate at 68°F (20 °C)  
Operating Pressure 87 psi (6 bar)





# ICON INDEX

## Icons Related with Application Area



The pressure ranges vary for each product shown in this leaflet. Before ordering, please mention the application pressure to make sure the product meets the system requirements.

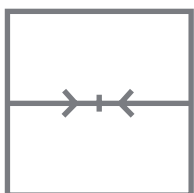


Temperature range of our products vary according to the sealing components chosen. Most common sealing types are listed below. For custom requirements, please contact us.

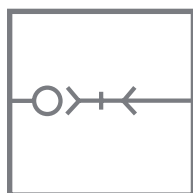


Is the actual diameter which fluid passes through. TST is capable of manufacturing products with nominal diameter of DN 2,7 mm's up to DN 75 mm's.


### FLOW SYMBOLS



**THROUGH FLOW**  
(Both Sides are Without Valve)

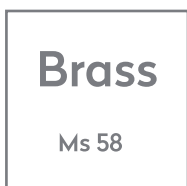


**SINGLE SHUT OFF**  
(One side is With Valve)



**DOUBLE SHUT OFF**  
(Both Sides are With Valve)

### OTHER ICONS



## TAMSAN BAĞLANTI ELEMANLARI A.Ş.

GEPOSB Gebze / Kocaeli TÜRKİYE

Factory Tel: +90 262 751 20 44

Fax: +90 262 751 30 44

info@tst-tamsan.com

### EXPORT DEPARTMENT

Tel: +90 262 751 20 25

Fax: +90 262 751 20 50

sales@tst-tamsan.com

[www.tst-tamsan.com](http://www.tst-tamsan.com)

SWING COUPLING / SV SERIE / STAINLESS STEEL SERIE

The logo for TST is rendered in a bold, red, sans-serif font. The letters 't', 's', and 't' are connected. The first 't' has a grey horizontal bar across its middle. The 's' is a simple, rounded shape. The second 't' has a grey horizontal bar across its middle. A registered trademark symbol (®) is positioned to the upper right of the final 't'.

SMART SOLUTIONS FOR INDUSTRIAL CONNECTIONS