

## Attended Goods Lift



- **Up to 17 metres Travel**
- **Self Supporting Structure**
- **Minimal Pit Required**
- **Variable Car Sizes**
- **Robust Design**
- **750 or 1000kg Load Capacity**
- **No separate machine room required**

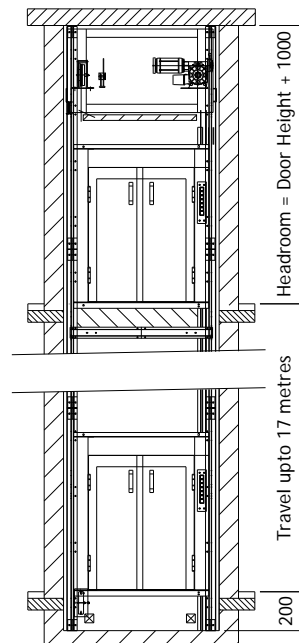
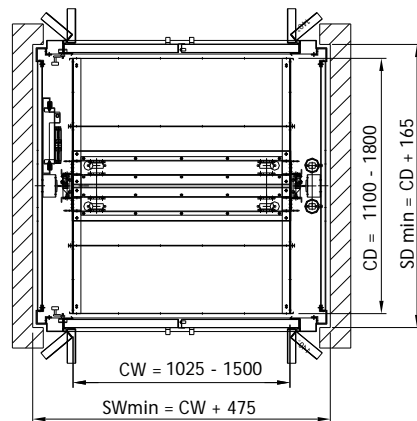
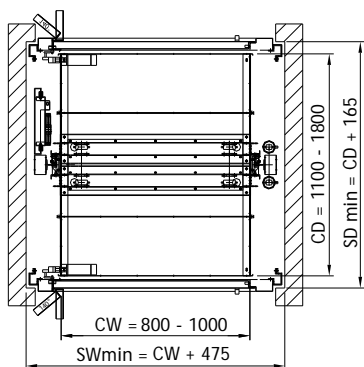
Niche..... Our passion and purpose is the supply of specialist lifts that enable wheelchair users and the less able gain access to upper floors and up stairways, plus service, trolley and goods lifts for transporting goods in the range 5kgs to 2000kgs

We supply, install and service Niche products that meet your specific needs.

NICHE LIFTS—Focus and expertise working uniquely for YOU on Niche Products.

# Attended Goods Lift

<b>Model Type</b>	Attended Goods Lift
<b>Rated Load</b>	750 or 1000kg capacity.
<b>Rated Speed</b>	0.1 m/s
<b>Drive Type</b>	Chain drive, machine above
<b>Number of Stops</b>	Up to 5 stops
<b>Power Supply</b>	415v, 3 phase, 50hz, 4-wire
<b>Travel</b>	Up to 15 metres
<b>Pit</b>	200 mm
<b>Headroom</b>	Door Height + 1000 mm
<b>Car</b>	Galvanised car with safety gear. Suitable for trained attendant. Car entrance fitted with a protective light curtain.
<b>Car Size</b>	800-1500 wide x 1100-1800 deep x 2000-2200 high.
<b>Controls</b>	Hold to run controls in the car with autodialer and main/emergency lighting. Call and send buttons at each landing. Lift in use, car position indicator and door open buzzer at each landing.
<b>Configuration</b>	Single entry or through car.
<b>Door Type</b>	Single or double swing hinge doors on landings depending on the model. Galvanised finish. Single hinge doors for car sizes up to 1000 wide.
<b>Shaft Enclosure</b>	Standard freestanding structure clad by others. Note structure requires horizontal ties to the building fabric.
<b>Special Items</b>	Light & socket in the machine room, lift arrival buzzer and lift out of use indicator.
<b>Options</b>	Fire Rated Landing Doors Galvanised non fire rated shaft cladding Bespoke car sizes
<b>Compliance</b>	EC Machinery Directive 2006/42/EC
<b>Documentation</b>	Owners guide issued on completion.



**Niche**<sup>TM</sup>  
Lifts

Niche Lifts Ltd  
Office 15-16  
12 Farwig Lane  
Bromley, Kent  
BR1 3RB

Tel 020 8295 2852  
Fax 020 8466 1695

[www.nichelifts.com](http://www.nichelifts.com)



Visit us at [www.nichelifts.com](http://www.nichelifts.com)  
The information contained in this brochure was correct at the time of printing, due to continued development of our products we reserve the right to change the specification without prior notice