

# Positive Eye


## Peace at Last Learning Opportunities



## Maths Learning Opportunities

### Same and different

- House sides, knitting needles, two legs, arms, eyes, ears
- Same aeroplanes
- Different animals in the trees
- Explore different textures within story bucket – fur, wool, wood




## Ordering

- Bears by size,
- Events – role play story by sequence of events, place items from story in order

- Pyjamas and slippers by size

### Counting –

- Count snores by bears
- Count arms, legs, eyes (twoness of two, oneness of one)
- Count house sides
- Count windows, door, roof, chimney



- Count knitting needles
- Count slippers
- Count paws (match colours) make patterns with paws




- Count doors/windows/windscreen wipers
- Make bed for Bear – how many boxes are needed to make a bed big enough for a teddy bear?





## Measuring


- Measure bears – toy, baby, mum and dad bear (order smallest to biggest)



- Measure bears biggest – smallest (hold smallest, hold biggest feel difference)
- Measure knitting
- Unwind ball of wool and measure length
- Measure length of knitting needles
- Measure sides of house

## Shape

- Explore circular shape of moon



## Time

- Tell time on Cuckoo Clock. Use Lazy Sue to make a clock face and a moving clock hand

**Literacy (Peace at Last presented in a Story Bucket)**



- Sequence events
- Match initial letter sounds to objects
- Match words to objects
- Role play the story
- Put all objects together beginning with the same letters
- Make model of house, add tactile windows, door
- Explore real objects in story bucket





### **Positive Looking – good looking, attending, fixation**

- Shiny roof on house
- Light inside house
- Shiny paws on teddies
- Shiny buttons on dress – Mrs Teddy
- Red ribbon on teddy (baby teddy)
- Red patch on toy teddy
- Shiny pillow (Mr Bear's)



