


HANCOCK COUNTY SHERIFF'S OFFICE



2008 ANNUAL REPORT

200 West Crawford Street

Findlay, Ohio 45840

www.hancocksheriff.org

**A Message From:
Michael E. Heldman
Hancock County Sheriff**



Dear Citizens of Hancock County:

Once again, we are happy to provide you with information about the previous year. You will find the 2008 Annual Report to be informative and, I hope, useful.

As we move forward during this time of financial crisis in our country, I can say that during 2008 the Sheriff's Office was able to utilize grant funding in addition to funds from the County Commissioners to complete updates to the Communications center and the Corrections area of the Hancock County Justice Center. We have learned over the years to be innovative and conservative with the funds that we receive.

I look forward with an optimistic view that we can all move forward in 2009 to provide the safety and security that every citizen of Hancock County has learned to appreciate.

Sincerely,

A handwritten signature in cursive script that reads "Michael E. Heldman".

Michael E. Heldman, Sheriff

Table of Contents

Introduction.....2

Table of Contents.....3

Mission Statement and Guiding Principles.....4

Agency Demographics.....5

2008 Employee Awards.....6,7

Enforcement—Road Patrol.....8

Enforcement—Incidents9

Enforcement—Accidents10

Enforcement—Citations11

Enforcement—Communications and Canine Units.....12

Enforcement—Criminal Investigations and Special Units.....13

School Resource Officers and Support Staff14

Transport / Warrant and Civil Division15

Corrections16, 17

Rehabilitation & Opportunity Center18

Hancock County Sheriff’s Office Special Units.....19

Hancock County Sheriff’s Office Special Units—Volunteers20

Citizens Sheriff’s Academy & Alumni Association.....21

Financial Recap.....22-25

Projects and Renovations.....26

Administrative Staff27

Enforcement Statistics by Area.....Appendix A

Enforcement StatisticsAppendix B

Transport / Warrant & Civil Statistics.....Appendix C

Corrections Statistics.....Appendix D

Rehabilitation & Opportunity Center Statistics.....Appendix E

Administrative Statistics.....Appendix F

Organizational ChartAppendix G

Mission Statement


The mission of the Hancock County Sheriff's Office is to provide professional services which ensure the safety and security of our citizens, maintain human rights, protect property, and preserve life, by adhering to a philosophy that allows law enforcement and community residents to work together to prevent and solve crime.

Our Guiding Principles

We are committed to maintaining human rights, the protection of property and the preservation of life.

We are committed to professionalism and excellence.

We will ensure the safety and security of our citizens.




Strategic Plan

As part of the long range goals of the Hancock County Sheriff's Office, the personnel worked together to develop a Strategic Plan. The plan was completed in 2007. We will be meeting annually to review the plan, assess our progress, and update the action steps as needed.

**** This plan can be reviewed by contacting our office. ****

Hancock County Sheriff's Office

Agency Demographics



Sheriff Michael E. Heldman
 Captain Roger Treece
 Jail Administrator Lt. Ryan Kidwell



The Sheriff's Office employed 82 persons as of December 31, 2008. Of those, 32 are sworn officers and 50 are civilian officers. The office employs 55 males and 27 females. We had one open position due to a resignation at that time.

The Sheriff's Office is comprised of several units, which include:

Sheriff		1
Captain		1
Enforcement	Road Patrol	20
	School Resource	0
	Detective Unit	3
	Communications	7
	Transport /Warrant	5
	Support Staff	3
Corrections	Corrections Staff	37
	Support Staff	2
R.O.C.	Director	0
	Support Staff	0
Administrative Staff		3

Staffing Comparison

<u>Year</u>	<u>2008</u>	<u>2007</u>	<u>2002</u>	<u>1997</u>
Enforcement	43	47	52	44
Corrections	39	39	41	41
ROC	0	3	2	0
Total Employees	82	89	95	85

We added several employees between 1997 and 2002, increasing our force to keep up with the growing demands of the growth in population and business in Hancock County. In December 2002, we lost 7 employees to the financial crisis. In 2008, we lost 4 employees to the hiring freeze and 2 more to layoffs. There are no immediate plans to replace any of these employees. The increasing demands of the growth in the area and the ever increasing state mandated services make it very challenging for the Office to keep providing the level of service the citizens of Hancock County are used to and deserve.

Hancock County Sheriff's Office
2008 Employee Awards



Peer Nominated Awards



Above & Beyond Award

Cris Bell

110% Award

Ruth Hulihan



Corrections Officer of the Year

Joe Hartman

Deputy Sheriff of the Year

Barry Turner



Buckeye State Sheriff's Association Awards

BSSA Certificate of Merit

Shane Heckman
Gary Fink

BSSA Lifesaving Award

Kathy Wefler
T J Brooks
Jacob Powell
Shane Heckman
Tim Saltzman

Retirements

Darl Deeds
Tim Graydon
Jim Kinn

Driving Awards:

5 years Jason Seem
10 years Mike Cortez
 Matt Kinsinger
15 years Mike McGuire
20 years Tom Blunk
 Brian Williams

Years of Service:

20 yrs Matt Kinsinger
 Wendy Radebaugh
 Doug McCartney
 Nancy Corder
 Linda Ott
15 yrs. Kathy Abbott
10 yrs. Shane Leeth
 Mark A. Price
 Tammy Montgomery
5 yrs. Dan Barnt
 Lynne Rice

BSSA Commendation Award

T J Brooks
Shane Heckman
Matt Paugh
Joe Hartman
Matt James

No Sick Leave Used

Jason Bowling
TJ Brooks
Kathy Chamberlain
Nick Clevidence
Gary Fink
Joe Hartman
Matt Kinsinger
Josh Peters
Wendy Radebaugh
Fred Smith
Brian Stozich
Barry Turner
Kathy Wefler
Marty Wolfe



Special Awards

Owens Community College Alumni Association 2008 Outstanding Service Awards Outstanding 2008 Police Officers


**Sergeant William M. Gilley
Deputy Thomas L. Miller
Deputy Mark A. Price**

Sgt. Gilley, Deputy Miller and Deputy Price received this award at the Owens Community College Alumni Association 2008 Outstanding Service Award Celebration on Friday, April 25, 2008.

In June 2007, Sergeant Gilley and Deputies Miller and Price were called out to a home on an attempted suicide. This incident turned in to a murder/attempted murder/attempted suicide incident. These officers handled themselves professionally and effectively in a situation that was much more than they expected when the call came in. We are proud to call them our own. Congratulations on this award and a job well done.



From left:
Sergeant Gilley
Deputy Miller
Deputy Price
Lt. Kidwell



Mental Health of America of Franklin County 2008 Heroes in the Fight Individual Community Supporter

Lieutenant Ryan Kidwell

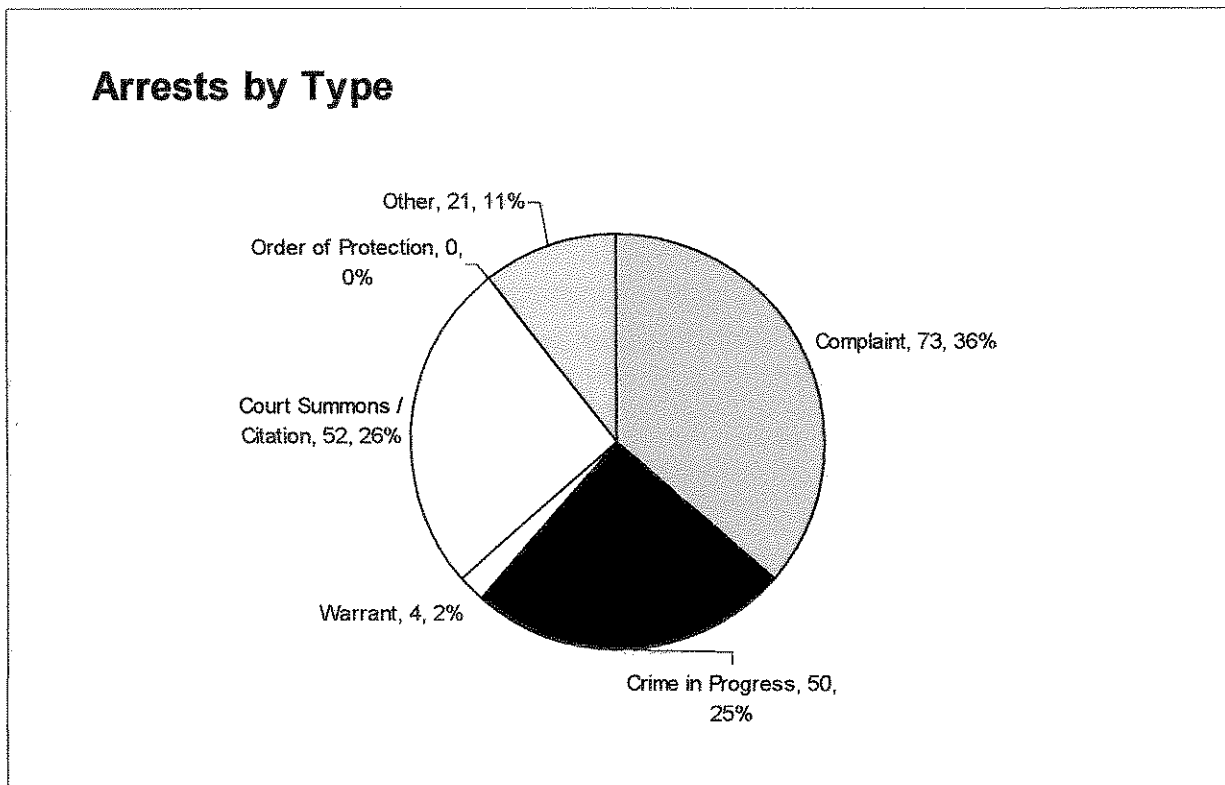
Lt. Kidwell was nominated for this award by Paul Lilley, Ohio Association of County Behavioral Health Authorities and Hancock County ADAMHS, for Ryan's work in promoting the Crisis Intervention Training. This training teaches about the brain disorder that is mental illness and provides officers the skills to safely de-escalate a psychiatric crisis. Lt. Kidwell, as the jail administrator, asked to be included in this training, which was originally intended for officers on the street. Due to his keen insight into the corrections world, Lt. Kidwell advocated for this training to be modified and provided to corrections officers. He was invited to become a member of the CIT Planning Committee, who met several times to determine how they could adapt this training to a jail setting. In 2007, the first "blended" training was implemented. Lt. Kidwell is passionate about bringing this needed training to all Ohio corrections officers. He authored a curriculum that was approved by the Ohio Peace Officer Training Association and, as of January 1, 2009, all Ohio correction officers will receive this training.

Enforcement - Road Patrol

The Hancock County Sheriff's Office road patrol consists of 4 sergeants and 16 road deputies that answer calls and patrol the county roads. The office received 7,426 calls for service in 2008. The deputies travelled a total of 617,450 miles while performing their duties, using 38,505 gallons of gasoline at an average cost of \$2.978 per gallon, for a total cost of \$114,649.30 for gasoline for 2008. The cars averaged 16.04 miles per gallon. At the end of 2008, the Sheriff's Office had 13 vehicles with over 150,000 miles, one of those being 202,133. The aging fleet required maintenance at a total cost of \$42,354.

While on patrol, the deputies performed 647 security and welfare checks. Deputies also responded to 279 alarm calls—108 business calls, 94 residential alarms, 38 school alarms and 39 alarms at other agencies.

Deputies also made 200 arrests in 2008—73 on complaints, 50 were crimes in progress, 4 on warrants, 52 on court summons/citations and 21 on various other charges.

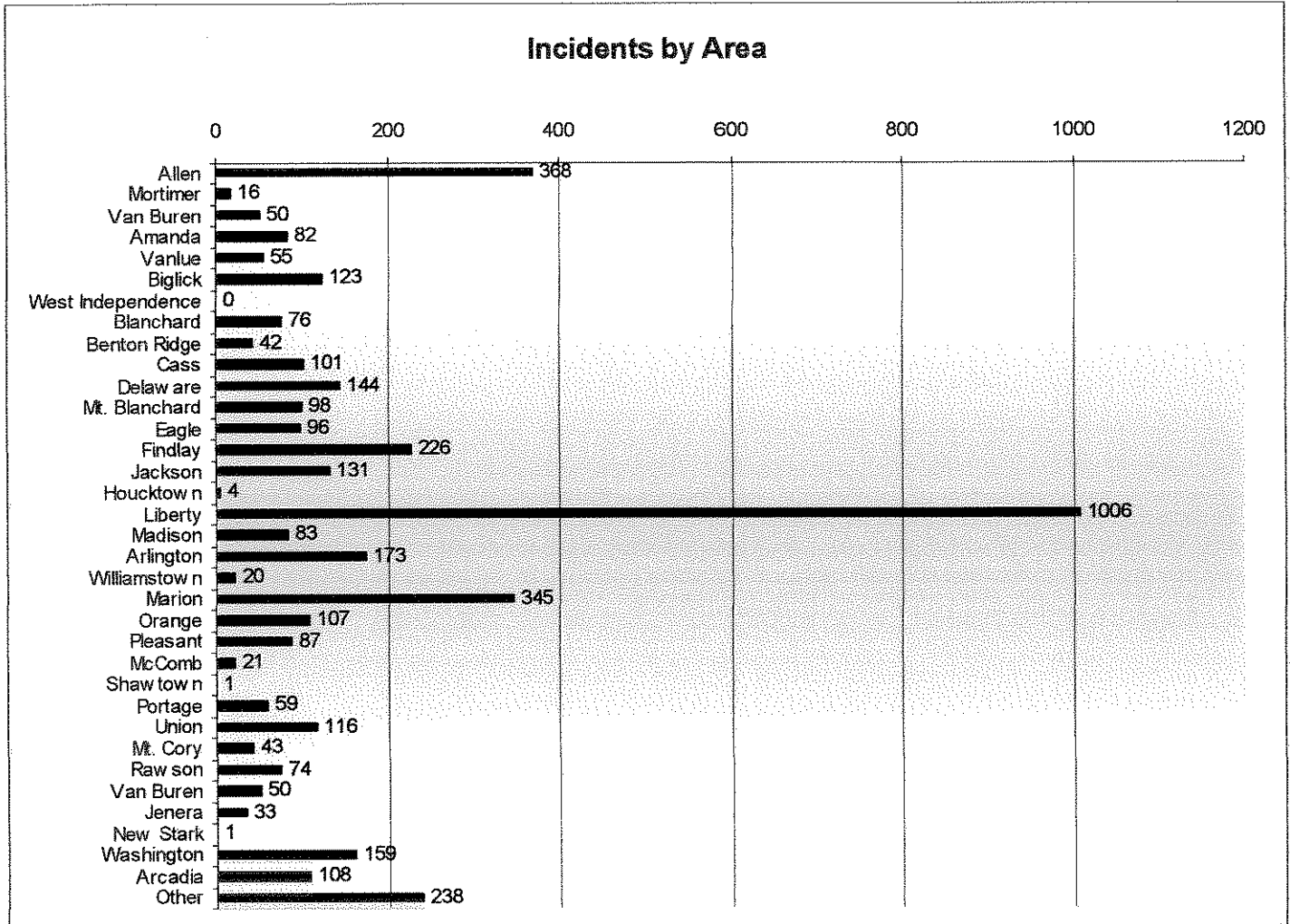


For more complete statistical data on Enforcement, see Appendix A & B.


Enforcement - Incidents

Incidents can take place anywhere in the county. The chart below shows the calls by area for 2008. This varies from year to year, but the most populous areas always have a higher number of calls.

Calls can range from trash to mailbox damage to robbery to murder and domestic violence calls. Deputies must be prepared for anything when a call is received.



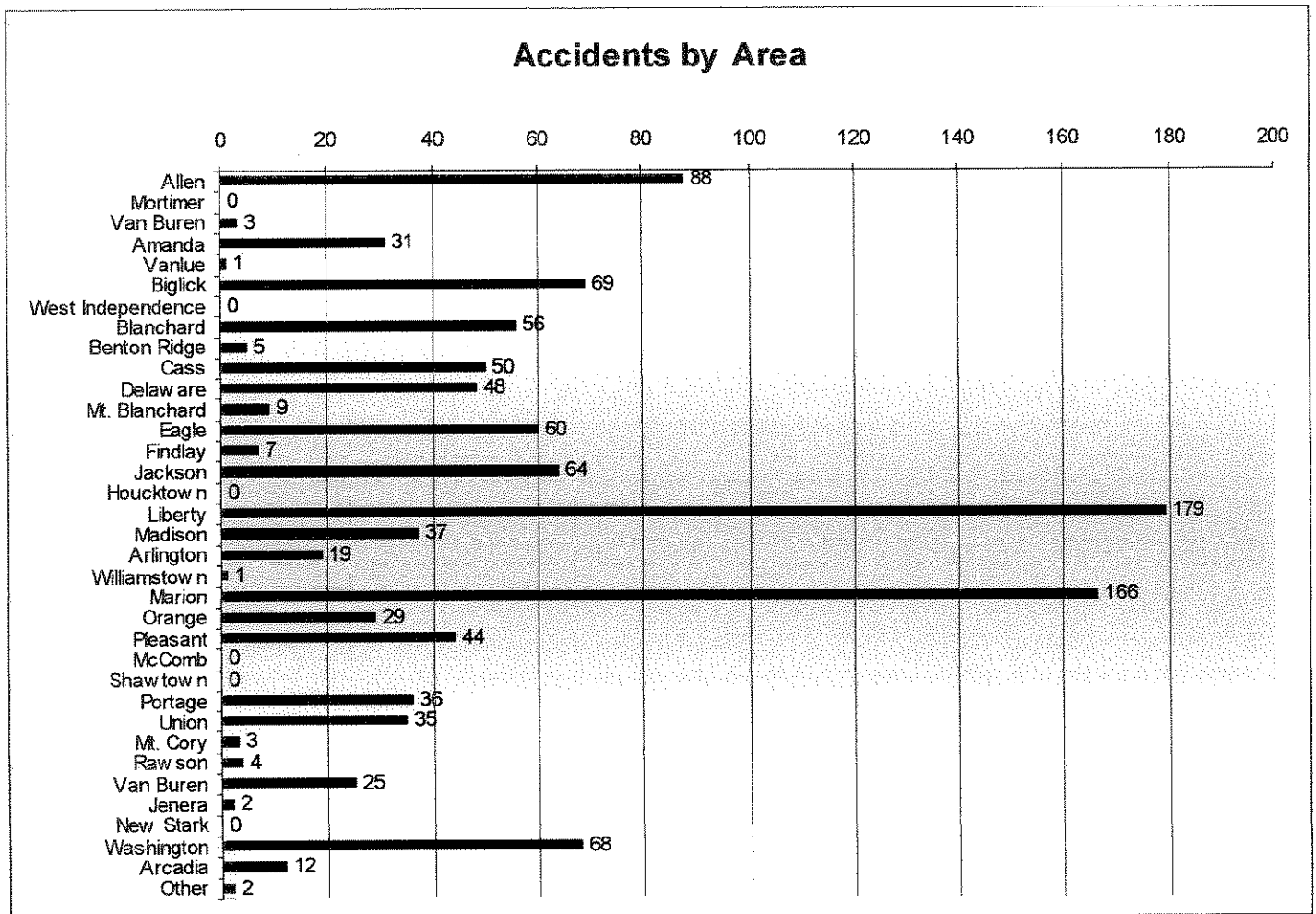
Below are actual file pictures taken during investigation of calls in 2008.



Enforcement –Accidents

Accidents can, and do, happen anywhere, anytime. As you can see from some of the photos below, they occur in a large variety of situations. The center picture below is the Life Flight helicopter, always ready and there when we need them.

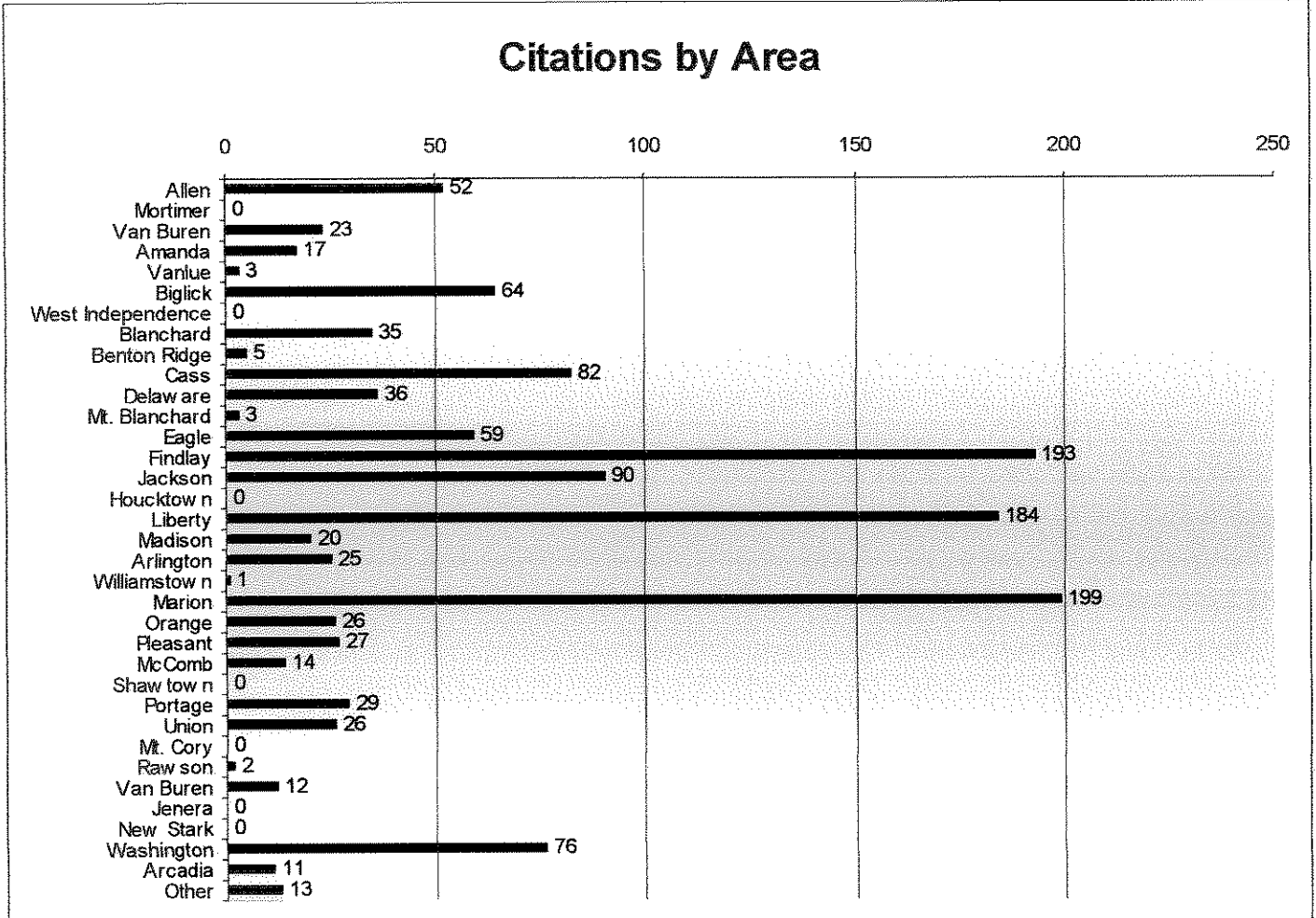
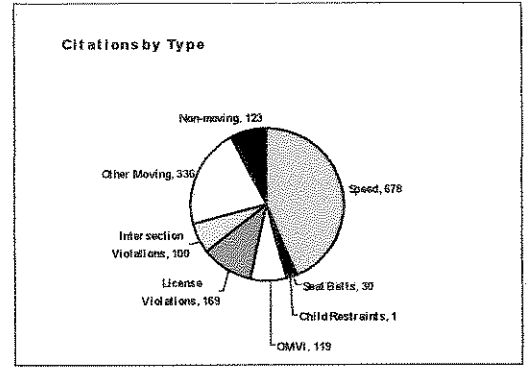
The Sheriff's Office responded to 1,153 accidents in 2008, with 4 fatal accidents and 215 injuries. Of the total, 382 involved deer. There were 28 alcohol related accidents, with an average BAC test of 0.146% for those tested. Another 57 refused to take the test.



Enforcement – Citations

Deputies wrote a total of 1,327 tickets resulting in 1,556 charges for traffic violations. Speed is the major violation, followed next by other moving violations.

Accidents and citations both are more prevalent in the higher traffic areas, on major roads and streets throughout the county.



Enforcement - Communications & K-9

Communications

Communication is the driving force behind any law enforcement office, and affects all areas of the office. The most obvious area is the dispatch center. The communications officers received 4,016 9-1-1 calls in 2008, as well as handled 87,212 calls on the non-emergency dispatch lines. The dispatchers also handle all communication with the deputies while they are out of the office on patrol and on calls. They are a deputy's life line to the office and to back-up from other officers, if needed. The Sheriff's Office employs 7 full-time communications officers that cover the center 24 hours a day, seven days a week.

The Sheriff's Office has a phone tree for the general phone line. This phone received 23,872 calls and of these calls, 12,821 took the option of speaking to a live person. The Enforcement Clerks handle these calls. There is also a phone tree for the Corrections/Jail phone line. This line received 33,888 calls. The secondary line for the jail is handled by the control room personnel, and handled 37,296 calls.

There are several other areas of the office that receive a large number of calls from the public and other agencies. These include Transport/Warrant, with 23,764 calls, the Civil Clerk with 6,926 calls and the Records Clerk handled 9,352 calls.

As you can see, there is a large volume of phone traffic that flows through the Sheriff's Office every day. The total calls on the lines listed was 239,147 for 2008, which is an average of 655 calls per day. There are also many other phone lines used on a daily basis for routine business.

Through a grant received in 2007, we have remodeled and upgraded our dispatch center. We completed the remodel project in 2008. In 2009, the 911 system is scheduled to be upgraded, which will enable our dispatch center to determine location of cell phone 911 calls. To see photos of the renovation, see page 26.

K-9 Units

The Hancock County Sheriff's Office K-9 Unit saw changes in 2008. Due to health problems, Caikli was taken out of service. Kevin replaced Caikli and worked with Deputy Digby, until Deputy Digby left the Sheriff's Office to pursue his career elsewhere. Kevin eventually was paired up with Deputy Tom Miller, who will be undergoing training with Kevin in early 2009.

The K-9 Unit handled 44 incidents, performed 2 building searches, 23 drug searches, and 13 suspect tracks. The units also participated in 217.5 hours of additional training to maintain their skills. The K-9 Units also performed 11 K-9 demonstrations for various groups.

Several agencies requested assistance from Hancock County in 2008. They included the Findlay Police Department, Fostoria Police Department, McComb Police Department, the METRICH Drug Unit, Fostoria Zero Tolerance Task Force, Tiffin Police Department, Hardin County Sheriff's Office, Ottawa County Sheriff's Office, Wood County Sheriff's Office, Wyandot County Sheriff's Office, the Ohio State Highway Patrol, the Federal Bureau of Investigation and ATF (Alcohol Tobacco & Firearms) Agency.



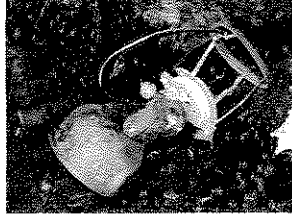

Deputy Ron Digby, Caikli, Deputy Fred Smith, Becky

Enforcement



Criminal Investigations

Detective Unit

The Detective unit consists of a sergeant and two detectives, one of which is assigned to the METRICH Task Force. The Detective unit was assigned 99 cases in 2008 and cleared 35, while making 62 arrests. Newly assigned cases peaked in May with 24, due mainly to a rash of daytime burglaries. The unit is also responsible for juvenile assault and abuse cases as well as all cases which require more in depth investigation than is provided by the road patrol.



Testing for positive drug results; evidence from a drug bust.



Examples of photos taken during investigations.

METRICH Drug Task Force

The Detective Unit is also part of a ten county drug task force called METRICH. METRICH is one of the few de-centralized task forces in the State of Ohio promoting a Community Policing philosophy approach to task force operations. METRICH is also the largest drug task force in Ohio. The Sheriff's Office and the Findlay Police Department joined METRICH in October of 1999. METRICH is funded through the Office of Criminal Justice Services under Chief Phil Messer of the Mansfield Police Department

The Hancock County METRICH Unit opened 115 new cases in 2008, while closing out 44. There were 15 new pharmaceutical cases. The unit initiated 38 drug arrests. METRICH removed 20 marijuana plants, 845 g of marijuana, 839 g of cocaine, 205 g of crack, 193 du of ecstasy, and 26 g of heroin off the streets. They also removed a total of 456 du of pharmaceutical drugs. Assets seized included \$4,617.31 in cash and vehicles valued at \$12,500.

Fostoria Zero Tolerance Task Force

The Tri-County Fostoria Zero Tolerance Task Force was established April 1, 2007. The ZTTF is a collaboration between the City of Fostoria and the Hancock, Wood and Seneca County Sheriff's Offices to reduce crime in Fostoria. The Task Force is funded through a grant from the Fostoria Community Foundation.

The task force took 76 incident reports resulting in 54 arrests, including 32 felony charges, in 2008. They performed 515 traffic stops, issued 493 warnings and made 76 traffic arrests. The task force also served 1 search warrant and performed 84 surveillance assignments.

For more complete statistical data on Enforcement, see Appendix A & B.

Enforcement - School Resource Officers & Support Staff

School Resource Officers

The Hancock County Sheriff's Office School Resource Officers, Deputy Mike McGuire and Deputy Kreg Sheets, were able to work through June 2008 in the schools before the program was suspended due to budget constraints. We hope to reinstate this program as soon as possible to get officers back in the schools. If you ask any of the school officials, they will tell you how effective the SRO's have been in schools during the program. Officers in the schools help reduce incidents, provide a sense of security and build relationships with students that are of great value to both the officers and students.



During the 6 month period of January to June 2008, the SRO's drove 15,117 miles on school duties, handled 51 calls for service and performed 523 school visits.



Support Staff

The Support Staff consists of 2 Corrections Clerks, the Civil Clerk, Records Clerk, Accounting Clerk, Human Resource Specialist and Administrative Assistant. The support staff provides a wide variety of duties. The **Correction Clerks**, Marty Wolfe and Nancy Corder, handle all paperwork related to inmate case files, commissary, supply purchasing, and more, as well as replying to a variety of public requests for information.

The **Civil Clerk**, Linda Ott, works in the Transport Warrant Unit and handles all civil process papers (see page 15). The **Records Clerk**, Renee Smith, is responsible for keeping all enforcement reports and answering public records requests. Records processed 5,179 reports, provided 2,565 records requests, and performed 654 local background checks. Renee also helps other employees with computer issues and updates the website as needed. Renee has worked diligently to put a new face on the webpage and expand its contents to better serve the public and make more information available.

The **Accounting Clerk**, Jill Augsburger, handles all purchase orders and invoice processing, as well as commissary funds and billing for the jail. She also enters warrants for the Transport Warrant division.

The **Human Resource Specialist**, Kathy Abbott, handles all payroll related paperwork, coordinates applicants and interviews and any other personnel questions and issues that arise. Kathy also writes our grant applications and takes care of grant paperwork.

The **Administrative Assistant**, Becky Smith, is the office manager, develops and tracks the budget, keeps statistics and produces the Annual Report. She also coordinates meetings and correspondence for the Sheriff.



Transport Warrant & Civil Division

Transport / Warrant Unit


The Transport/Warrant unit is responsible for transporting prisoners to and from court, other facilities and medical appointments. T/W also provides courthouse security for all county courts. Warrant tracking is also a function of this office, as is Sex Offender Registration, Concealed Carry Weapon licensing and civilian and juvenile fingerprinting.

Transport/Warrant had 1,540 transports for 2008, travelling 43,895 miles over 2,013 hours. T/W personnel spent 3,126.75 hours providing court security, including Common Pleas, Juvenile, Findlay Municipal Court and the in-house courtroom for arraignments. This total also includes 2,070.5 hours at the West Entrance of the Courthouse.

There were 355 Sex Offender registrations, including 108 Sexually Oriented Offenders, 106 Habitual Offenders and 141 Sexual Predators. There were also 4 juvenile offenders registered with this office in 2008. The Sheriff's Office issued 470 CCW (Concealed Carry Weapon) permits and performed fingerprints on 228 civilians and 41 juveniles sent from Juvenile Court.

There were 954 criminal warrants and 200 civil warrants entered into the system in 2008. The Sheriff's Office served 820 criminal warrants and 136 civil warrants.

For more complete statistics, see Appendix C.



Civil Division

The Civil Division is responsible for processing all paperwork related to civil and criminal court papers, including Sheriff's Sales.

The office received 2,842 civil papers to process, and 2,321 were served. There were 176 CPO's (Civil Protection Orders) issued by the court and served through the Sheriff's Office

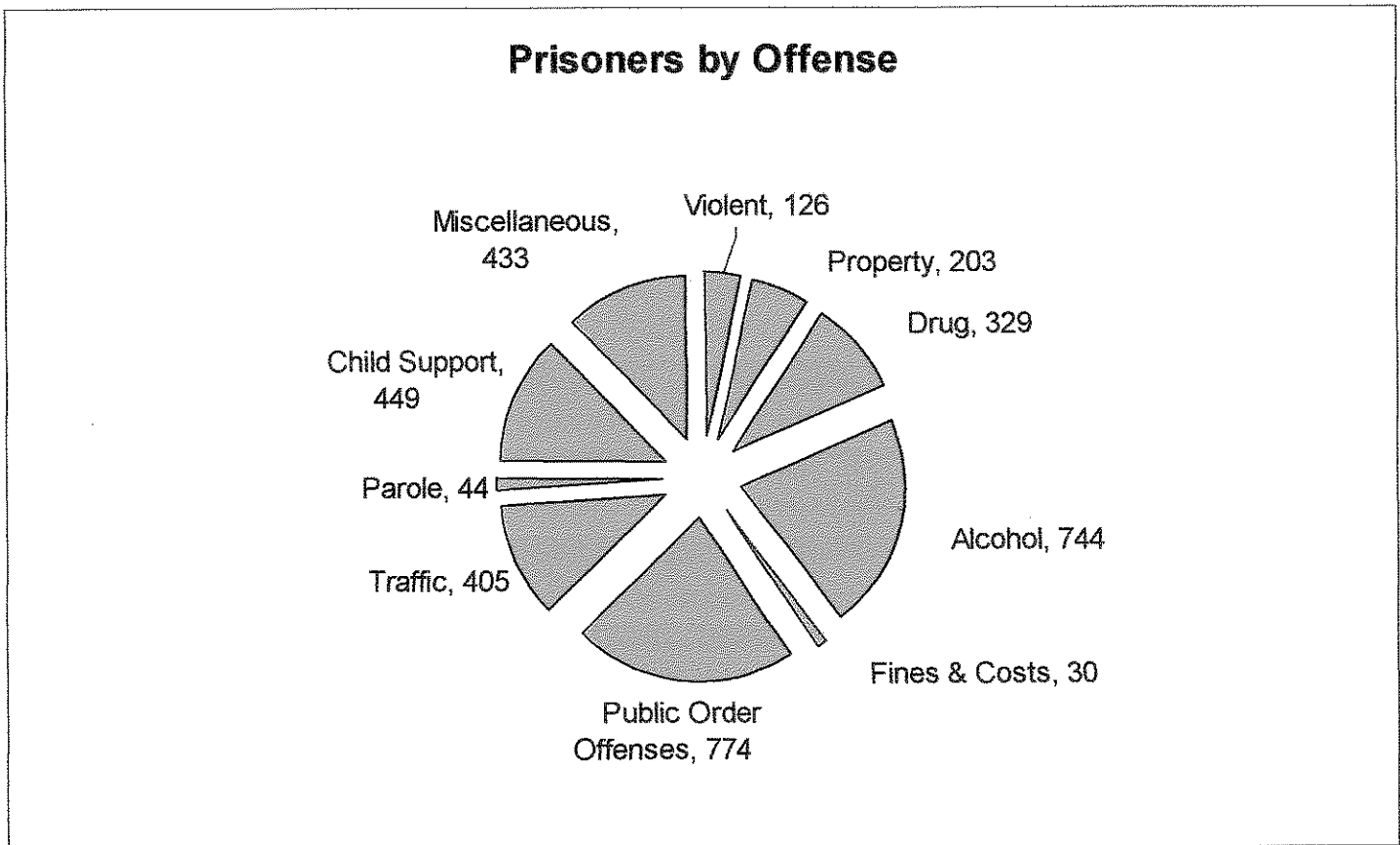
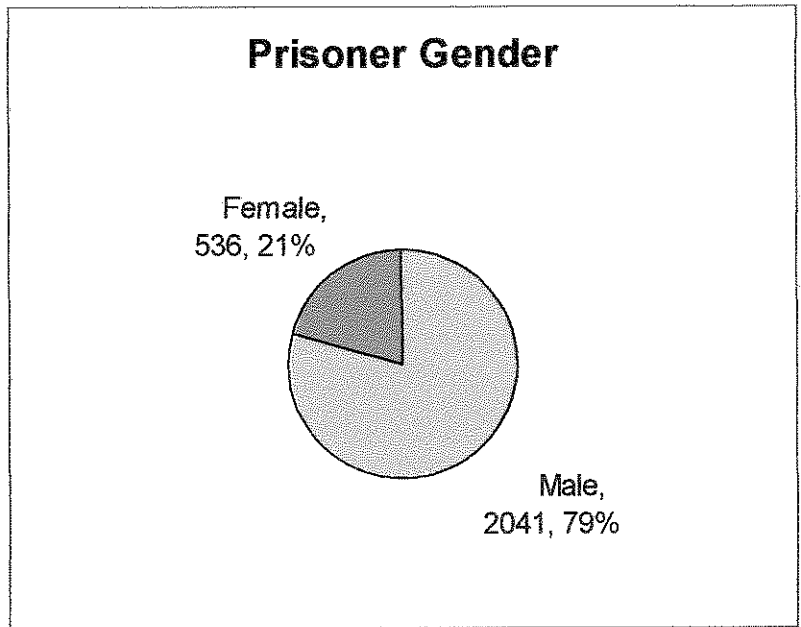
In 2008, the office received 353 Orders of Sale for sale of real property. There were 320 appraisals performed and 218 made it through to sale without being withdrawn. There were also 3 Orders of Execution (sale of property, ie: automobiles, boats, house trailers, etc.) received and sales performed.

Corrections

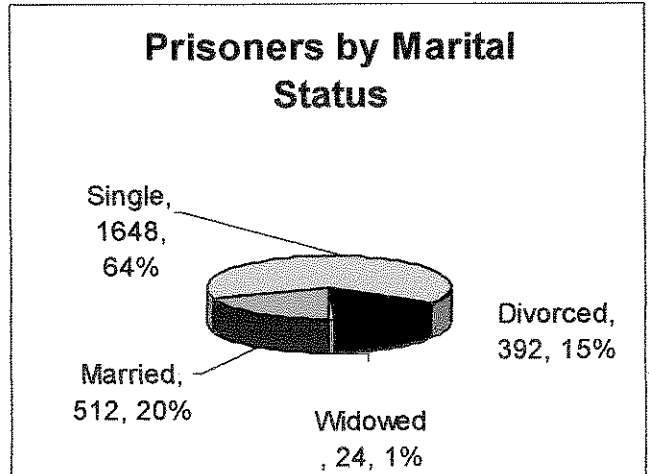
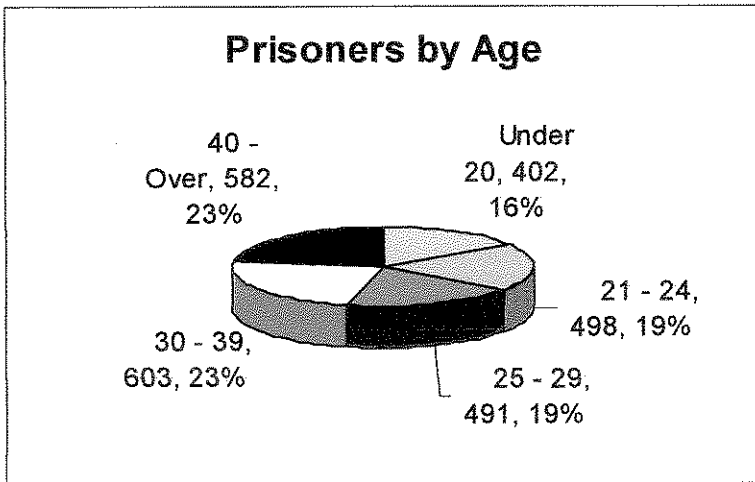
The Hancock County Jail opened in 1989 and houses 98 inmates. In 2008, the jail booked 2,577 inmates and released 2,588. The highest daily population was 121 and the lowest daily population was 53. The Average Daily Population for 2008 was 96. There were 157 days when the population exceeded the maximum 98 beds.

The following graphs show a few of the demographics of the inmate population. Many more statistics are recorded for inmates, and can be found in Appendix D.

The inmate worker program was used extensively in 2008. Many agencies utilized the services of skilled inmates. Inmates went out on 1,107 work details outside of the facility.



Corrections



Many services are provided in the jail. They include mental health counseling, Alcoholics Anonymous, GED and literacy classes, parenting classes, money management, art program and domestic violence classes for both males and females. Mental health services included Alcohol/Drug Interdiction for 647 males and 303 females. 814 inmates were referred to one-on-one counseling, and 39 were referred to off-site counseling.

The jail also houses a library. Books are provided by the Findlay-Hancock County Public Library and inmates are allowed to visit the library regularly. Inmates made 2,428 visits and the library issued 3,087 books during the year. Bibles were also issued, 321 for 2008, and 8 games were checked out.

Religious services are also available at the jail. 1,312 inmates attended church services, 285 males attended Bible study, and 193 females attended Bible study.

Extensive medical services are provided by our on-site medical personnel. Inmates are also transported to and from doctor visits outside of the facility. Medications are prescribed and provided for inmates as needed. There were 861 prescriptions filled, including 444 psychotropic prescriptions filled. The average number of inmates receiving psychotropic meds was 30 per month. Psychotropic drugs are prescribed for various mental health issues. Detailed statistics on medical services can be found in Appendix D, page 3.

For complete statistical details for Corrections, please see Appendix D.

Rehabilitation & Opportunity Center

The Rehabilitation & Opportunity Center, located on County Road 140 in the top floor of the old County Home, was opened in 1999 as an alternative to jail. The ROC had the capacity to house 70 convicted, non-violent male and female offenders.

Residents had the opportunity to serve their sentence at the ROC on a voluntary basis, through referrals from the courts. They were charged \$25 per day. Typically those offenders convicted of misdemeanor and low level felony offenses were eligible to serve their sentence at the ROC. All offenders were first screened and approved by the Director of the facility prior to serving their sentence. The program was organized to accomplish three specific goals: retribution, rehabilitation, and restitution.

Unfortunately, due to budget constraints and falling referrals, the Rehabilitation & Opportunity Center was closed on October 31, 2008. After averaging only 22 residents per day, it was determined the program was no longer paying for itself. The original agreement with the County Commissioners when the ROC opened was that we would maintain the facility as long as it was self sustaining.

In 2008, the ROC admitted 356 residents and released 357. There were 13,948 meals served. Residents were billed \$140,774.50 and the facility collected \$151,575.50 from residents for their stay. The Sheriff's Office expended \$461,192 of their budget for expenses at the ROC. This does not include utilities and building maintenance, which is paid by the Hancock County Commissioners.

Average daily population over the past 5 years:	2004	44
	2005	44
	2006	34
	2007	27
	2008	22



*For more information on the ROC,
see Appendix E.*

Hancock County Sheriff's Office

Special Units

The Hancock County Sheriff's Office has several special units. These units have been trained in specific areas and are able to provide specialized services when the need arises.

Crisis Intervention Team


Most of our officers have completed specialized training for crisis intervention. The training prepares the officer to deal with stressful, and often volatile, situations. It is an intensive week long training to educate our officers on how to deal with several types of individuals, including mental health individuals, and teaches the officers how to deescalate situations before they become tragic. Our goal is to train all personnel, including all corrections officers, in crisis intervention, especially as the jail population continues to increase with a larger number of mental health issues. We are well on our way to having all officers trained.

Emergency Response Team

The ERT team is used to execute high risk search warrants especially in any case involving suspected drug activity. The team can also provide special security details and can be used in the event of a disaster. This unit trains every month to maintain their skills and enforce the unity and teamwork developed together in training. This team works closely with the Findlay Police Department ERT team, and they provide mutual aid for each other as needed.

BSSA Communications Vehicle

Below are pictures of the BSSA Communications vehicle, which is available for emergency operations here in Hancock County and in the surrounding counties. The vehicle belongs to the Buckeye State Sheriff's Association and is one of 8 vehicles statewide. These vehicles are centrally located in different regions to be available to all counties in the region where located. The host county stores the vehicle and makes sure it is kept in good operating condition. When the truck is needed by another agency, we make sure it is gotten to them as quickly as possible. The vehicle has been put in use several times, most notably during the August 2007 flood.



Hancock County Sheriff's Office

Special Units—Volunteer Organizations

Special Deputy Organization

The Special Deputy Organization is comprised of citizens who are trained to assist law enforcement agencies. This organization is responsible for security at the county schools' football and basketball games and the Hancock County Fair. They also provide services for a variety of other special events around the county each year, including the craft fairs held at the fairgrounds.

The Special Deputy Organization provided security for 39 football games, over 80 basketball games, traffic details by both car and bicycles, such as UP, Up & Away Balloon Festival 5-K run, the Special Olympics torch run, the Hancock 100 bike event, Habitat for Humanity Motorcycle run, Multi-Sport Event and various parades. They also represented the Dive Team and Bike Patrol at the National Night Out and the Safety Day at the old Home Depot parking lot. The Specials provided over 400 hours of security at the Hancock County Fair on foot patrol, bike patrol and with the Posse. The organization held 12 executive board meetings and 12 regular meetings. The Special Deputy Organization also added an instructor for the range and for the Bike Patrol.

Posse

The Posse is a unit of the Special Deputy Organization and is utilized in parades and at the fair. The unit is also available for special duties which might arise where crowd control is an issue. Each certified posse member has had to undergo rigid training with their horse and pass tests to determine that they and their mount are qualified to handle themselves in stressful situations. These volunteers provide their own gear and mount, and participate in all training on their own time and money.

Underwater Search & Recovery Team

This unit is specially trained in underwater search and recovery, and has been utilized many times to search the reservoir, the Blanchard River, and area ponds and streams when the need arises. There are approximately 18 members on the team, including divers, boat crew, boat captain and the land crew.

Bike Patrol




The Bike Patrol increased its ranks to 11 officers - 4 from the Special Deputy Organization and 7 Sheriff's Office employees. There were 3 more officers trained in 2008, and we hope to add more each year. The member provide services in areas where cruisers cannot be utilized. They are also utilized for special events such as parades, 5k runs, and the Balloon Fest. This unit must go through training to learn how to handle their bicycles in all kinds of terrain and situations.

Hancock County Sheriff's Office Citizens Sheriff's Academy and Citizens Sheriff's Academy Alumni Association

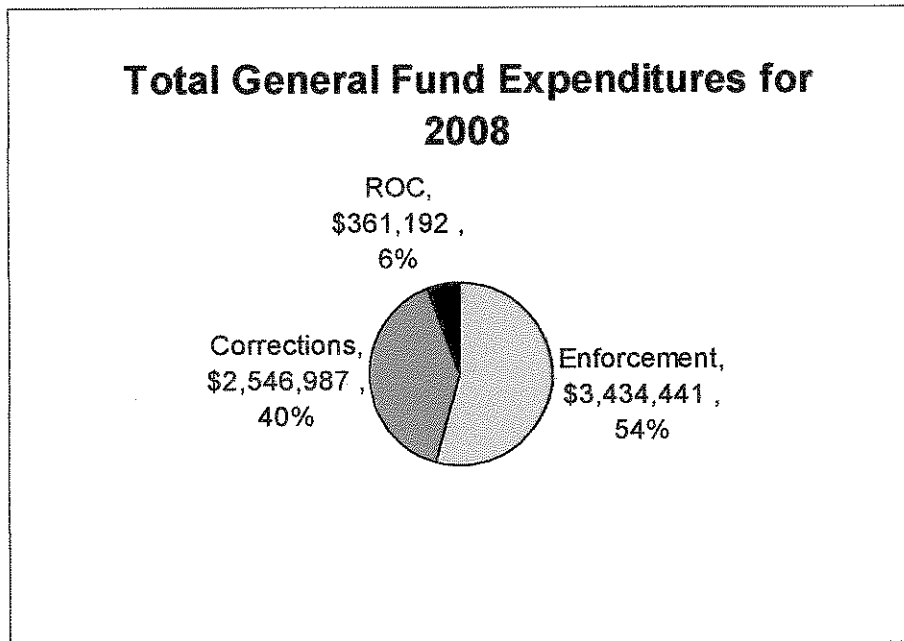
The previous pages are basic information on the Special Units. If you would like to learn more about these units or any other areas of the organization, the Sheriff's Office, in cooperation with the Citizens Sheriff's Academy Alumni Association, presents a Citizens Sheriff's Academy Class. The series of classes are designed to teach citizens of the county more about the inner workings and responsibilities of the Office of Sheriff.

The 16th Academy Class was held in January of 2008. In the summer of 2007, we held our first Advanced Academy class, and were able to hold a second class in the summer of 2008. The alumni had requested to learn more and have more hands-on type of classes. The classes were limited to 12 students, and the students must have graduated from the basic academy class. The class ran 8 weeks, and had segments on communications, patrol ride-a-longs, simulated crime scenarios, active shooter training, and more. If you would like more information on the Academy Class, please call the office at 419-424-7229.

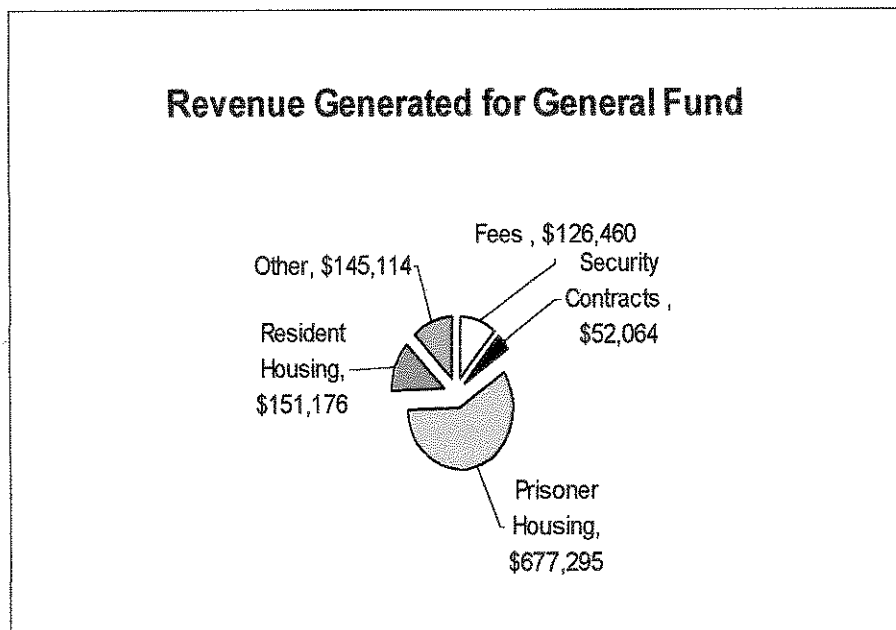
The Citizen's Academy has produced 134 alumni, and the alumni formed its own organization. The Citizens Sheriff's Academy Alumni Association provides volunteer work and organizes fundraisers for the Sheriff's Office. Volunteers help man a booth at the fair and assist in various other events throughout the year. The Association also holds a fundraiser annually to assist the office in equipment purchases that otherwise would not be possible. To date, the funds have been used for dive team equipment, to help pay for SIDNE (a go-cart that simulates impaired driving), computer upgrades, and more.



2008 FINANCIAL REPORT




The above chart represents the general fund accounts that the Sheriff's Office is responsible for. Below shows revenue generated that is deposited back into the general fund.



More detailed financial information can be found in Appendix F of this report.

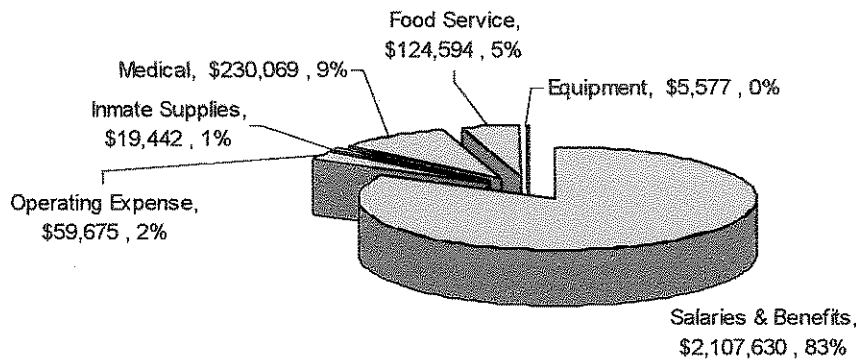
2008 FINANCIAL REPORT

2008 Enforcement Expenses

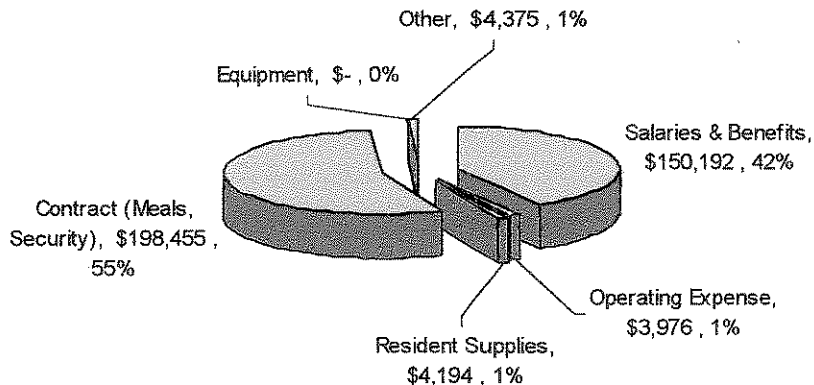


These charts show the break down of expenses in each of the general fund areas. As can be seen, the largest percentage in all areas is salaries and benefits. All other expenses have been taken to minimal levels with the budget constraints imposed since 2002.

2008 Corrections Expense

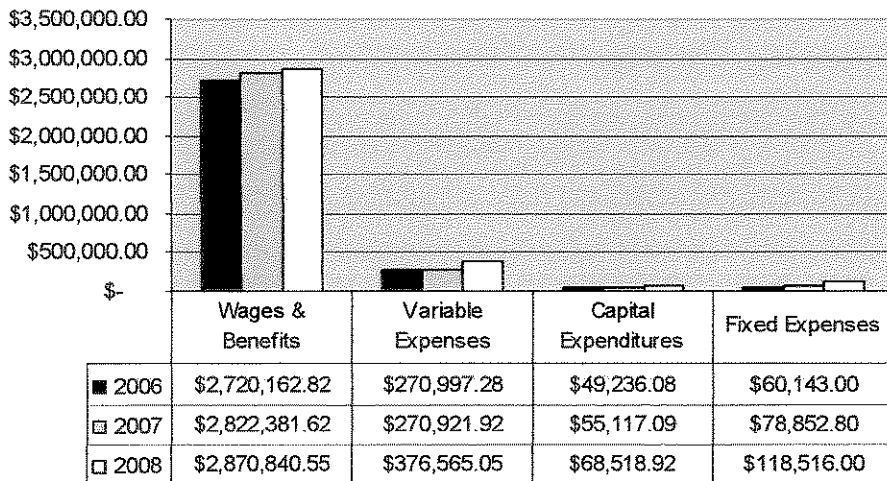


2008 ROC Expenses



2008 FINANCIAL REPORT

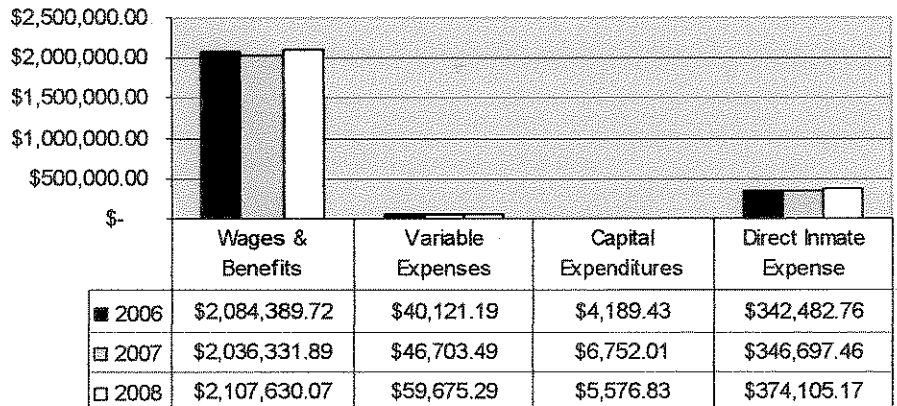
Three Year Comparison of Enforcement Expenditures



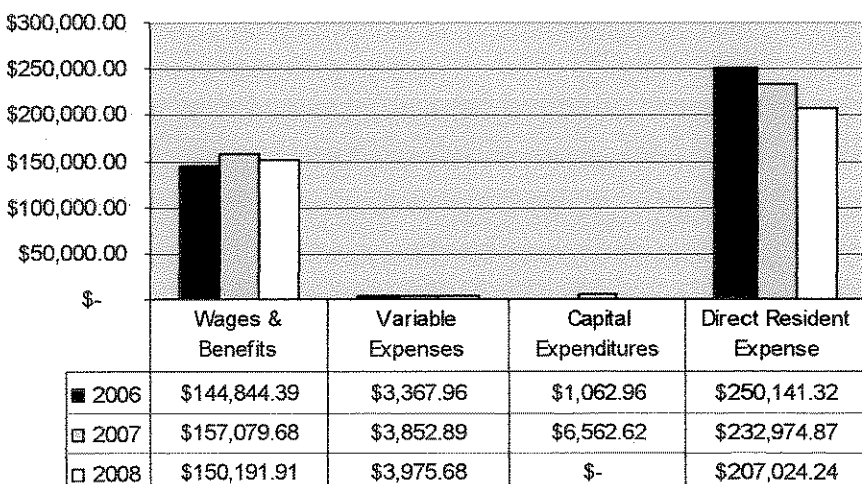
Some numbers vary due to changes in our structure and services as mandated by the Ohio Revised Code and local demand. For instance, included in the 2008 Fixed Expenses is an increase in our Webcheck fees paid to the state. You will find a corresponding increase in revenue. We have formed a partnership with Owens Community College where we have placed a fingerprinting machine from the State of Ohio. Owens

now does most of the fingerprints for the public that we have previously done, saving us labor costs. The state must bill the Sheriff's Office as we are considered the owner of the machine. We in turn bill Owens for the cost. This causes an increase in our expenditures, as well as an increase in revenue.

Three Year Comparison of Corrections Expenditures



Three Year Comparison of ROC Expenditures



The Hancock County Sheriff's Office is committed to providing the best services possible with the resources available. We are also committed to being accountable to the public for the money we spend. If at any time a citizen would like to inspect our financial records, we have an open door policy. The citizens of Hancock County are welcome at all times.

2008 FINANCIAL REPORT

SPECIAL FUNDS

The Sheriff's Office has a number of special funds, stipulated by Ohio Revised Code, from which they receive and expend funds.

Drug Fines-The Office receives a small amount of monies from the courts through drug cases.

DUI Traffic Fines - The Office receives a small percentage of fines from DUI "Driving Under the Influence" traffic citations.

CCW Fund - This fund is used to deposit fees and pay costs for the Concealed Carry Weapons licensing procedures.

METRICH Drug Funds—The Office receives a portion of funds from the fines and restitution of METRICH operations that occur in Hancock County. The money is deposited in separate funds for special expenses and future use, should the drug task force disband.






Law Enforcement Trust Fund—Monies are received primarily through the sale of items confiscated during investigations.

Unlike General Fund accounts, the balances in special funds roll over from year to year, which allows the agency to accumulate funds for special expenditures (i.e., equipment, training, etc.)

Drug Fines		
Fines Received	\$	2,0170.40
Expenses	\$	300.00
DUI Traffic Fines		
Fines Received	\$	2622.10
Expenses	\$	875.21
CCW Fund		
Fees Collected	\$	27,012.00
Expenses	\$	11,286.48
METRICH Funds		
Fees Collected	\$	32,811.01
Expenses	\$	4,147.87
Law Enforcement Trust Fund		
Funds collected	\$	20,396.07
Expenses	\$	19,470.67


PROJECTS AND RENOVATIONS

The Hancock County Commissioners implemented a countywide energy project, encompassing several county buildings and various energy conservation projects in each area. The Justice Center received 2 hot water boilers, a chiller and new energy saving light fixtures throughout the building.



Installing hot water boiler and controllers, replacing light fixtures, and hoisting the chiller. It's a long way up there!

Another very large project was the dispatch center renovation. The renovation provided updated equipment and monitors for the new cameras that were installed around the Justice Center and in the jail. It also prepared the dispatch center for the upgraded MARCS radio system that will be installed in 2009. All projects were funded through grants and capital improvement funds put aside by the Commissioners. The energy project will save the county money on utilities, and the dispatch center provides much needed improvements in building security, with the cameras, and in officer safety with the radio system. These are long-awaited and much needed improvements.



HANCOCK COUNTY SHERIFF'S OFFICE

ADMINISTRATIVE STAFF


Sheriff



Michael E. Heldman




Lt. Ryan Kidwell
Jail Administrator




Captain
Roger Treece




Administrative Assistant
Becky Smith



Lt. John Clevidence
Enforcement



Lt. Gary Crace
Transport / Warrant



Lt. Jim Breyman
Jail Operations

Kathy Abbott
Human Resource Specialist



Tina Driftmyer
Director of Training

Hancock County Sheriff's Office
2008 Statistics
Enforcement - Incident Reports

Township & Village Incident Reports	Jan	Feb	Mar	Apr	May	Jun	Jul	Aug	Sep	Oct	Nov	Dec	Total
Allen	25	23	23	37	50	31	36	35	29	36	25	18	368
Mortimer	0	1	2	2	2	2	2	1	1	2	0	1	16
Van Buren	1	4	6	3	3	4	5	5	2	10	2	5	50
Amanda	5	2	2	9	4	8	12	7	10	9	10	4	82
Vanlue	0	3	1	6	9	4	9	12	5	2	2	2	55
Biglick	10	2	3	3	18	14	13	13	9	16	10	12	123
West Independence	0	0	0	0	0	0	0	0	0	0	0	0	0
Blanchard	2	2	4	7	5	3	11	7	11	5	11	8	76
Benton Ridge	7	3	3	4	2	3	3	5	3	3	2	4	42
Cass	6	3	9	9	9	11	3	10	11	11	7	12	101
Delaware	10	7	11	9	11	14	14	12	22	17	11	6	144
Mt. Blanchard	2	4	11	6	6	17	9	10	10	11	4	8	98
Eagle	7	4	7	13	7	8	9	11	7	7	9	7	96
Findlay	10	9	15	16	26	16	19	33	35	17	16	14	226
Jackson	4	8	8	22	16	9	16	8	12	11	7	10	131
Hocktown	0	0	1	0	0	0	0	1	0	2	0	0	4
Liberty	69	58	63	72	89	107	109	108	88	96	75	72	1006
Madison	8	3	7	8	4	6	10	3	9	8	9	8	83
Arlington	10	11	18	16	16	13	20	13	13	12	13	18	173
Williamstown	0	3	0	2	3	2	3	2	0	1	2	2	20
Marion	21	27	24	47	37	33	32	26	31	32	15	20	345
Orange	8	6	10	9	8	8	10	9	14	5	11	9	107
Pleasant	5	4	6	5	5	5	7	9	18	5	9	9	87
McComb	2	4	3	1	3	2	0	1	3	1	1	0	21
Shawtown	0	0	0	1	0	0	0	0	0	0	0	0	1
Portage	8	4	2	8	4	6	9	3	5	4	3	3	59
Union	3	6	13	9	10	10	16	16	16	3	4	10	116
Mt. Cory	2	0	1	2	3	4	2	5	10	6	2	6	43
Rawson	1	5	4	11	14	6	7	5	7	6	4	4	74
Van Buren	1	4	2	3	6	5	10	8	5	1	4	1	50
Jenera	0	0	0	3	0	11	1	6	4	2	2	4	33
New Stark	0	0	0	1	0	0	0	0	0	0	0	0	1
Washington	14	7	9	14	12	19	12	20	14	11	9	18	159
Arcadia	3	3	4	5	9	14	11	11	11	11	11	15	108
Other	22	62	30	8	6	25	25	34	9	6	5	6	238
Totals	266	282	302	371	397	420	445	449	424	369	295	316	4336

Hancock County Sheriff's Office
2008 Statistics
Enforcement - Accident Reports

Category	Jan	Feb	Mar	Apr	May	Jun	Jul	Aug	Sep	Oct	Nov	Dec	Total
Property Damage	121	95	85	42	55	62	40	51	58	77	102	177	965
Fatal Accidents	0	0	0	0	1	0	0	1	0	0	2	0	4
Injuries	23	18	14	9	19	8	18	12	14	15	19	46	215
Total Accidents	144	113	99	51	75	70	58	64	72	92	123	223	1184
# of Fatalities	0	0	0	0	1	0	0	1	0	0	2	0	4
Deer crashes (included in above totals)	47	32	38	15	23	28	20	19	19	41	53	47	382
Alcohol Related	3	3	3	4	2	4	2	2	3	1	0	1	28
Average BAC Test	0.11%	0.16%	0.13%	0.24%	0.12%	0.16%	0.14%	0.16%	0.12%	0.13%	0.13%	0.15%	0.146%
BAC Test Refusals	1	3	3	6	6	4	5	7	9	4	5	4	57
Township & Village													
Allen	10	13	5	3	9	6	5	6	7	12	5	7	88
Mortimer	0	0	0	0	0	0	0	0	0	0	0	0	0
Van Buren	1	0	0	0	0	0	0	0	0	0	0	0	3
Amanda	6	0	3	3	2	0	0	3	1	0	5	8	31
Vanlue	0	1	0	0	0	0	0	0	0	0	0	0	1
Biglick	3	8	5	3	5	4	3	2	5	11	7	13	69
West Independence	0	0	0	0	0	0	0	0	0	0	0	0	0
Blanchard	7	2	7	2	1	2	5	2	4	6	9	9	56
Benton Ridge	1	0	2	0	0	1	0	0	0	0	0	1	5
Cass	4	3	8	2	3	5	6	4	3	4	2	6	50
Delaware	5	5	4	1	4	1	4	1	4	2	10	7	48
Mt. Blanchard	1	0	0	3	1	0	2	0	1	1	0	0	9
Eagle	12	4	7	1	7	2	3	2	5	5	5	7	60
Findlay	0	1	0	0	1	0	1	2	0	0	1	0	7
Jackson	11	7	6	2	3	1	1	2	1	6	6	18	64
Hocktown	0	0	0	0	0	0	0	0	0	0	0	0	0
Liberty	27	18	11	7	12	17	12	14	7	7	23	24	179
Madison	0	7	4	3	0	4	0	4	0	5	3	7	37
Arlington	1	3	0	1	3	1	0	1	2	0	4	3	19
Williamstown	0	0	0	0	0	0	0	0	0	0	0	0	1
Marion	25	19	18	6	12	12	6	9	15	15	11	18	166
Orange	4	3	2	0	2	3	2	2	3	1	2	5	29
Pleasant	8	8	1	0	2	4	1	2	2	6	3	7	44
McComb	0	0	0	0	0	0	0	0	0	0	0	0	0
Shawtown	0	0	0	0	0	0	0	0	0	0	0	0	0
Portage	5	4	5	5	1	4	3	0	1	1	5	2	36
Union	3	2	7	3	1	1	2	3	0	2	5	6	35
Mt. Cory	0	0	0	0	1	0	1	0	0	0	0	1	3
Rawson	0	1	0	0	0	0	0	1	1	1	0	0	4
Van Buren	2	2	2	2	1	2	2	1	2	4	3	3	25
Jenera	0	0	0	1	0	0	0	0	0	0	1	0	2
New Stark	0	0	0	0	0	0	0	0	0	0	0	0	0
Washington	9	10	3	2	6	3	3	4	5	1	11	11	68
Arcadia	2	3	0	0	2	0	0	1	1	1	1	0	12
Other	0	0	0	1	0	0	0	0	1	0	0	0	2
Totals	147	124	100	51	79	72	62	66	72	93	123	164	1153

Hancock County Sheriff's Office
2008 Statistics
Enforcement - Citations

Category	Jan	Feb	Mar	Apr	May	Jun	Jul	Aug	Sep	Oct	Nov	Dec	Total
Violation Summary													
Speed	39	61	37	52	89	88	80	54	59	53	41	25	678
Seat Belts	1	3	3	1	7	5	3	5	2	0	0	0	30
Child Restraints	0	0	0	0	0	0	0	0	0	1	0	0	1
OMVI	4	8	6	8	11	13	11	16	15	11	8	8	119
License Violations	17	12	20	15	12	10	18	14	22	7	13	9	169
Intersection Violations	5	9	8	7	12	16	10	12	7	6	5	3	100
Other Moving	38	37	30	16	22	22	19	28	28	30	23	43	336
Non-moving	11	10	10	5	13	8	14	12	12	6	13	9	123
Total Violations	115	140	114	104	166	162	155	141	145	114	103	97	1556

Citation Summary	Jan	Feb	Mar	Apr	May	Jun	Jul	Aug	Sep	Oct	Nov	Dec	Total
Township & Village													
Allen	5	3	2	2	9	5	7	5	5	4	3	2	52
Mortimer	0	0	0	0	0	0	0	0	0	0	0	0	0
Van Buren	0	1	1	2	1	1	4	3	5	3	1	1	23
Amanda	1	2	1	0	2	2	2	1	1	0	3	2	17
Vanlue	0	0	0	0	0	0	0	2	2	0	1	0	3
Biglick	3	6	9	2	4	6	7	5	4	6	5	7	64
West Independence	0	0	0	0	0	0	0	0	0	0	0	0	0
Blanchard	2	1	3	1	7	4	5	2	6	3	1	0	35
Benton Ridge	0	2	1	1	0	0	1	0	0	0	0	0	5
Cass	8	5	7	4	8	14	9	9	3	7	7	1	82
Delaware	2	3	3	2	5	0	4	3	7	3	2	2	36
Mt. Blanchard	0	0	0	1	1	0	1	0	0	1	0	0	3
Eagle	2	4	6	5	5	8	2	4	11	6	3	3	59
Findlay	11	11	11	16	29	20	16	10	22	11	20	16	193
Jackson	8	8	9	5	11	14	7	3	6	6	6	7	90
Hocktown	0	0	0	0	0	0	0	0	0	0	0	0	0
Liberty	20	15	8	11	19	21	23	23	9	10	14	11	184
Madison	1	3	0	2	2	1	1	2	0	4	0	4	20
Arlington	3	3	3	2	3	2	0	1	3	0	3	2	25
Williamstown	0	0	0	0	0	0	0	0	0	0	1	0	1
Marion	17	18	17	17	14	23	19	19	18	17	9	11	199
Orange	4	3	1	0	6	1	2	4	0	4	0	1	26
Pleasant	3	2	2	1	1	5	1	3	1	2	4	2	27
McComb	0	0	0	0	0	0	12	0	2	0	0	0	14
Shawtown	0	0	0	0	0	0	0	0	0	0	0	0	0
Portage	3	7	3	0	3	2	1	5	1	2	1	1	29
Union	0	1	1	2	4	3	2	0	1	4	1	0	26
Mt. Cory	0	0	0	0	0	0	0	0	0	0	0	0	0
Rawson	0	1	0	1	0	0	0	0	0	0	0	0	2
Van Buren	1	2	2	1	1	0	0	2	0	2	0	0	12
Jenera	0	0	0	0	0	0	0	0	0	0	0	0	0
New Stark	0	0	0	0	0	0	0	0	0	0	0	0	0
Washington	4	10	4	4	11	11	0	5	8	8	5	6	76
Arcadia	0	2	1	1	3	0	0	2	1	2	0	0	11
Other	0	2	0	1	2	0	0	2	2	1	0	3	13
Total Citations	99	115	95	86	150	147	127	115	116	105	90	82	1327

Hancock County Sheriff's Office
2008 Statistics
Patrol -General Statistics

Category	Jan	Feb	Mar	Apr	May	Jun	Jul	Aug	Sep	Oct	Nov	Dec	Total
Total Calls for Service	573	589	571	551	637	672	644	666	638	608	586	691	7426
Arrests													
Complaint	16	4	5	7	6	3	5	5	9	4	4	5	73
Crime in Progress	4	9	7	2	3	2	3	7	3	3	3	4	50
Warrant	0	0	0	0	1	1	1	0	0	0	0	1	4
Court Summons / Citation	2	1	7	2	11	5	7	6	1	6	1	3	52
Order of Protection	0	0	0	0	0	0	0	0	0	0	0	0	0
Other	0	1	0	0	4	4	0	2	4	3	2	1	21
Total Arrests	22	15	19	11	25	15	16	20	17	16	10	14	200
Security & Welfare	45	87	86	42	11	28	24	37	27	44	83	133	647
Towed Vehicles	3	6	7	4	10	4	7	9	12	5	5	7	79
Alarm Calls													
Business	11	8	10	7	6	14	9	13	4	11	6	9	108
Residential	7	6	3	11	1	9	9	9	9	14	9	7	94
Schools	1	1	4	4	4	5	4	6	3	1	4	1	38
Other County Offices	0	1	4	4	1	4	4	5	3	5	6	5	39
Total Alarm Calls	19	16	21	23	12	32	26	33	19	31	25	22	279
Alarm \$ Billed	\$ -	\$ -	\$ 50.00	\$ 100.00	\$ -	\$ 50.00	\$ 400.00	\$ 200.00	\$ 50.00	\$ 50.00	\$ 250.00	\$ 400.00	\$ 1,550.00
Alarm \$ Received	\$ 150.00	\$ -	\$ 50.00	\$ 50.00	\$ 100.00	\$ 50.00	\$ -	\$ 450.00	\$ 150.00	\$ -	\$ 200.00	\$ 50.00	\$ 1,250.00
Patrol Car Stats													
Miles Driven	51,441	48,389	51,660	57,269	60,117	51,618	51,621	52,205	51,849	52,687	46,431	42,163	617,450
Gallons of Gas	3,396.4	3,287.9	3,328.1	3,431.6	3,518.3	3,228.2	3,133.2	3,247.5	3,086.7	3,094.4	2,923.6	2,828.8	38,504.7
MPG	15.15	14.72	15.52	16.69	17.09	15.99	16.48	16.08	16.80	17.03	15.88	14.90	16.04
Total \$ Purchased	\$ 9,349.00	\$ 8,983.69	\$ 9,821.36	\$ 10,793.08	\$ 12,442.74	\$ 12,043.07	\$ 11,981.04	\$ 11,234.49	\$ 10,452.72	\$ 8,367.09	\$ 5,144.78	\$ 4,036.24	\$ 114,649.30
Price per Gallon	\$ 2.753	\$ 2.732	\$ 2.951	\$ 3.145	\$ 3.537	\$ 3.731	\$ 3.824	\$ 3.459	\$ 3.386	\$ 2.704	\$ 1.760	\$ 1.427	\$ 2.978

Hancock County Sheriff's Office
2008 Statistics
Criminal -General Statistics

Category	Jan	Feb	Mar	Apr	May	Jun	Jul	Aug	Sep	Oct	Nov	Dec	Total
----------	-----	-----	-----	-----	-----	-----	-----	-----	-----	-----	-----	-----	-------

Criminal Investigations

Assigned Cases	1	2	5	5	24	9	12	6	14	7	5	9	99
Cleared Cases	4	3	4	2	1	1	2	2	0	2	4	10	35
# of Arrests	2	3	7	5	4	9	5	12	3	6	4	2	62

***Daytime burglaries & arrests**

Metrich - Hancock County

# of Defendants	12	6	7	10	6	7	6	22	17	9	16	8	126
New Cases	6	7	10	10	8	8	4	9	19	16	11	7	115
Closed Cases	14	0	3	0	1	11	3	11	0	0	1	0	44

ZTTF

Total Incident Reports													76
Criminal Arrests													54

Type of Arrest:

Drug Offense													67
Weapons Offense													4
Assaults/Violence													2
Vehicle Related													11
Total Traffic Stops													515
Total Warnings Issued													493
Total Traffic Arrests													76

Canine Unit

Incidents													44
Building Searches													2
Drug Searches													23
Suspect Tracks													13
Training Hours													217.5
Demonstrations Performed													11

Agencies Requesting Assistance: Findlay PD, Fostoria PD, McComb PD, METRICH Drug Unit, Fostoria ZTTF, Tiffin PD, Hardin Co. SO, Ottawa Co SO, Wood Co SO, Wyandot Co SO, Ohio State Highway Patrol, FBI and ATF.

Hancock County Sheriff's Office
2008 Statistics
School Resource Officer Report

Category	Jan	Feb	Mar	Apr	May	Jun	Jul	Aug	Sep	Oct	Nov	Dec	Total
School Resource Officers													
Mileage	3178	2952	2487	3105	2778	617							15117
Calls for Service	11	4	9	8	15	4							51
School Visits	110	94	84	96	106	33							523
Calls from School Alert	0	0	0	0	0	0							0

Visits to School

Alternative Opportunity Ctr	15	11	5	11	23	6							71
ED Unit	19	29	13	30	30	8							129
Arcadia	8	11	7	4	6	4							40
Arlington	9	9	9	15	13	2							57
Cory-Rawson	5	6	6	10	9	2							38
Liberty-Benton	8	3	3	2	2	1							19
McComb	5	3	2	2	3	0							15
Riverdale	9	8	6	10	11	2							46
Van Buren	8	4	2	5	8	5							32
Vanlue	5	3	4	5	4	1							22
Hoytville	0	1	0	0	0	0							1
Total Visits	91	88	57	94	109	31							470

Calls for Service

Alternative Opportunity Ctr	0	0	0	0	0	0							0
ED Unit	1	0	1	1	0	1							4
Arcadia	1	2	2	0	2	1							8
Arlington	0	1	1	0	1	0							3
Cory-Rawson	0	1	2	1	2	0							6
Liberty-Benton	3	0	2	2	2	0							9
McComb	0	0	0	0	0	0							0
Riverdale	1	1	0	0	2	1							5
Van Buren	0	0	1	0	8	0							9
Vanlue	1	0	0	2	4	0							7
Hoytville	0	0	0	0	0	0							0
Total Calls for Service	7	5	9	6	21	3							51

Meetings Attended:

Dep. McGuire	10	10	5	10	11	10							56
Dep. Sheets	6	0	6	5	3	0							20

Program discontinued at end of 2007-2008 school year due to staff reductions at the Sheriff's Office

Hancock County Sheriff's Office
2008 Statistics
Transport Warrant & Civil Unit

Category	Jan	Feb	Mar	Apr	May	Jun	Jul	Aug	Sep	Oct	Nov	Dec	Total
Transports													
Total Transports	146	124	153	136	134	109	148	113	110	146	120	101	1540
Adult Transports	42	42	48	56	50	46	37	34	40	53	41	34	523
Inmates Transports	0	51	54	62	60	88	44	64	70	88	69	42	652
Juvenile Transports	17	17	11	13	14	12	16	21	21	24	15	12	193
Juveniles Transported	0	29	14	16	17	13	20	21	28	32	23	17	230
Fees for Juvenile Transports	\$ -	\$ 1,134.00	\$ 497.00	\$ 719.00	\$ 547.50	\$ 532.50	\$ 669.00	\$ 1,462.00	\$ 1,404.00	\$ 1,623.50	\$ 1,029.50	\$ 781.00	\$ 10,399.00
Hours to Transport	323.75	136.25	148	276.75	137	97.25	176.5	118.25	217	148	113.75	120.25	2012.75
# of Extrajudgments	0	0	0	0	0	0	0	0	0	0	0	0	1
Total Miles to Transport	3356	3474	3121	4441.5	4007	2742	3141	3222	3168	4413	3643	5166	43894.5
Courthouse Security (Hours)													
HCPC	80.25	45.75	38.25	50.5	106	40.25	50.5	43.25	73.5	57	40.75	45.5	671.5
BMW/ROC/SCEA	1	2.5	2.5	2.25	1.75	1.25	1	1	0.5	0	0	0	13.75
Juvenile	9.75	6.25	7.5	8.25	12.25	12.5	10.5	7.5	8.25	8.75	11.75	11.5	114.75
FMC	17.75	37	21.75	35	13.75	32.5	15	23.5	12.75	1.5	4.25	11.25	226
West Entrance	174.5	175.25	183.25	180.75	167.25	200.5	178.5	176.25	157.25	175.5	125.75	175.75	2070.5
In House Court	1.5	3.75	10.5	2.5	3.5	1.5	1.75	3.25	1.5	0	0.5	0	30.25
Total Security Hours	284.75	270.5	263.75	279.25	304.5	288.5	257.25	254.75	253.75	242.75	183	244	3126.75
West Entrance Traffic	8166	8610	6109	7877	7335	out of service							38097
Sex Offender Registration													
Sexually Oriented	35	0	1	9	7	17	11	8	8	9	2	1	108
Habitual Offender	4	9	19	5	9	10	11	4	4	10	11	9	106
Sexual Predator	23	9	3	22	11	10	10	8	6	20	9	10	141
Total SORN Registrations	62	18	23	36	27	37	31	22	18	39	22	20	355
Juvenile Offenders	0	0	0	0	0	1	1	1	0	2	0	0	4
CCW Permits	17	39	53	48	48	34	22	24	30	30	43	82	470
Civilian Fingerprints													
Webcheck	2	0	2	2	2	2	3	3	0	0	2	0	18
Manual	53	18	22	11	11	13	21	5	12	15	14	15	210
Total Civilian Fingerprints	55	18	24	13	13	15	24	8	12	15	16	15	228
Juvenile Fingerprints	5	1	1	2	2	4	5	1	3	6	6	5	41
Civil Process													
Sheriff's Sales Received	20	56	35	30	32	29	26	48	8	21	20	28	363
Appraisals	23	20	57	33	27	24	27	41	12	17	9	30	320
Sales Conducted	15	15	13	49	20	19	19	13	28	9	7	11	218
Chattel Sales	0	0	0	0	0	0	0	0	0	0	0	0	0
Execution Sales	0	0	0	0	0	2	0	0	0	0	0	1	3
Civil Papers Received	283	242	281	277	206	259	242	209	191	283	176	193	2842
Civil Papers Served	241	162	263	228	165	222	208	172	167	202	153	138	2321
CPO's Served	8	7	14	20	16	16	20	18	15	19	10	13	176
Warrants													
Criminal Warrants Entered	82	94	37	83	126	99	82	88	64	72	61	66	954
Criminal Warrants Served	84	79	66	83	67	68	69	75	47	91	37	54	820
Civil Warrants Entered	17	7	8	20	28	10	13	27	16	22	13	19	200
Civil Warrants Served	18	8	10	10	12	12	11	8	4	14	2	27	136

**Hancock County Sheriff's Office
2008 Statistics
Corrections - Population**

Category	Jan	Feb	Mar	Apr	May	Jun	Jul	Aug	Sep	Oct	Nov	Dec	Total
# of Prisoners Booked	239	183	216	212	205	237	243	251	217	194	194	186	2,577
# of Prisoners Released	228	181	204	227	207	221	254	250	210	224	190	192	2,588
Fed'l Contracted Prisoners Held	0	0	0	0	0	0	0	0	0	0	0	0	0
Contracted Prisoners Held (Excluding Findlay Police Dept.)	1	0	1	1	1	1	1	1	1	2	1	1	12
Highest Population	113	101	110	110	101	107	121	115	117	115	87	87	121
Lowest Population	86	76	94	95	80	83	88	91	90	78	73	53	53
Average Daily Population	101	89	102	104	94	96	104	100	102	102	81	73	96
# of days Exceeded (98) Population	18	1	19	27	6	9	21	15	21	20	0	0	157
Gender													
Male	178	141	176	164	165	183	199	200	178	158	149	150	2,041
Female	61	42	40	48	40	54	44	51	39	36	45	36	536
Total	239	183	216	212	205	237	243	251	217	194	194	186	2,577
Felons													
Male	27	34	42	34	48	38	40	40	46	42	33	29	453
Female	8	13	6	16	6	13	11	11	7	7	14	10	122
Total	35	47	48	50	54	51	51	51	53	49	47	39	575
Misdemeanors													
Male	145	103	126	127	110	143	155	153	130	109	110	115	1,526
Female	50	28	34	31	35	38	29	41	31	32	31	25	405
Total	195	131	160	158	145	181	184	194	161	141	141	140	1,931
Length of Stay													
Highest	286	177	165	170	190	90	177	360	40	180	90	87	
Lowest	2	1	2	1	2	2	2	3	3	2	3	3	
Average	23	14	27	18	16	7	22	31	9	25	13	7	
DWI/OMVI	52	41	41	48	31	47	48	46	52	40	36	31	513
Highest	1	0	0	0	0	0	0	15	0	0	0	0	
Lowest	1	0	0	0	0	0	0	0	0	0	0	0	
Average	0	0	0	0	0	0	0	0	0	0	0	0	
DUS	1	0	0	0	0	0	1	1	0	0	0	0	
Highest	38	60	8	5	5	25	30	4	51	5	6	25	3
Lowest	2	1	2	3	1	1	1	1	4	1	0	5	
Average	2	3	0	0	0	2	3	0	2	0	0	2	
Domestic Violence	25	14	17	17	17	22	12	20	13	14	15	15	201

Hancock County Sheriff's Office
2008 Statistics
Corrections - Population

Category	Jan	Feb	Mar	Apr	May	Jun	Jul	Aug	Sep	Oct	Nov	Dec	Total
Age Groups													
Under 20	34	25	25	19	34	38	43	42	18	44	41	39	402
21 - 24	43	31	47	57	38	35	32	54	53	41	35	32	498
25 - 29	48	37	41	44	29	42	51	55	48	29	35	32	491
30 - 39	59	42	60	53	56	63	52	47	45	38	50	38	603
40 - Over	55	48	42	39	48	59	65	53	53	42	33	45	582
Race													
White	182	138	169	164	150	193	187	184	156	158	161	146	1,988
Black	37	31	27	26	34	21	27	41	28	16	17	19	324
Hispanic	19	14	17	21	17	22	29	22	32	19	15	19	246
Asian	1	0	2	1	4	1	0	3	1	0	1	1	15
American Indian	0	0	0	0	0	0	0	0	0	1	0	1	2
Marital Status													
Married	50	46	41	40	46	48	47	44	39	32	45	34	512
Single	141	106	141	134	130	141	155	176	144	137	122	121	1,648
Divorced	47	30	32	37	26	44	37	29	32	24	24	30	392
Widowed	1	1	1	1	3	4	4	2	2	1	3	1	24
Offenses													
Violent	7	13	9	9	15	13	15	20	9	3	5	8	126
Property	11	16	20	23	10	11	16	12	17	25	21	21	203
Drug	31	24	28	24	22	27	30	39	29	21	18	9	329
Alcohol	67	63	53	58	50	73	72	71	69	62	56	50	744
Fines & Costs	2	0	6	0	2	4	4	4	5	2	1	0	30
Public Order Offenses	3	3	0	3	2	3	2	1	2	1	1	6	774
Traffic	41	24	36	45	31	40	45	34	30	33	24	22	405
Parole	1	1	4	5	7	8	5	1	4	3	3	2	44
Child Support	5	3	10	2	11	11	7	8	6	3	10	16	449
Miscellaneous	47	22	39	26	41	28	38	45	38	31	42	36	433
Total Number of Recidivisms	3	6	7	8	7	1	2	15	4	2	10	5	70
Meal Service													
# of Prisoner Meals Served	8,340	7,676	10,190	8,802	7,964	9,912	8,780	8,438	12,640	8,452	6,722	6,146	104,062

Hancock County Sheriff's Office
2008 Statistics
Corrections - Program Participation

Category	Jan	Feb	Mar	Apr	May	Jun	Jul	Aug	Sep	Oct	Nov	Dec	Total
Mental Health													
Alcohol/Drug Interdiction - Male	45	58	63	34	63	109	75	43	50	60	22	25	647
Alcohol/Drug Interdiction - Female	33	29	32	5	22	27	22	21	37	37	24	14	303
Emotions Management	0	0	0	0	0	0	0	0	0	0	0	0	0
# Referred for One on One Counseling	46	49	65	28	68	77	76	84	93	65	69	94	814
Off-Site Mental Health Counseling	2	11	4	5	2	4	2	1	1	3	2	2	39

General													
Alcoholics Anonymous	61	31	85	90	62	65	35	52	69	65	64	57	736
GED	30	22	16	36	10	8	10	16	13	7	3	4	175
Literacy	0	0	0	0	0	0	0	0	0	0	0	0	0
Parenting Classes	0	0	0	0	0	0	0	0	0	0	0	0	0
Money Management Class	0	0	0	0	0	0	0	0	0	0	0	0	0
Art Program	0	5	2	3	3	9	5	2	3	2	3	3	40
Domestic Violence Class (Males)	5	0	6	0	0	0	0	0	0	0	0	0	11
Domestic Violence Class (Females)	6	10	8	5	1	0	0	0	0	0	0	0	30

Library													
Number of Visits	139	169	220	194	247	223	262	257	189	215	128	185	2,428
Number of Books Issued	167	199	321	300	347	255	293	202	215	343	168	277	3,087
Number of Bibles Issued	39	20	45	25	31	27	28	18	33	15	22	18	321
Number of Games Issued	0	0	2	2	1	3	0	0	0	0	0	0	8

Religious													
Bible Study (Males)	20	15	18	35	36	37	12	20	27	32	19	14	285
Bible Study (Females)	22	0	30	33	9	15	12	11	15	22	14	10	193
Protestant Church Services	140	104	81	87	133	136	122	85	129	112	75	108	1,312
Catholic Church Services	0	0	0	0	0	0	0	0	0	0	0	0	0

Hancock County Sheriff's Office
2008 Statistics
Corrections - Program Participation

Category	Jan	Feb	Mar	Apr	May	Jun	Jul	Aug	Sep	Oct	Nov	Dec	Total
Medical													
Receiving Screens	216	155	190	179	175	193	220	197	200	174	155	158	2,212
Medical Requests	100	63	66	75	68	83	79	73	78	89	74	62	910
Phone Calls to Doctor	8	11	4	8	4	8	3	4	5	10	8	4	77
Office Transports (TW)	16	11	21	21	18	16	31	19	22	17	17	17	226
Prison / Jail Transports	10	11	14	18	21	12	24	16	18	16	18	19	123
# Seen by Facility Doctor	89	75	85	89	98	73	108	88	96	101	65	66	1,033
# Seen by Facility Nurse	65	79	72	91	77	66	36	42	46	76	70	43	763
# Seen by Officer				Started tracking in August									
Responded to Accidents	2	2	1	1	2	0	2	5	5	4	1	1	26
Number of TB Tests	28	20	23	47	34	34	44	53	24	39	11	20	377
TB Tested Positive	0	4	0	0	0	0	0	0	0	0	0	0	4
Daily Count Diabetics	39	27	45	51	46	22	40	23	28	50	25	0	188
Number of Lab Tests	9	3	0	2	4	9	2	3	2	6	2	3	45
Mental Health Requests	23	7	13	13	11	20	25	24	28	29	33	20	246
Prescriber Called				Started tracking in August									
# of Prescriptions Filled	65	68	64	85	68	83	79	68	97	114	52	18	861
# of Psychotropic Prescriptions Filled	38	39	27	47	41	41	37	42	49	53	24	6	444
Avg# Inmates Receiving Psychotropic Meds	30	31	29	34	30	30	30	29	34	32	28	24	361
# Inmates on Special Diets	15	0	9	31	35	5	16	13	37	56	21	20	258
# Off-Site Long Term Mental Health Trtmt	0	0	0	0	0	0	0	0	0	0	0	0	0
(Northcoast Behavioral Center - Toledo)													
# Off-Site Medical Care	2	3	11	0	6	1	8	4	10	5	1	1	52
(ER, Doctor's Office, Dentist)													

Inmate Worker Program

# of Male Prisoners	54	37	42	59	55	51	50	44	46	45	40	39	562
# of Female Prisoners	15	17	13	17	5	12	18	14	16	12	7	10	156
# of Outside Work Details	85	82	65	116	119	98	116	114	100	84	62	66	1,107
# of Car Washes/Waxes Completed	29	6	22	12	29	47	42	21	34	15	7	4	268

**Hancock County Sheriff's Office
2008 Statistics
Rehabilitation & Opportunity Center**

Category	Jan	Feb	Mar	Apr	May	Jun	Jul	Aug	Sep	Oct	Nov	Dec	Total
Residents Admitted													
Findlay Municipal Court													
Judge Smith	18	27	16	24	16	24	18	18	14	0	0	0	175
Judge Fry	20	15	18	11	19	15	22	13	13	0	0	0	146
Other	0	0	0	0	0	0	0	0	0	0	0	0	0
Total FMC	38	42	34	35	35	39	40	31	27	0	0	0	321
Common Pleas Court													
Judge Niemeyer	0	0	1	0	2	0	0	1	1	0	0	0	5
Judge Routson	0	1	0	0	2	2	0	0	0	0	0	0	3
Total CPC	0	1	1	0	2	2	0	1	1	0	0	0	6
Hancock Co Juvenile Court													
Fostoria Municipal Court	1	0	0	1	1	0	0	1	0	0	0	0	4
Other Courts	1	1	2	3	1	3	4	2	1	0	0	0	18
Total Admitted	42	44	38	40	39	44	44	36	29	0	0	0	356

Residents Released													
Successful	14	20	22	17	16	22	22	20	20	10	0	0	183
Unsuccessful	3	2	4	5	3	5	6	4	0	1	0	0	33
Walk Away	3	2	4	5	3	5	9	4	0	1	0	0	36
Total Released	24	43	47	34	38	43	45	40	32	11	0	0	357

Length of Stay (in days)	High	Low
High	285	180
Low	3	3

Financial	Jan	Feb	Mar	Apr	May	Jun	Jul	Aug	Sep	Oct	Nov	Dec	Total
Amount Billed	\$ 25,082.00	\$ 18,722.50	\$ 11,115.50	\$ 17,004.00	\$ 18,418.50	\$ 21,762.50	\$ 13,069.50	\$ 7,757.50	\$ 7,842.50	\$ -	\$ -	\$ -	\$ 140,774.50
Amount Collected - Residents	\$ 20,722.00	\$ 20,955.00	\$ 17,224.33	\$ 13,347.89	\$ 14,601.28	\$ 17,075.00	\$ 16,144.00	\$ 12,080.50	\$ 13,876.50	\$ 4,150.00	\$ 504.00	\$ 895.00	\$ 151,575.50

Meal Service	Jan	Feb	Mar	Apr	May	Jun	Jul	Aug	Sep	Oct	Nov	Dec	Total
# of Resident Meals Served	1,628	2,003	1,606	1,390	1,219	1,636	1,648	1,124	1,215	479	0	0	13,948

The ROC closed as of October 31, 2008 due to budgetary cutbacks.

**Hancock County Sheriff's Office
2008 Statistics
Miscellaneous Administrative Statistics**

Category	Jan	Feb	Mar	Apr	May	Jun	Jul	Aug	Sep	Oct	Nov	Dec	Total
Records													
Reports Processed	585	386	202	441	538	475	303	657	322	562	385	323	5,179
Public Record Requests	253	217	218	185	223	200	208	229	176	234	176	246	2,565
Local Background Checks	59	54	67	71	59	56	68	71	45	49	30	25	654
General Fund Expenditures													
General Office	\$ 418,318.29	\$ 153,263.40	\$ 40,953.35	\$ 61,122.79	\$ 102,350.21	\$ (212,063.03)	\$ 61,485.86	\$ 41,583.65	\$ 43,379.17	\$ 66,686.30	\$ 40,571.58	\$ 44,779.98	\$ 832,411.55
Enforcement	\$ 2,981.10	\$ 90,222.20	\$ 168,805.76	\$ 173,977.26	\$ 226,394.10	\$ 404,857.66	\$ 165,823.56	\$ 177,842.35	\$ 170,000.41	\$ 233,909.83	\$ 181,964.85	\$ 199,376.53	\$ 2,196,154.61
Transport Warrant	\$ 163.74	\$ 17,174.36	\$ 33,004.69	\$ 35,510.06	\$ 48,778.33	\$ 81,601.73	\$ 30,783.79	\$ 28,282.37	\$ 29,684.94	\$ 40,639.36	\$ 28,464.13	\$ 32,786.84	\$ 405,874.36
Total Enforcement	\$ 421,463.13	\$ 260,659.96	\$ 242,763.80	\$ 270,610.11	\$ 377,522.64	\$ 244,396.36	\$ 258,073.21	\$ 247,708.37	\$ 242,064.52	\$ 341,234.49	\$ 251,000.56	\$ 276,943.35	\$ 3,434,440.52
Corrections	\$ 240,545.99	\$ 191,166.34	\$ 197,127.50	\$ 244,934.26	\$ 239,011.14	\$ 191,402.22	\$ 203,550.16	\$ 186,571.50	\$ 187,998.16	\$ 268,300.98	\$ 175,244.73	\$ 228,134.38	\$ 2,546,987.36
ROC	\$ 33,891.00	\$ 15,905.02	\$ 58,831.22	\$ 37,326.86	\$ 35,310.78	\$ 28,507.16	\$ 37,004.34	\$ 31,189.38	\$ 30,985.98	\$ 34,751.75	\$ 10,399.20	\$ 7,100.14	\$ 361,191.83
Total Gen'l Fund Expenditures	\$ 695,900.12	\$ 467,731.34	\$ 498,722.52	\$ 552,871.23	\$ 651,844.56	\$ 464,305.74	\$ 498,627.71	\$ 465,448.25	\$ 456,058.66	\$ 644,287.22	\$ 435,644.49	\$ 510,177.87	\$ 6,342,619.71
General Fund Receipts													
Fees & Fines Collected	\$ 7,558.08	\$ 10,486.74	\$ 12,156.80	\$ 9,046.17	\$ 6,136.49	\$ 12,489.20	\$ 9,443.51	\$ 10,882.17	\$ 11,095.45	\$ 20,519.40	\$ 9,713.86	\$ 6,942.54	\$ 126,460.41
Security Contracts - General Fund	\$ 5,184.44	\$ 4,451.37	\$ 3,884.56	\$ 4,117.79	\$ 5,524.54	\$ 4,013.04	\$ 2,985.21	\$ 4,482.13	\$ 3,997.92	\$ 3,121.25	\$ 6,349.08	\$ 3,952.58	\$ 52,063.91
Prisoner Housing	\$ 50,421.14	\$ 48,885.79	\$ 60,174.19	\$ 46,668.81	\$ 47,925.27	\$ 62,633.31	\$ 66,285.13	\$ 59,715.76	\$ 64,644.17	\$ 64,454.63	\$ 49,178.65	\$ 56,308.44	\$ 677,295.29
Resident Housing	\$ 20,722.00	\$ 20,955.00	\$ 17,224.33	\$ 13,347.89	\$ 14,601.28	\$ 17,075.00	\$ 16,144.00	\$ 12,090.50	\$ 13,476.50	\$ 4,150.00	\$ 504.00	\$ 895.00	\$ 151,175.50
Other	\$ 12,018.06	\$ 8,240.42	\$ 23,248.66	\$ 11,445.61	\$ 2,977.17	\$ 8,316.26	\$ 6,396.88	\$ 3,410.50	\$ 19,002.17	\$ 16,597.39	\$ 16,229.99	\$ 17,231.04	\$ 145,114.15
Total to General Fund	\$ 95,903.72	\$ 93,029.32	\$ 116,688.54	\$ 84,626.27	\$ 77,164.75	\$ 104,526.81	\$ 101,254.73	\$ 90,551.06	\$ 112,216.21	\$ 108,842.67	\$ 81,875.58	\$ 85,329.60	\$ 1,152,109.26
Grant Funds Received	\$ -	\$ 4,068.44	\$ 3,986.74	\$ -	\$ 1,271.36	\$ 8,820.00	\$ 315.47	\$ 3,384.95	\$ 3,689.21	\$ 3,935.10	\$ 3,876.42	\$ 10,783.59	\$ 44,121.28
Security Contracts - Special Fund	\$ 16,222.00	\$ 9,802.80	\$ 4,302.34	\$ 20,578.80	\$ 21,668.00	\$ 4,356.80	\$ 4,356.80	\$ 5,312.47	\$ 20,578.80	\$ 5,156.80	\$ 6,453.89	\$ 16,230.55	\$ 135,020.05
Special Fund Receipts	\$ 7,545.59	\$ 5,927.80	\$ 6,343.73	\$ 3,894.00	\$ 3,131.58	\$ 37,278.20	\$ 21,925.88	\$ 6,538.23	\$ 5,887.40	\$ 8,489.22	\$ 7,014.51	\$ 9,287.85	\$ 123,173.99
City of Findlay ROC Reimbursement	\$ -	\$ -	\$ -	\$ -	\$ -	\$ -	\$ 91,388.42	\$ -	\$ -	\$ 92,249.21	\$ -	\$ -	\$ 183,637.63
**for unpaid expenses inc. utilities	\$ -	\$ -	\$ -	\$ -	\$ -	\$ -	\$ -	\$ -	\$ -	\$ -	\$ -	\$ -	\$ -
Receipts	\$ 119,671.31	\$ 112,828.36	\$ 131,301.35	\$ 109,009.07	\$ 103,235.69	\$ 154,981.81	\$ 219,241.30	\$ 105,796.71	\$ 142,371.62	\$ 219,673.00	\$ 99,320.40	\$ 121,631.59	\$ 1,638,062.21

Hancock County Sheriff's Office
2008 Statistics
Five Year Financial Comparison

	2004	2005	2005 vs 2004	2006	2006 vs 2005	2007	2007 vs 2006	2008	2008 vs 2007
Receipts deposited to General Fund									
Fees Collected	\$ 67,658	\$ 90,909	34.37%	\$ 119,773	31.75%	\$ 109,863	-8.27%	\$ 126,597	15.23%
Traffic Fines	\$ -	\$ -	-	\$ -	-	\$ -	-	\$ -	0.00%
Security Contracts	\$ 49,434	\$ 50,610	2.38%	\$ 88,937	75.73%	\$ 57,680	-35.15%	\$ 52,073	-9.72%
Other	\$ 22,628	\$ 30,229	33.59%	\$ 42,089	39.23%	\$ 48,857	16.08%	\$ 110,291	125.74%
Prisoner Housing	\$ 536,382	\$ 811,207	51.24%	\$ 740,955	-8.66%	\$ 758,552	2.37%	\$ 677,295	-10.71%
Inmate Phones	\$ 49,778	\$ 41,647	-16.33%	\$ 41,280	-0.88%	\$ 39,705	-3.82%	\$ 34,215	-13.83%
Resident Housing	\$ 240,393	\$ 300,382	24.95%	\$ 329,845	9.81%	\$ 249,395	-24.39%	\$ 151,575	-39.22%
City Reimbursement for ROC	\$ 61,406	\$ 18,868	-69.27%	\$ 98,132	420.10%	\$ 154,102	57.04%	\$ 183,638	19.17%
Resident Phones	\$ 3,869	\$ 4,108	6.18%	\$ 2,372	-42.26%	\$ 1,918	-19.14%	\$ 658	-65.69%
Total to General Fund	\$ 1,031,548	\$ 1,347,960	30.67%	\$ 1,463,383	8.56%	\$ 1,420,072	-2.96%	\$ 1,336,342	-5.90%

Expenditures									
Enforcement									
Salaries & Benefits	\$ 2,710,507	\$ 2,649,460	-2.25%	\$ 2,720,163	2.67%	\$ 2,822,382	3.76%	\$ 2,870,841	1.72%
Operating Expense	\$ 146,686	\$ 186,307	27.01%	\$ 149,385	-19.82%	\$ 152,255	1.92%	\$ 200,276	31.54%
Automotive	\$ 82,683	\$ 108,570	31.31%	\$ 121,612	12.01%	\$ 118,667	-2.42%	\$ 176,289	48.56%
Equipment	\$ 132,422	\$ 121,137	-8.52%	\$ 49,236	-59.36%	\$ 55,117	11.94%	\$ 68,519	24.32%
Other Expense	\$ 36,220	\$ 36,432	0.59%	\$ 60,143	65.08%	\$ 78,853	31.11%	\$ 118,516	50.30%
Total Enforcement	\$ 3,108,518	\$ 3,101,906	-0.21%	\$ 3,100,539	-0.04%	\$ 3,227,273	4.09%	\$ 3,434,441	6.42%
Corrections									
Salaries & Benefits	\$ 1,955,311	\$ 1,926,612	-1.47%	\$ 2,084,390	8.19%	\$ 2,036,332	-2.31%	\$ 2,107,630	3.50%
Operating Expense	\$ 45,428	\$ 66,560	46.52%	\$ 40,121	-39.72%	\$ 46,703	16.41%	\$ 59,675	27.77%
Inmate Supplies	\$ 10,791	\$ 10,403	-3.60%	\$ 6,579	-36.76%	\$ 8,090	22.97%	\$ 19,442	140.32%
Medical	\$ 133,821	\$ 145,075	8.41%	\$ 142,313	-1.90%	\$ 164,746	15.76%	\$ 230,069	39.65%
Food Service	\$ 141,776	\$ 117,953	-16.80%	\$ 168,256	42.65%	\$ 142,496	-15.31%	\$ 124,594	-12.56%
Equipment	\$ 21,007	\$ 9,349	-55.50%	\$ 4,189	-55.19%	\$ 6,752	61.18%	\$ 5,577	-17.40%
Outside Housing	\$ 77,395	\$ 139,838	80.68%	\$ 25,335	-81.88%	\$ 31,365	23.80%	\$ -	-100.00%
Other Expense	\$ 15,000	\$ -	-	\$ -	-	\$ -	-	\$ -	0.00%
Total Corrections	\$ 2,400,529	\$ 2,415,790	0.64%	\$ 2,471,183	2.29%	\$ 2,436,485	-1.40%	\$ 2,546,987	4.54%
ROC									
Salaries & Benefits	\$ 122,255	\$ 132,872	8.68%	\$ 144,844	9.01%	\$ 157,080	8.45%	\$ 150,192	-4.39%
Operating Expense	\$ 2,601	\$ 4,072	56.56%	\$ 3,369	-17.26%	\$ 3,853	14.37%	\$ 3,976	3.19%
Resident Supplies	\$ 9,461	\$ 10,845	14.63%	\$ 8,143	-24.91%	\$ 8,426	3.48%	\$ 4,194	-50.23%
Contract (Meals, Security)	\$ 197,197	\$ 235,439	19.39%	\$ 237,803	1.00%	\$ 220,325	-7.35%	\$ 198,455	-9.93%
Equipment	\$ 14,995	\$ 2,869	-80.87%	\$ 1,063	-62.95%	\$ 6,563	517.40%	\$ -	-100.00%
Other	\$ 3,290	\$ 3,660	11.25%	\$ 4,195	14.62%	\$ 4,224	0.69%	\$ 4,375	3.57%
Total ROC	\$ 349,799	\$ 389,757	11.42%	\$ 399,417	2.48%	\$ 400,471	0.26%	\$ 361,192	-9.81%
Total Sheriff's Office Expenditures	\$ 5,858,846	\$ 5,907,453	0.83%	\$ 5,971,139	1.08%	\$ 6,064,229	1.56%	\$ 6,342,620	4.59%