


# E<sub>by</sub> SIPLACE



The **NEW** Highly Flexible All-Rounder

Simply better in terms of quality,  
performance and operation.

# E by SIPLACE



## E-Quality

E by SIPLACE sets new placement quality standards in the all-round segment. It places all components in the right position and with the correct force – thanks to high-precision linear drives, programmable placement force sensors, and the unique SIPLACE digital vision system.

## E-Performance


Benefit from our premium-class technologies. With state-of-the-art placement heads, intelligent feeder technologies and industry-leading programming and optimization software – never before has this much performance been available in the all-round segment.

## E-Use

The new standard for easier operation, more user-friendliness and lower service costs. It means a graphical user interface in various languages, easy online teaching and programming time-saving software wizards, and clear status messages during operation.

## E-Cockpit

Exactly what you need: The E by SIPLACE line can be tailored to your specific needs, whether you are looking for premium speed, flexibility or quality. Select from Basic, Volume and Flex configurations – or design your own line.



### E-Basic Line

### E-Flex Line


### E-Volume Line

E-Speed  
E-Component Range  
E-Feeder Slots

45,300 cph  
01005 – 200 mm x 110 mm  
120

90,600 cph  
01005 – 200 mm x 110 mm  
240


135,900 cph  
01005 – 200 mm x 110 mm  
360



## Placement Heads

The SIPLACE placement heads are famous for their precision, speed and flexibility:

- Reliable, individually programmable placement force control
- Automatic adjustment to board warpage
- Combined collect-and-place and pick-and-place units turn a single-gantry E into the first real all-rounder



## Feeders

Each component in exactly the same position every time:

- Smartfeeder E precision drives
- Closed-loop control system

Smartfeeder E:

- Calibrates itself
- Features exceptional robustness
- Hot-swappable
- Requires very little maintenance



## Component Tables

The new E by SIPLACE component tables:

- Support fast setup and tear-down of feeder modules, even during the placement process
- Work with Smartfeeder E and more feeding options
- Offer a total of 120 8 mm feeder slots with two component tables attached to the E by SIPLACE



## Drives

Maximum head speed and precision:

- State-of-the-art linear motors
- Exact positioning via high-resolution scaling
- Modern sensors
- Decades of experience in control software

The stiff chassis and precise linear drives deliver quality by design and for a long time to come.



## Digital Vision System

E by SIPLACE features high-resolution SIPLACE digital vision system:

- Each component is individually captured and inspected
- Individual lighting configurations capture more details than shapes
- Wizards for extremely fast and reliable teaching
- Easy teaching with modern image recognition algorithms
- Always operates at the highest speed, even for the smallest components

# E<sub>by</sub> SIPLACE

We're convinced, now convince yourself.



## E-Facts

Placement head	CP14	CP12	CP12/PP	CP6/PP	TH
E-Component range	01005 – 6 x 6 mm	01005 – 18.7 x 18.7 mm	01005 – 45 x 87.5 mm	0201 – 45 x 98 mm	0201 – 200 x 110 mm
E-Component height	4 mm	7.5 mm	19 mm	19 mm	25 mm
E-Accuracy (3σ)	41 μm	41 μm	37.5 μm	37.5 μm	22 μm
E-Speed	45,300 cph	24,300 cph	24,200 cph	13,700 cph	5,200 cph

Placement machine	SIPLACE E				
Heads	CP14, CP12, CP12/PP, CP6/PP, TH				
PCB size (LxW)*	1,200 x 460 mm				
PCB thickness	0.3 – 4.5 mm				
Feeder capacity	120 x 8 mm				
Power supply	3 x 200/208/220/240/380/400/415 VAC ± 10%, 50/60 Hz, 1.8 KW				
Compressed air	5.0 bar (0.5 MPa) - 10.0 bar (1.0 MPa)				
Air consumption	90 NL/Min	90 NL/Min	140 NL/Min	140 NL/Min	185 NL/Min
Dimensions (LxW)**	1,500 mm x 1,666 mm				
Weight***	1,850 kg				

Notes:  
 \* PCB lengths from 490 mm to 1,200 mm only available with Long Board Option  
 \*\* Without changeover table or fixed table  
 \*\*\* Single-sided machine



## E-Contact

Our goal: offer the world's best all-round solution and establish a long-term partnership with you. If we convinced you, don't hesitate to get in touch with us:

**E-mail:** [E-by-SIPLACE@asmpt.com](mailto:E-by-SIPLACE@asmpt.com)  
**Internet:** [www.E-by-SIPLACE.com](http://www.E-by-SIPLACE.com)

This brochure contains only general descriptions and/or features which may not apply to a specific product or may change as a result of new product developments. Specific features are only binding if they were expressly specified in the respective contract. ASM Assembly Systems Ltd. reserves the right of the last interpretation of this brochure