

# SG30P LED PARK & PARKING LIGHT

WORLDWIDE POWERED

ACTIVE POWER FACTOR CORRECTION (PFC)

LEDs – 160 LM/W

EXTREMELY WIDE ASYMMETRIC LENSES

ZERO LIGHT POLLUTION










AUTOMATIC ECONOMY LATE NIGHT DIMMING\*


## SG30P

- HIGH ENERGY EFFICIENCY
- NO MAINTENANCE COSTS
- LONG LIFECYCLE
- HIGH QUALITY AREA ILLUMINATION
- ERGONOMICAL – CLOSE TO NATURAL LIGHT
- ECOLOGICAL – MERCURY AND LEAD FREE



**False Colours  
illuminances**

	12.00 lx
	10.50 lx
	9.00 lx
	7.50 lx
	6.00 lx
	4.50 lx
	3.00 lx
	1.50 lx
	0.00 lx



# SG30P

## SPECIFICATIONS

AC Input Voltage	90 ÷ 305 V AC
DC Input Voltage	127 ÷ 431 V DC
Mains Frequency	47 ÷ 63 Hz
Power Factor (PF) at 230 V	min 95 %
Power Factor (PF) at 115 V	min 98 %
LED Power	30.4 W
Power Efficiency	88 %
Total Power	34.5 W
Average power in late night dimming mode*	24.5 W
LED Light Output	160 lm/W
Current Efficiency	78 %
LED Luminous Flux	3 822 lm
Junction Temperature at Ta = 25°C	70°C
Thermal Efficiency	91 %
Lens Efficiency	92 %
Real Luminaire Efficacy (LER)	92 lm/W
Color Rendering Index (CRI)	65 ÷ 80
Real Lamp Luminous Flux for:	
Cool White (4000 ÷ 6200 K)	3 200 lm
Neutral White (3700 ÷ 5000 K)	2 970 lm
Warm White (2600 ÷ 4300 K)	2 510 lm
Zero Light Pollution	0 cd at 90 deg
Operating Temperature	-40°÷ +45°C
Operating Humidity	10 ÷ 95 % RH
Lifespan L70	> 160 000 h
Ingress protection rating	IP 65
Electrical Safety Class	Class II

## MECHANICAL CONSTRUCTION

Body	Marine Grade Aluminium Alloy
Polycarbonate optical cover	optional
Installation Diameter	ø 76 mm
Dimensions	ø 320 x 230 mm
Weight	4 kg

## Additional deliveries

- Zink plated metal poles
- Means of fixing the pole underground / fundament

- \* Late night dimming:  
50 % illuminance decreasing after 4 hours till 1 h before dawn;  
Optional illuminance decreasing – 20 ÷ 90 %;  
Optional dimming start – 2 ÷ 8 hours;  
Optional dimming stop – 0.5 ÷ 3 h before dawn.



**L = 20 m ; H = 5,5 m**

- L – Distance between the light sources (poles)  
H – Height of the light source above the ground

