



# Niche<sup>TM</sup> Lifts

**SPECIALISTS IN PLATFORM LIFTS**

*Niche Lifts is an established specialist in platform lifts, low-to-medium rise passenger lifts and goods lifts. We operate across the UK supplying and installing reliable, well-designed lifts at competitive prices.*

*The range of products we supply and install covers low-to-medium rise, vertical inclined stairlifts and short rise step lifts for the disabled.*

### **Competitive Pricing**

Highly competitive pricing with delivery for most products in 6 weeks and installation in just 4 days, subject to product type. Please call us on 020 8295 2852 for further information.

### **Quick Quote Calculator**

Use our online, easy-to-use Quick Quote Budget Calculator to provide outline costs for your project.  
[www.nichelifts.com/quick-quote-calculator](http://www.nichelifts.com/quick-quote-calculator)

# WHY CHOOSE NICHE?

*Simply put, if you need advice, want to talk about platform lifts and how to achieve the best solution; we are happy to help. We won't ask for any commitment but, should you like our approach and what we have to say, we would love your business.*



For many of our customers, particularly those in the domestic market, selecting and specifying the correct lift at the best price for a specific requirement can be time consuming and relatively stressful.

At Niche Lifts, we fully understand this. Our specialist estimators will guide you through the process, providing impartial advice whilst recommending the product that best suits your design and functional needs.

Niche Lifts is also well known in the commercial market for supplying a wide range of platform lifts to some of the UK's most prestigious end users such as retailers, hoteliers, restaurant chains, public sector agencies and charities. When required, we are here to always provide advice and recommendations, making us your ideal partner.

The industry experience of our key personnel spans several decades, as do the relationships we have with some of the most respected market leading Global and UK based lift manufacturers. It's these relationships, coupled

with our experience and customer focused service, that have provided Niche Lifts with a returning customer base envied in the industry.

Our willingness to help and our dedication to finding solutions for demanding situations covers the entire range of Niche Lifts products, including internal and external passenger lifts, disability lifts, goods and service lifts.

All our platform lifts are designed and manufactured to fit into existing buildings with minimal disruption, hence, in most cases, requiring only a shallow pit and occasionally, no pit at all. We can provide passenger and goods lifts in their own self standing structures with either glass or pre-painted steel walls and cladding, or for pre-built shafts installed without cladding.

The platform lifts that we provide are easy-to-use and benefit customers with a long-term solution for transporting passengers and goods between varying levels and floors. As you would expect, they all comply with The Equality Act and all appropriate safety standards.

# OUR RANGE



## VERTICAL PLATFORM



Niche Lifts' self-supporting Vertical Platform Lift range includes a variety of different platform lift types suitable for different budgets and applications. The options we provide include our 410kg/500kg internal platform lift for wheelchair and disabled access, as well as transportation of light goods. Our second option is our compact 250kg residential/home lift, best suited for homes with limited floor space, and finally, our 400kg internal/external weatherproof platform lift.

Examples and references for this product can be found on pages 6 to 11.



## LOW RISE PLATFORM



Our low rise platform lifts are suitable for those requiring access vertically for shorter distances up to 1000mm. With a 300kg capacity, low rise platform lifts are the safe and efficient solution for vertical access, with automatic wheelchair ramp, side hand rails and hold-to-run platform controls. As it is free standing (however, can be converted to step lift if required), installation is fast and hassle-free, and because it does not rely on attachment to stairs, room can be saved in narrower steps.

Examples and references for this product can be found on pages 12 to 13 and 18 to 19.



## INCLINED STAIRLIFTS



Inclined stairlifts are the appropriate accessibility solution for wider, straight inclined staircases which have no floor space for a low rise platform lift. These easy-to-use compact folding platforms have powered ramps and arms for safe and smooth travel, making embarking and disembarking easy. Available in three different platform sizes, when folded it has a profile of only 285mm, making it unobtrusive and leaving the staircase free for other users.

Examples and references for this product can be found on pages 14 to 15.



## GOODS LIFTS



Ensuring safe and easy stock-movement is key to running a business efficiently. Available as goods-only lifts or goods lifts with an attendant, these lifts offer the perfect, cost-effective solution for transporting goods between floors with a self-supporting structure and minimal pit.

Our goods lifts with an attendant can travel up to 17 metres with up to 5 stops, carry up to 1000kg and our goods-only lifts can carry either up to 1000kg or 2000kg dependent upon individual requirements.

Examples and references for this product can be found on pages 16 to 17.



## SERVICE LIFTS



The service lifts we supply are split into two categories – dumbwaiter lifts and trolley lifts. Our Dumbwaiter lifts are small lifts within self-supporting structures that are predominantly used to carry food, drink and kitchen utensils between floors up to 15 metres. These are suitable for both residential and commercial/leisure applications.

Our trolley lifts are compact lifts suitable for pallets and trolleys between weighing between 100kg and 300kg. Like all of our lifts, they do not require a separate machine room and are simple to install.



## PASSENGER LIFTS



Our passenger platform lifts offer similar solutions to our vertical platform lifts, suitable for low rise buildings, travelling up to 9 metres. With two-panel side opening doors, these lifts are hydraulic rather than incorporating screw-driven drive technology and are available in a range of finishes and colour schemes.

# KENT SCOUTS

## TWO-STOP PLATFORM LIFT & THREE-STOP PLATFORM LIFT



*We found Niche to be very professional as they paid the utmost attention to Health and Safety, as well as customer service. A number of problems with the overall project could have been avoided if all contractors had been as reliable and attentive as Niche Lifts.*

**– Kelvin Holford, County Commissioner**



Niche Lifts was contracted by Kent Scouts to provide lift access for two of their buildings in Lower Grange Farm, Maidstone. Their site has had a great deal of publicity and success over the years, having been opened by their Chief Scout, Bear Grylls, and featuring on BBC's *Homes under the Hammer*. Therefore, they decided that in order to continue their progression and success, the entire site needed to be fully accessible to those with disabilities. They required the first lift for their converted, modernised activity barn and the second for their hospitality centre.

The first lift was installed in the hospitality centre, it was a two-stop enclosed platform lift enabling easy access to the first floor meeting room. The internal platform lift Niche Lifts provided required limited building work and installation

time. Additionally, this aesthetically pleasing 'Equality Act' compliant lift is easy to use and reliable, providing safe and dependable access to the first floor and ideal for passengers who are either wheelchair bound or have mobility problems. The fully glazed lift is housed in a white-framed structure, which complements the appeal of the building.


The second installation was for a three-stop Niche Internal Platform Lift in the converted barn; an ideal choice for buildings that need a number of floors to be accessible. Inside the Kent Scouts' barn is a climbing wall, and the lift was an essential part of the barn conversion to provide access for wheelchair bound or mobility impaired visitors assessing the top floor level where the climbing platform is located.





# FASTLANE TURNSTILES

## TWO-STOP PLATFORM LIFT



*We were thoroughly impressed with Niche's professionalism, speed and efficiency of the job in hand. We found them to be quick and efficient and importantly we did not get bombarded by inexperienced sales people – they did everything that they said on the website.*

**– Phil Coombes, Fastlane Turnstiles**



We were contracted by Fastlane Turnstiles in Feltham to install a two-stop platform lift within their modern office building. Being the market leader in entrance control products, and having recently received the Queen's award for Enterprise for growth in international trade, Fastlane has been expanding rapidly. Therefore, in reflection of their expansion they decided that improved accessibility was needed within the building.

A key factor was compliance with the Equality Act 2010, Fastlane required a lift that provided safe, comfortable and easy access to the first floor for those with disabilities. They also wanted the platform lift for transporting heavy exhibition equipment from one floor to the other, creating a safer and less stressful transfer. Their investigation led them to the

Niche Lifts website where they used our Quick Quote Budget Calculator. Therefore, when it came to contacting us, they knew exactly what they wanted. It was paramount that the lift was fully accessible, had easy-to-use controls and required low maintenance to run.

Niche Lifts installed a 5 person fully enclosed platform lift, an attractive choice for any active business as installation is quick, easy and requires limited building work. One concern was that they did not want it to be an eye-sore in their stylish, modern glass panelled building; they wanted the lift's appearance to match seamlessly with their interior. Therefore, working together, the decision was made that the lift was to be enclosed in a fully glazed lift structure.






# THE THIRD SPACE

## INTERNAL PLATFORM LIFT



*Although I was not communicating directly with Niche Lifts, all of the reports I had were very positive about the project and now the lift falls to us to manage, it's proven entirely reliable and a great help to those members who need assistance with stairs.*

**– Suzanne Poole, Practice Manager, The Third Space**



Opened in 2001, market leader The Third Space, located in London's buzzing Soho has been refurbishing and updating some of its facilities, one of which was to provide greater access for those with limited mobility. The Third Space is a members-only health and fitness club that takes an integrated, alternative approach towards health, exercise, medicine, nutrition and fun. The Soho-based club has a wide and diverse range of members working or living locally in W1 and Central London, some with limited mobility, so having a high quality and reliable lift was of great importance to The Third Space.

The lift chosen by The Third Space was a two-stop, 410 kg/5 persons through-car platform lift. In this instance the lift was installed in a custom-made internal lift shaft with the ground floor lift entrance opening in the centre's reception area. The installation was completed to pre-agreed time scales and to budget, and was exactly what

Derek De Freitas, the external consultant to The Third Space had promised our customer.

Suzanne Poole, The Third Space's Practice Manager said "although I was not communicating directly with Niche Lifts, all of the reports I had were very positive about the project and now the lift falls to us to manage, it's proven entirely reliable and a great help to those members who need assistance with stairs."

Now that the installation is complete, the lift provides comfortable access for those with limited mobility or in wheelchairs. The lift transports passengers between the centre's fitness amenities, studios and consulting rooms located on the ground and first floor.

The Third Space was extremely happy with the outcome of the quick installation and feels the platform lift's aesthetics are a complementary addition to their facility.




# DOUBLETREE BY HILTON HOTEL

## LOW-RISE PLATFORM LIFT



*We are very happy with the lift, it is exactly what we wanted.*

**– Sardia Kabore, Front Office Manager, Doubletree by Hilton Hotel**



Marble Arch and premium shopping for visitors in Oxford Street are both only a few steps away from the 4 star Doubletree by Hilton London Marble Arch hotel. Being so close to these landmark attractions means the hotel is a popular choice for those visiting the capital looking for somewhere to stay.

With this large variety of visitors staying in London, it's essential that appropriate measures are put into place to cater for a wide range of access needs. Great accessibility is always important for hoteliers and of particular importance for a hotel such as the Doubletree by Hilton London Marble Arch, which is dedicated to ensuring its guests have an enjoyable, highly memorable and stress-free stay.

Therefore, back in 2012, CJN Concept Ltd, the interior fit out specialists who were undertaking the hotel's refurbishment, was asked to incorporate an easy-to-use, reliable disabled access lift for guests in wheelchairs or with limited mobility. Apart from the clear objective of customer satisfaction, the hotel had the need to maintain its star premium rating. To help with this, additional disabled access was required away from the steep steps located at the front entrance of the hotel.

The Project Management at CJN Concept Ltd spoke with Niche Lifts' specialists about options and discussed what would be most suitable

for the hotel's requirements. Because of where the entrance to the hotel was located, the means of access could not obstruct the narrow and busy pavements adjacent to the front or side of the building. This ruled out the option of a stairlift, as it would overlap onto the pavement below. Subsequently, Niche proposed a design for the installation of a low rise platform lift, situated side-on to the hotel's secondary entrance.

To ensure the low-rise platform lift would be a visual enhancement to the hotel and not something that appeared to be an afterthought to the exterior of this prominent building, Niche Lifts, in consultation with the refurbishment team, proposed that the lift underwent a high quality powder coating process supported by a 5 year anti-corrosion warranty, to ensure the lift continuously matched the standards of the elegant hotel.

Today, three years on, the low-rise platform lift has continued to reliably provide easy access for disabled visitors to the hotel. Although in a very busy and exposed pedestrian area, the lift has remained in excellent aesthetic shape with its high quality, powder coated exterior still sleek and polished without any loss or fade of colour. Doubletree by Hilton London Marble Arch remains very happy with the lift's performance 3 years on, and is looking forward to its continued future years.



# SCOTNEY CASTLE

## INCLINED EXTERNAL LIFTING PLATFORM



*Niche Lifts provided an excellent level of service. The step lift was delivered and installed entirely as promised and has been working reliably as we were assured it would.*

*Our experience of Niche Lifts and the relationship that has developed is one that we are pleased to have.*

**– David Sloane, Premises Manager, Scotney Castle**



Having safe and reliable access for the disabled is essential, particularly where there is a likelihood of either frequent or constant traffic from people in wheelchairs. Typically, one of the many access requirements encountered for those managing public buildings, like The National Trust. So when David Sloane, Premises Manager at Scotney Castle in Kent was tasked with finding a competitively priced, reliable supplier for an inclined step lift, like most of us he took to the internet.

As with many of the properties managed by The National Trust, Scotney Castle is a Grade 1 Listed Building requiring immense care and constant diligence to ensure its appearance is always to the highest standard. So when choosing a supplier it's vital that the Trust choose a company who appreciate the issues of working in a Grade 1 Listed


Building and really understand the Trust's requirements before any commitments are made.

As a result of his internet research, David had ended up selecting three possible suppliers; a large national company, a regional general lift company and Niche Lifts. Costs and an experienced understanding of what was needed clinched the order for Niche Lifts. The location of the step lift needed careful discussion and planning to ensure that nothing of the building's fabric was altered in any way. This was to prove quite a challenge as the existing and very old stone paving had many levelling issues. After several conversations, a solution was proposed that addressed the levels issue and provided The National Trust with a product that at a later date could be removed without leaving any lasting effects to the building.



# THE ENTERTAINER

## THREE-STOP THROUGH-CAR GOODS LIFT



*Niche Lifts was very fast with their response time and provided initial costs, estimates, as well as arranging for me to view similar installations, all within 24 hours of my enquiry. Niche Lifts has provided a professional and experienced project management service that was exemplary throughout the process.*

**Charles Creak, Facilities Manager, The Entertainer in Little Chalfont**



With a busy Christmas approaching, Niche Lifts was contracted by Charles Creak, Facilities Manager for The Entertainer in Little Chalfont, Amersham to install a goods lift within their warehouse. Being the biggest independent toy retailer in the UK, the company's increased success and expansion means that they have become the most popular choice for children's toys. As a result of this, and the seasonal surge in business, efficient floor to floor movement of stock is essential for keeping orders moving through the system.

In advance of the Christmas seasonal peak, The Entertainer hires upwards of 200 extra staff to pick, pack and facilitate the distribution of stock to the 90 stores across the UK to ensure customers are never disappointed by pre-Christmas toy availability. To assist with inward and outward bound goods movement, the company

decided to invest and purchase either a goods lift or an inclined goods conveyor belt to transport stock between the ground floor warehouse to the first and second floors for packaging. After investigating their options, they eventually decided that a goods lift was the optimum choice.

With the large amount of retail outlets The Entertainer has, Charles Creak, the company's Facilities Manager was already very experienced in the commissioning and overseeing of the maintenance of the lifts in the company's stores. As a result, the company had a good idea of what they wanted and the costs associated with this kind of project.

The three-stop, through-car goods lift was installed to budget, and in time for the busy Christmas period, which provided The Entertainer with invaluable help during their busiest time of the year.





IMPART  
GROUP

THE IMPART GROUP  
20000 N. 10TH ST.  
SUITE 100  
SCOTTSDALE, AZ 85257  
TEL: 480.344.1111  
WWW.IMPARTGROUP.COM

NEOPRENE

THE IMPART GROUP  
20000 N. 10TH ST.  
SUITE 100  
SCOTTSDALE, AZ 85257  
TEL: 480.344.1111  
WWW.IMPARTGROUP.COM

# HINCHLEY WOOD SCHOOL

## INTERNAL PLATFORM LIFTS



“

*Good feedback at the design stage helped us to get it right first time. As always Niche was easy to work with and the project was delivered on time. I'm looking forward to working with them again in the future.*

– **Martin Peat, Richardson and Peat**

”



Hinchley Wood School is a mixed secondary school with Academy status situated in Esher, Surrey. Their newly built NAS Cullum Centre is a specialist facility which, since opening in September 2016, helps high functioning students with autism to achieve their potential and gain at least five A\*- C grades at GCSE. As with any public building, complying with the Equality Act is of the utmost importance in this new build to allow wheelchair users and those with limited mobility access to all areas of the building. Therefore architects Richardson and Peat designed the building to include both a one-floor enclosed passenger lift and a ½ floor platform step lift, providing access to a different part of this contemporary structure.

Niche was contacted by Richardson and Peat to supply and install the two lifts due to having worked together on previous successful projects. Involved with the project from the outset, Niche consulted with the company at the design stage to provide feedback on

the architect's original plans and ensure that the building was optimally designed to incorporate the lifts. An enclosed Aritco one-floor lift and a platform step lift capable of providing vertical transport over a short distance to the intermediary level were then chosen by Niche due to their suitability for the school environment and the building design.

During installation the school was very happy with the discreet way in which the Niche lift engineers went about their work, completing the job quickly and with no disruption whilst classes were ongoing. Martin Peat, of Richardson and Peat, also commented on the prompt delivery and the easy process of working with the company, saying 'Once again there were no issues and we're looking forward to working with Niche again in the future.'

With accessibility taken care of, Hinchley Wood School is now preparing to welcome their first intake of students to the Cullum Centre.





# Niche<sup>TM</sup> Lifts

*If you need advice, want to talk about platform lifts and how to achieve the best solution, we are happy to help.*

*We won't ask for any commitment but, should you like our approach and what we have to say, we would love your business.*

**Call us now to discuss the best solution for you – 020 8295 2852**

Niche Lifts Ltd  
Office 15-16  
12 Farwig Lane  
Bromley  
Kent  
BR1 3RB

Tel 020 8295 2852  
Fax 020 8466 1695

**[www.nichelifts.com](http://www.nichelifts.com)**

© Copyright 2017, Niche Lifts Limited,  
All rights reserved.  
The information contained in this brochure  
was correct at time of production.  
Due our continued development of  
products we reserved the right to change  
specification without prior notice.

