



# ENTERALpump



Medicina  
P1000 enteral  
syringe pump

The new P1000 Enteral Syringe Pump has been carefully designed to maximize patient safety.



# P1000 enteral syringe pump

The P1000 enteral syringe pump has been designed to deliver small volumes of enteral feed, accurately and safely, using enteral syringes.

The Medicina enteral syringe pump offers a more controlled method of enteral nutritional support to neonates and paediatric patients.

The P1000 is a genuine enteral syringe pump. The pump is part of a complete range of equipment which has been

carefully put together to maximize patient safety. The non-IV compatible syringes, feeding tubes and accessories provide a comprehensive feeding system.



designed to deliver nutritional support in small volumes to neonates and paediatric patients



# dedicated safety system eliminating IV risks

An important feature of the pump is that the user must confirm they are using an enteral syringe. This will reduce the chance of accidental misconnections.

An important feature of the pump is that the end user must confirm they are using an enteral syringe, this will help to prevent user error. The pump is also coloured purple to further highlight it is to be used alongside enteral consumables.

Many current enteral syringe pumps can be mistaken for intravenous systems. This poses a serious risk to the patients because intravenous syringes can be accidentally filled with enteral feeds, connected to central lines and can be used at high flow rates.

These misconnections are not possible with the P1000 pump. The P1000 will only operate once the user has confirmed they have inserted an enteral syringe. This offers a unique additional safety feature for enterally fed patients.



Safety features have been put in place to reduce misconnections with the P1000 pump



# Operation of the P1000 enteral pump

## Automatic safety setup

The P1000 pump is easy to set up. Using the set up screen the operator can enter the time, volume or rate to be delivered.

These parameters are interdependent and as long as two are entered, the third is calculated automatically. Before the parameters are set, the pump

allows the operator to prime the syringe and extension set, eliminating air bubbles before infusion commences, therefore guaranteeing an accurate delivery.



## Safe operation

When the pump is in operation all the parameters are locked to ensure that the settings cannot be changed accidentally.

There are comprehensive auditory and visual alarms which ensure the feed is delivered safely and efficiently.

For example, the occlusion alarm will be triggered if pressure exceeds the threshold. Pressure in the extension set is measured by the P1000's built-in

pressure sensor and is compared with the pre-set occlusion alarm threshold. The occlusion pressure is adjustable to low, medium or high, it can therefore meet the requirements of different patients during infusion.

all the parameters are locked to ensure that the settings cannot be changed accidentally



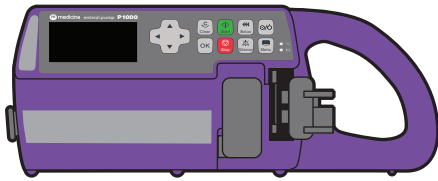
## Easy use summary

- >> Secure pump and power up
- >> Confirm that an enteral syringe has been installed
- >> Prime syringe, install and check connections
- >> Press arrows to set infusion parameters
- >> Confirm correct tube position then start delivery
- >> Pump alarms and stops once the delivery is complete



# Product range

## enteral syringe pump




**P1000** Enteral Syringe Pump (1)

## ENFit syringes



**LPE01LD** 1ml low dose enteral syringe (100)



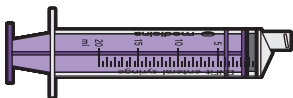
**LPE25LD** 2.5ml low dose enteral syringe (100)



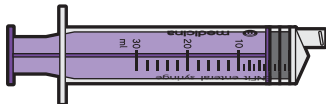
**LPE05** 5ml enteral syringe (100)



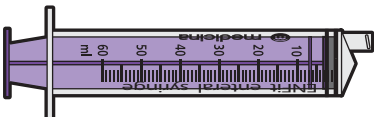
**LPE10** 10ml enteral syringe (100)



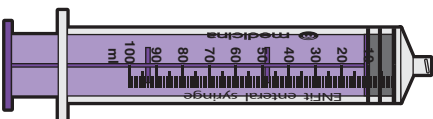
**LPE20** 20ml enteral syringe (80)



**LPE30** 30ml enteral syringe (80)

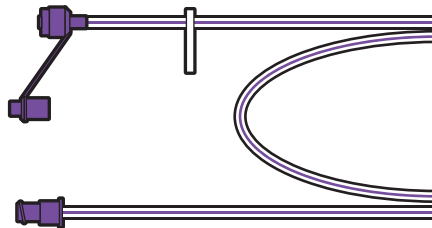


**LPE60** 60ml enteral syringe (60)



**LPE100** 100ml enteral syringe (30)

## ENFit extension sets

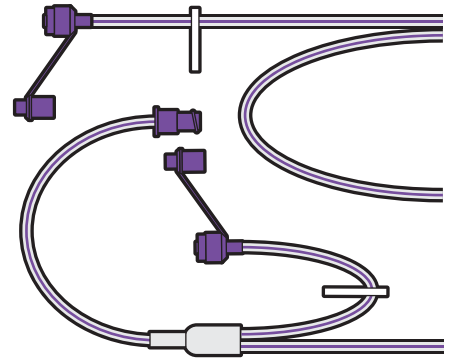


**EP015L** 15cm long short extension set (50)

**EP075L** 75cm long extension set (50)

**EP075LW** 75cm long wide bore extension set (50)

**EP150L** 150cm long extension set (50)



**EP015LYW** 15cm long wide bore Y-site short extension set (50)

**EP075LY** 75cm long Y-site extension set (50)

**EP075LYW** 75cm long wide bore Y-site short extension set (50)

**EP150LY** 150cm long Y-site extension set (50)

## ENFit Bottle adapters



**RC075L** 75mm Rectal Medicine Straw (50)

**RC150L** 150mm Rectal Medicine Straw (50)



**BA01L** Stepped Bottle Adapter (50)

**BA01LB** Bulk pack of Stepped Bottle Adapters (50)



**BA02L** 15-16.5mm Bottle Adapter (50)

**BA02LB** Bulk pack of 15-16.5mm Bottle Adapters (50)



**BA03L** 18-19.5mm Bottle Adapter (50)

**BA03LB** Bulk pack of 18-19.5mm Bottle Adapters (50)



**BA04L** 25.5-27mm Bottle Adapter (50)

**BA04LB** Bulk pack of 25.5-27mm Bottle Adapters (50)



**BA05L** 18.5-20.5mm Bottle Adapter (50) (Oramorph)



**BA06L** 20-21.5mm Bottle Adapter (50)

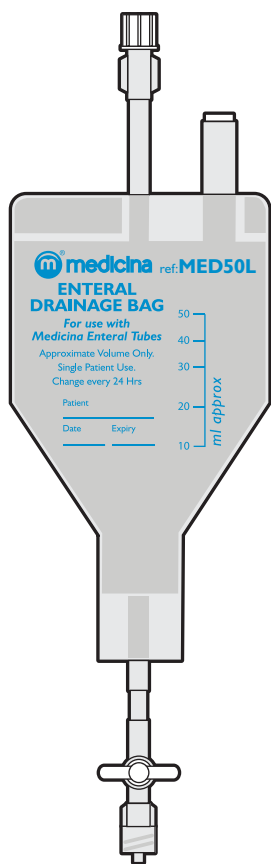


**BA07L** 10.5-11mm Bottle Adapter (50)



**BA08L** 15.5-18mm Bottle Adapter (50)

ENFit Enteral drainage bags



**MED50L** 50ml Enteral Drainage Bag (50)

**MED100L** 100ml Enteral Drainage Bag (50)

**MED250L** 250ml Enteral Drainage Bag (50)

**MED500L** 500ml Enteral Drainage Bag (50)

**MED1000W** 1000ml Enteral Wide Bore Drainage Bag (50)

ENFit syringe accessories



**C005L** Medicine Straw (50)



**C020L** 20cm Milk Straw (50)

**C014L** 14cm Milk Straw (50)

**C010L** 10cm Milk Straw (50)



**MF01L** Filter Straw (50)



**MN01L** Enteral Blunt Fill Needle (100)



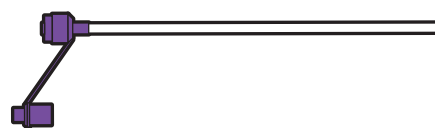
**MN02L** Enteral Blunt Fill Needle with Filter (100)



**M158/1LD** Male Caps (single) (50)

**M158/8LD** Male Caps  
50 packs of 8 (400)

ENFit short-term polyurethane feeding tubes



**LG4/40** 4FR x 40cm (50)

**LG4/50** 4FR x 50cm (50)

**LG4/80** 4FR x 80cm (50)

**LG5/40** 5FR x 40cm (50)

**LG5/50** 5FR x 50cm (50)

**LG5/80** 5FR x 80cm (50)

**LG6/40** 6FR x 40cm (50)

**LG6/50** 6FR x 50cm (50)

**LG6/80** 6FR x 80cm (50)

**LG6/120** 6FR x 120cm (50)

**LG8/40** 8FR x 40cm (50)

**LG8/50** 8FR x 50cm (50)

**LG8/80** 8FR x 80cm (50)

**LG8/120** 8FR x 120cm (50)

**LG10/80** 10FR x 80cm (50)

**LG10/120** 10FR x 120cm (50)

**LG12/80** 12FR x 80cm (50)

**LG14/80** 14FR x 80cm (50)

Weighted

**LG6/50W** 6FR x 50cm (50)

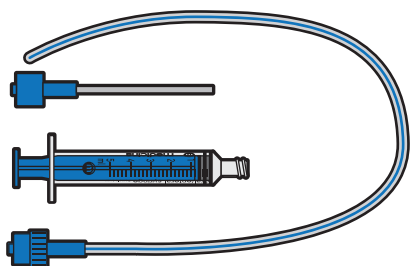
**LG6/80W** 6FR x 80cm (50)

**LG8/80W** 8FR x 80cm (50)

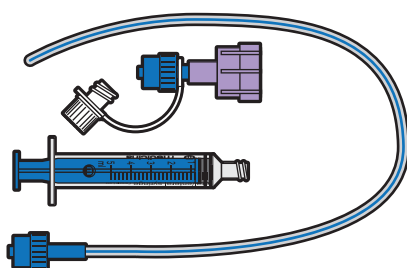
**LG10/80W** 10FR x 80cm (50)

**LG12/80W** 12FR x 80cm (50)

surfactant kits

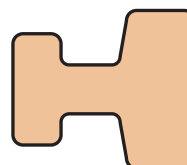


**SF01** Surfactant Kit (25)



**SF02** Needle Free Surfactant Kit (25)

Accessories



**NP01** Adult nose plaster (100)

**NP02** Paediatric nose plaster (100)



**IN01** pH indicator strips (200)

**IN02** pH indicator strips (100)

**P1000** enteral syringe pump

# Medicina P1000 enteral syringe pump

The P1000 enteral syringe pump has been designed to deliver small volumes of enteral feed, accurately and safely, using enteral syringes.



Units 1-4, Rivington View Business Park,  
Station Road, Blackrod, Bolton BL6 5BN, UK  
Telephone: +44(0)1204 695050  
[www.medicina.co.uk](http://www.medicina.co.uk)



[www.facebook.com/MedicinaUK](http://www.facebook.com/MedicinaUK)



[@medicina ltd](https://twitter.com/medicina ltd)

*leaders in enteral delivery*

