



Welcome to the community. Each newsletter has an overarching theme or topic, and within it you will find free downloadable activities, classroom ideas, inspiration and more all relating to that week's theme. This week we're talking about the beach.

## All About The Beach

Whether you're doing summer school, year round school and therapy, or are a parent trying to keep your child busy, learning, and having fun during the summer months, these beach themed activities can get your child in the summer spirit! Whether you use them as is, adjust them, or simply use them as a starting point for inspiration, we hope that these activities can help you bring the beach to your users and enhance their learning and play experiences!

## Free Downloadable Activities

Please enjoy these completely free pre-made Chooselt! Maker 3 activities. Simply go to Chooselt! Maker 3 online or download the free iPad app, redeem the sharecodes below, then get started playing, practicing, and learning!

### Current CM3 Subscribers:

**Ready To Use For All** - Download these codes and use them within your account on any of your devices

**Download And Personalize** - Download these codes to your account, then begin personalizing them. These activities provide a structural framework for you to edit according to the context and needs of your students. Once personalized, generate a new sharecode for the activity, download and use on any of your devices, and even share with others


### Non-CM3 Subscribers:

**Ready To Use For All** - Download the free Chooselt! Maker 3 iPad app. Within the app, redeem these sharecodes to download each activity to use with your students.

**Download And Personalize** - To take full advantage of these activities you will need a subscription. However, you can sign up for a free 2-week trial, which will give you the opportunity to download these sharecodes and personalize the activities for your students, as well as create your own activities.

Happy Chooselt! Making!


### Ready To Use For All



A one page activity that repeats itself. The board shows a variety of items and asks users "what should we take to the beach?" Beach themed correct answer choices include umbrella, ball, bucket and shovel, chair, and sunscreen. Non-beach, incorrect options include coat, snowboots, and scarf. When users select an incorrect answer, nothing happens. When users select a correct answer, they are rewarded and the page refreshes for them to play again and find more beach items!

**Sharecode: KEYJQH**

## Download and Personalize



This activity uses the concept of asking one question over multiple pages. The first page shows a beach scene and asks the user to listen to the sounds. When the user clicks the scene, the reward sound plays noises associated with that scene. The next page asks the student what they heard, giving correct and incorrect answer choices.

Use this framework to create your own activities that ask students to listen to other scenes.

**Sharecode: UKXGHM**

[Click here to download the free iPad app](#)

[Click here to subscribe or start a free 2 week trial](#)

## HelpKidzLearn Beach Activities

The HelpKidzLearn Games and Activities website has an extensive collection of ready made, accessible learning activities. The activities can be accessed using a mouse, touch screen, interactive classroom display, single switch, two switches, and eye gaze. They address a range of skills including attending, sensory exploration, cause and effect, turn taking, language and communication, early literacy, early numeracy, errored and errorless choice making, fact finding, problem solving, timing, tracking, turn taking, 2 player cooperation, creativity, and more.

The amount of activities available can sometimes be difficult to navigate, especially considering new ones are always being added. Here we have highlighted the HKL activities that can best be used to supplement your beach lessons. If you have an HKL subscription, simply login to play. If you do not have an HKL subscription, you can sign up for a free user account at any time; a free user account gives you access to the 10 most popular HKL activities, two from each of the five major learning categories. (Note: Some activities are also available as apps from the app store and can be purchased individually)

[Click here to access the HelpKidzLearn Games and Activities](#)



**Switch Fan**



**Build A Sandcastle**

Skills: early literacy, sequencing, story telling

Watch the girl use her switch to turn on a fan to cool down. Press the switch, click the mouse, or touch the screen to move to the next step in the story. The stories have no words so students can get creative and tell their own! This activity can serve as a great introduction for students to use an iClick to turn on their own fan in real life!

Skills: switch skills - timing and scanning, errorless choice making, creativity

Use one or two switches to build a sandcastle. Choose from different bucket shapes, flags, shells, and doors, and choose where to place them to build a sandcastle.

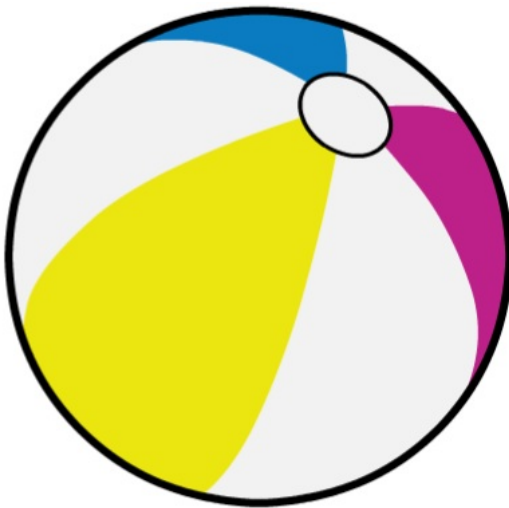
## Low-Tech Solutions

### Sand Sensory Play

-Fill a sensory box with sand and other items to explore, feel, and play. Make it a small table-top box or a full sized sand box.

-Bring the beach to your students! Provide buckets and shovels for them to build their own small sandcastle.

-Fill with miniature beach items and have students identify the items, practicing their vocabulary skills.



### Inflatable Beach Ball

-Practice gross motor skills by throwing the ball back and forth

-Use as a giant ball to play soccer or to knock down "pins" in a game of bowling

-Write or draw fun instructions on the beach ball (ex. moo like a cow) When the student catches the ball, they do that action that their hand lands on. Great for learning reading, animal sounds, or whatever topic you choose.

## Early Environmental Control

Early environmental control devices can be valuable tools, allowing kids to engage with materials and perform tasks that they would otherwise not be able to. A few environmental control devices are available that use switches to control electrical appliances; the [iClick](#) allows you to control appliances with not only switches, but also an iPad. In addition to the typical direct, latched, and timed modes, the iClick also offers two additional cooperative modes and a two-button on/off mode.



Students can have independent temperature control by turning their own fan on and off using switches or an iPad! Connect the iClick to the fan, position the fan towards the student (on a table or even clipped onto their wheelchair), and let the student take control.

## Classmate

Familiar with our award winning educational software? Want to use ALL of it with your kids, but the expense and selection is overwhelming? Enter the Inclusive Classmate - either as a windows 10 [tablet](#) or windows 10 [PC](#) pre-installed with all 50 of our top software titles, giving access to 1000s of accessible, student friendly activities. All of these activities are switch and touch accessible and are progressively arranged for students to develop beginning interactions with technology all the way to independent choice-making.




### Let's Go To The Beach

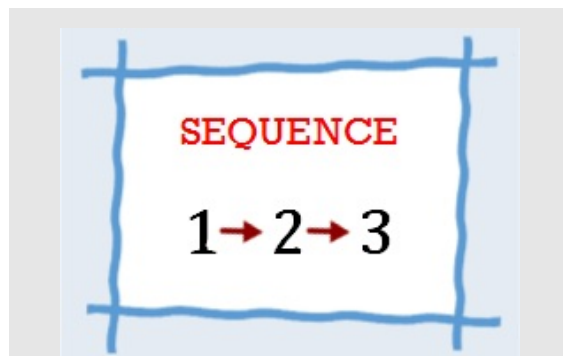
Experience an activity filled day at the beach! Pack the car, travel to the beach, play in the ocean, build a sandcastle, buy sunglasses and hats, make lunch, go to the pier, look through a telescope, explore the tidal pool, clean up, and finally go home. Some activities are errorless to promote creativity and exploration, others are errored to teach concepts. Activities are touch accessible or can be used with one or two switches.

## Communication Corner

Ideas for using different switch communicators in activities about the beach



Press the switch to communicate that it is too hot and request to be cooled off with a




Press the switch to tell each consecutive


fan.

\*tip\* If you have an iClick, connect it to a fan and the SmoothTalker and have students press the switch to turn on the fan and cool themselves off


step in the process of building a sandcastle. Student could simply tell the steps or could lead others in completing the steps to build a sandcastle.



Program in an assortment of either adjectives, nouns, verbs etc. to complete a beach-themed mad libs! Whenever the story needs an adjective/noun/verb (whichever type of speech you programmed in), the student presses the switch to give a word to fill-in-the-blank. Create an entire silly story!



Categorize items as either summer or winter items. Present students with the different items one at a time (articles of clothing, toys, accessories, foods, etc.). The student presses one switch to communicate that the item is a summer item, and the other to communicate that it is a winter item.



Tell a peer a knock knock joke. One student presses the SmoothTalker, the other presses the external switch, taking turns to say their line of the joke. If you need a starting example, try "knock knock" "who's there?" "Phillipa" "Phillipa who?" "Phillipa bucket and help me build a sandcastle!"



Practice beach vocabulary by correctly identifying beach items. Program in a collection of beach vocabulary words, then present those items to the student one at a time in a different order. The student uses their external switch to scan through the vocabulary words at half volume, then presses the SmoothTalker to identify the name of the presented item.

## Save With The SmoothTalker

**Enjoy  
10% Off**

**Use Code:  
SMOOTHALKER10**

Different switch communicators are available to perform each of the above functions individually. The SmoothTalker is a switch communication device that has six different modes - one for each of the above functions.

At only \$165, the SmoothTalker gives you significantly more device for your dollar!



SHOP NOW

## Community Collaboration

When we say we're a community, we mean that. We want to hear from you! Did you do something great in your classroom (or have you heard about another teacher that did) and you want to share your ideas with others? Do you have an idea for a theme or is there something specific you want to get more ideas on? Teaching is a cooperative profession - let's learn from each other! Email your comments or ideas to [info@inclusivetlc.com](mailto:info@inclusivetlc.com) and start sharing!

## Quote of the Week

"Fair isn't everyone getting the same thing, fair is everyone getting what they need in order to be successful"

Inclusive TLC | 704-243-3622 | [info@inclusivetlc.com](mailto:info@inclusivetlc.com) | [www.inclusivetlc.com](http://www.inclusivetlc.com)

STAY CONNECTED

