

# 4Charge

Charging Case  
for In-Ear Headphones & Wearable Devices

## Quick Reference Guide


[www.jabees.com](http://www.jabees.com)

Thanks for purchasing Jabees 4Charge, the Charging Case for in-ear headphones and wearable devices. Please read this Quick Reference Guide carefully before using the product.

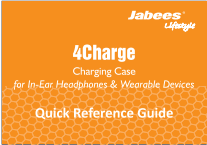
## PACKAGE CONTENTS



1 x 4 Charge

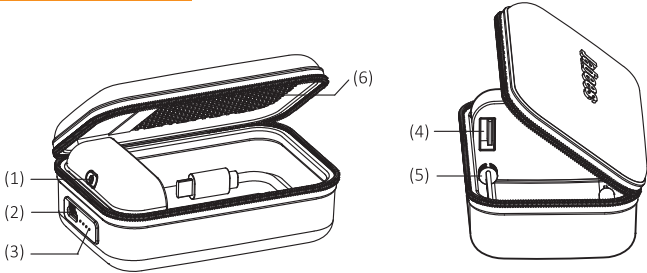


1 x USB Cable for Charging



1 x User manual

## PRODUCT OVERVIEW



- (1) On/Off Button
- (2) USB Input
- (3) Battery LED Indicator Lights
- (4) USB Output
- (5) Fixed Micro USB Charging Cable
- (6) Internal Mesh Pocket

## COMPATIBILITY

4Charge is compatible with most popular wireless in-ear headphones and wearable devices.

## POWER ON & OFF

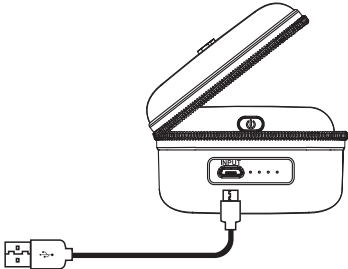
Charging begins automatically when you connect the USB cable to your device.

- Press once the On/Off Button to start charging if it doesn't start charging automatically.
- Double press the On/Off Button to stop charging

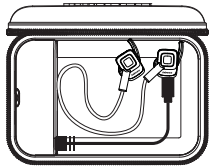
The charging case will be turned off automatically if not in use for 30 seconds.

## HOW TO CHARGE

## Charging the 4Charge

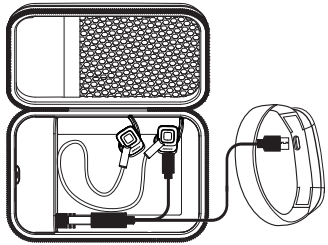


## Charging the In-Ear Headphones & Wearable Devices



## DUAL CHARGING MODE

4Charge supports charging 2 devices at the same time. Plug in the USB charging cable to charge your 2nd device.



**Note:** Fitbit tracker and it's charging cable are not included.

## BATTERY LED INDICATOR LIGHTS

The LED indicator lights show the remaining battery capacity.

- ● ● ● 4 LED on: 100%  
● ● ● ○ 3 LED on: 75%  
● ● ○ ○ 2 LED on: 50%  
● ○ ○ ○ 1 LED on: 25%



## PRODUCT DETAILS

Battery Capacity	1000mAh
Rechargeable Lifetime	Over 400 cycles
Battery Lifetime	Provides up to 7 times of recharging your device of built-in 100mAh capacity.
Input	5V
Output	5V 1A
Dimension	L 106 x W73 x H42mm
Weight	83g

## KIND REMINDERS

1. Keep the charging case dry and away from moisture and corrosive materials.
2. Do not clean the charging case with harsh chemicals, soaps or detergents. Just wipe the case with a soft, water-dampened cloth.
3. Make sure the charging case's USB ports do not become contaminated with lint or other debris. Use a canned-air type of product periodically to ensure that the port openings are clear.
4. Full charge the charging case before the first time use.
5. Recharge the charging case once every 3 months when not in use.

## GUARANTEE

Jabees is a registered trademark of FreeTek International Co, Ltd. Other brands and product names are trademarks of their respective owners. Jabees warrants this product against all defects in material and workmanship for a period of twelve (12) months from the date of original purchase of the product. The conditions of this guarantee and the extent of responsibility of Jabees under this guarantee can be read in the Warranty Card.

4Charge170704\_V1.0