



# BOTEX

## HEAVY DUTY LOADERS, TRAILERS & ATTACHMENTS.

Designed & manufactured in the United Kingdom.

## Power to **Spare**

01556 612233    [botex@jaspwilson.co.uk](mailto:botex@jaspwilson.co.uk)    [www.botex.co.uk](http://www.botex.co.uk)





## Contact Details

European Forest Machinery Ltd.  
& Jas P Wilson  
Industrial Site  
Coast Road  
Dalbeattie  
DG5 4 QU

Tel: 01556 612233  
Fax: 01556 612244  
Email: [botex@jaspwilson.co.uk](mailto:botex@jaspwilson.co.uk)  
[www.botex.co.uk](http://www.botex.co.uk)  
[www.jaspwilson.co.uk](http://www.jaspwilson.co.uk)

6

Loaders

8

Trailers

14

Special Builds, Attachments  
& Controls

17

Part-Exchange & Finance





# Welcome

Welcome to European Forest Machinery. We are UK based manufacturers of Botex heavy duty equipment. Located in South West Scotland, we are the UK's only manufacturers of forest loaders & trailers.

Botex products were originally designed & built in the south of England by Gordon Hoy, who had a factory in Colaton Raleigh, Devon. The business was then passed to T. H. White of Frome, Somerset. Jas P Wilson acquired the business in 1997. The manufacturing company European Forest Machinery was set up in 2000. EFM is a partnership between the three Wilson brothers, Ewan McVey & Stewart Morgan. Since then around 1750 units have been manufactured and sold from their factory at Dalbeattie.

We support the forestry industry with direct supply of the machinery they require, at a price they can afford. We aim to make it as easy as possible to get a new Botex unit through a number of support measures (including Finance & Part Exchange), so those who need our heavy duty equipment can do so easily!







# Our Factory

We proudly manufacture Botex machinery from our fully equipped factory and testing facilities in South West Scotland. As well as continual investment in the latest equipment and infrastructure, we also aim to employ the best local talent, provide continual training and build on our successes for the good of our customers.

We have in-house design engineers and mechanical engineers with decades of experience within the industry; together they understand the needs of their home market like no other. We take pride in the knowledge that our trailers and loaders are the only units designed and built for the UK market, and through this, they can easily handle our often challenging environment.

We encourage feedback from our large customer base, so that our machines have continual improvement, ensuring they are always the best machine to get the job done!



**Botex BIGFOOT trailer in production.**



**Botex designed in-house.**



**Two Valtra tractors being fitted for roof mounted Botex loaders.**



**New paint booths on-site.**



**We have a large testing area on site.**





· BOTEX ·






# Our Loaders



## 360B



## 560B



## 570B

The 360B has been designed for small to medium sized timber. It can be easily detached from a trailer & mounted directly onto a tractor's 3-point-linkage.

This allows space for another machine to be fitted behind the loader and powered by the tractor's PTO. For example, this enables the loader to feed a wood chipper.

### Botex 360B Specification

Maximum Reach: 6.1m  
 Boom Extension: 1.3m  
 Maximum Lift Capacity: 1000kg  
 Lift Capacity at 4m: 600kg  
 Lift Capacity at full reach: 400kg  
 Slewing Angle: 370 °  
 Rotator Type: Continuous 3t.  
 King Post: Short or Long\*  
 Grapple: Botex 0.2 Grapple  
 Weight of Grab & Rotator: 120kg  
 Gross Slewing Torque: 8.2kNm

### Designed to fit:

Tractor 3-point linkage,  
 Botex ECO trailer,  
 Botex VERSATILE trailer,  
 Wood chippers,  
 & specialist machinery.

\*Long King Post only available on 3-Point Linkage model.

The first of our heavy lifting 500 series loaders, the 560B offers great all round performance.

This loader is by far our best seller, with hundreds in use across the UK and worldwide.

If you need power, these heavy duty units have Power to Spare! This 560B unit can lift twice that of the 360B model.

### Botex 560B Specification

Maximum Reach: 6m  
 Boom Extension: 1.3m  
 Maximum Lift Capacity: 2000kg  
 Lift Capacity at 4m: 1120kg  
 Lift Capacity at full reach: 700kg  
 Slewing Angle: 370 °  
 Rotator Type: Continuous 6t.  
 King Post: Short or Long.  
 Grapple: Botex 0.26 Grapple  
 Weight of Grab & Rotator: 180kg  
 Gross Slewing Torque: 14.3kNm

### Designed to fit:

Botex EURO trailer,  
 Botex BIGFOOT trailer,  
 Valtra roof mount,  
 Agricultural trailers,  
 Lime Spreaders,  
 Wood chippers,  
 & Specialist machinery.

The 570B offers the same heavy duty experience as the 560B, with additional reach.

This machine is very popular for contractors and tree surgeons who work with a variety of challenging timber.

The additional reach provides increased flexibility when working, without compromising on power.

### Botex 570B Specification

Maximum Reach: 6.75m  
 Boom Extension: 1.5m  
 Maximum Lift Capacity: 2000kg  
 Lift Capacity at 4m: 1120kg  
 Lift Capacity at full reach: 700kg  
 Slewing Angle: 370 °  
 Rotator Type: Continuous 6t.  
 King Post: Short or Long.  
 Grapple: Botex 0.26 Grapple  
 Weight of Grab & Rotator: 180kg  
 Gross Slewing Torque: 14.3kNm

### Designed to fit:

Botex EURO trailer,  
 Botex BIGFOOT trailer,  
 Valtra roof mount,  
 Agricultural trailers,  
 Lime spreaders,  
 Wood chippers,  
 & Specialist machinery.

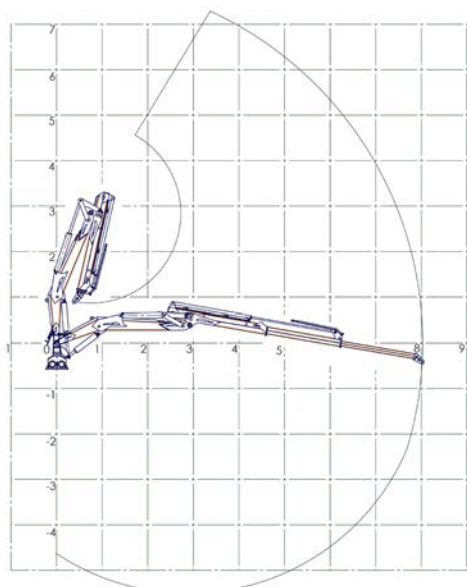




# 580B FORESTER



Our longest reach loader capable of using its double extension to reach up to 8 metres.



Botex 580B Reach Diagram (Metres).

## Botex 580B FORESTER Specification

Maximum Reach: 8m  
 Boom Extension: 3.3m  
 Maximum Lift Capacity: 1750kg  
 Lift Capacity at 4m: 1120kg  
 Lift Capacity at full reach: 395kg  
 Slewing Angle: 370 °  
 Rotator Type: Continuous 6t.  
 King Post: Short or Long.  
 Grapple: Botex 0.26 Grapple  
 Weight of Grab & Rotator: 180kg  
 Gross Slewing Torque: 14.3kNm

Designed to fit:  
 Botex EURO trailer,  
 Botex BIGFOOT trailer,  
 Valtra roof mount,  
 Agricultural trailers,  
 Lime spreaders,  
 wood chippers,  
 & specialist machinery.







# Our Forestry Trailers



## ECO



The ECO trailer is our entry level unit, available in 6-8T capacity. The ECO model has a fixed drawbar, meaning there is no steering system fitted. If you work in easy access sites which do not require tight turning then this option is ideal. This is our lowest priced unit.

### Botex ECO Specification

#### Fixed Drawbar

**Load Capacity: 6,000/8,000kg**

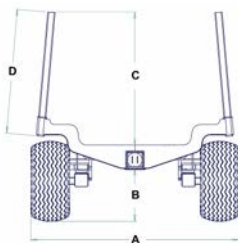
**A: 2.15m, B: 0.57m, C: 1.4m**

**D: 1.6m, E: 5.9m, F: 4.7m, G: 1.1m,**

**H: 0.55m, Bed Length: 3.9m.**

**Chassis Beam: 180x180x8mm**

**Wheels: 400x15.5x14p**



## VERSATILE



The VERSATILE trailer is based on the ECO unit, with the addition of a steering drawbar. It is extremely manoeuvrable, and works well in tight working areas. This trailer is often fitted with our 3 point linkage 360B loader or behind a tractor with a roof mounted crane.

### Botex VERSATILE Specification

#### Steering Drawbar

**Load Capacity: 6,000/8,000kg**

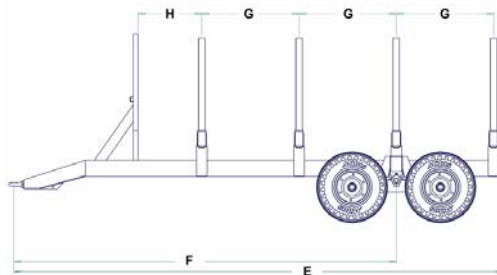
**A: 2.15m, B: 0.57m, C: 1.4m**

**D: 1.6m, E: 5.9m, F: 4.7m, G: 1.1m,**

**H: 0.55m, Bed Length: 3.9m.**

**Chassis Beam: 180x180x8mm**

**Wheels: 400x15.5x14p**



## EURO



The EURO trailer is by far our most popular unit. Typically used alongside our larger 500 series loaders, this trailer is very heavy duty.

It is available in a number of sizes, from 8 to 14 tonne load capacity. This straight pinned trailer is capable of carrying very large timber.

We can fit these units with a range of tyres, however our standard fitting is an excellent hybrid between road & forestry use, ensuring it is up to the task!

### Botex 8-11T EURO Specification

#### Steering Drawbar

**Load Capacity: 8,000/11,000kg**

**A: 2.2m, B: 0.6m, C: 1.5m, D: 1.35m,**

**E: 6.1m\*, F: 4.8m\*, G: 1.2m, H: 0.5m,**

**Bed Length: 4.2m.**

**Chassis Beam: 200x200x10mm**

\* Reduce values 'E' & 'F' each by 0.2m (200mm) on trailers without loaders fitted.

## Manufactured to your requirements

As manufacturers, our products are always designed with our clients' needs considered at every step! If there is something you need or think could assist you, please let our team know.

### All trailers come fitted with the following features as standard:

- \* Heavy Ply Flotation Tyres
- \* Two wheel hydraulic brakes
- \* LED Lights
- \* Galvanised bolster pins
- \* Optional 4 wheel braking
- \* PTO tank & pump on EURO model

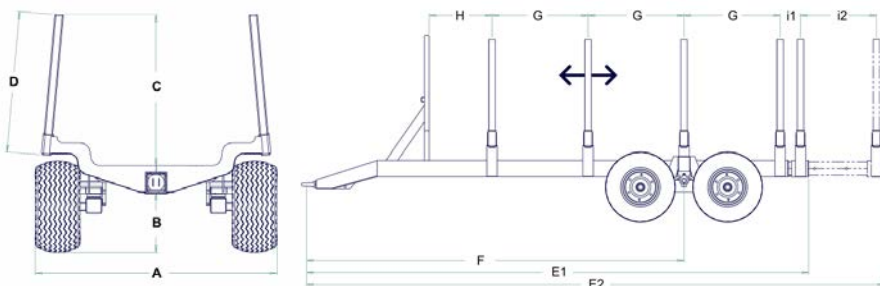




# XL PRO



The XL PRO delivers all that the standard EURO trailer can, with the added benefit of an easy rear extension, adjustable second bolster, 500/50/17 wheels & tyres, 4 wheel braking and fitted with a long 6.75m reach Botex 570B loader. The extending rear bolster section allows the trailer to be equally at home in the forest or on the road, with the ability to carry two bays of 3m timber.



## Botex XL PRO Specification

### Steering Drawbar

Load Capacity: 11,000- 14,000kg

A: 2.4m, B: 0.61m, C: 1.44m, D: 1.35m, E1: 7.1m\* E2: 7.9m\*, F: 5.4m\*, G: 1.43m, H: 0.5m, i1: 0.2m i2: 0.8m, Bed Length: 5m-5.8m.

Chassis Beam: 200x200x10mm.



Quick adjustable extension, with locking pin.

\* Reduce values 'E' & 'F' each by 0.2m (200mm) on trailers without loaders fitted.





# Our highest specification trailer yet...



# BIGFOOT



**The BIGFOOT trailer offers an unparalleled level of performance, with the same heavy duty power our customers have come to expect.**



As standard the BIGFOOT offers the combination of larger rolling circumference 600 x 22.5 wheels and tyres, plus further bogie travel, which easily delivers much greater stability, flotation & safety while reducing drag and strain on components.

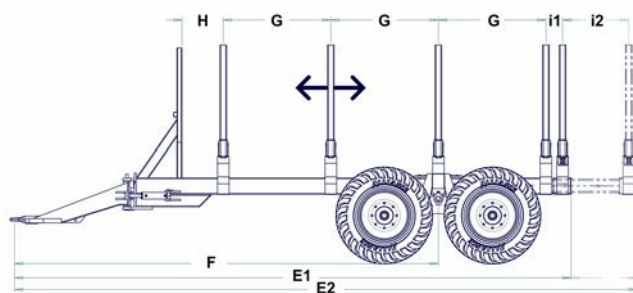
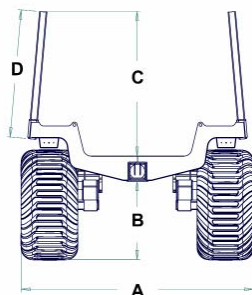
**An excellent alternative to a drive trailer, with 4 wheel braking!**





## Benefits of the BIGFOOT trailer:

- \* 10-14 tonne load capacity
- \* Improved flotation
- \* Improved ground clearance
- \* Reduced drag, allowing for a reduction in the required pulling force.
- \* Improved stability
- \* Increased safe travel speed
- \* Optional air brakes
- \* Extending rear bolster section (2 bays of 3m)
- \* Optional adjustable second bolster



### Botex BIGFOOT Specification

Steering Drawbar, Load Capacity: 10,000-14,000kg

A: 2.5m, B: 0.83m, C: 1.53m, D: 1.35m, E1: 7.1m\* E2: 7.9m\*, F: 5.37m\*, G: 1.43m, H: 0.5m, I1: 0.2m, I2: 0.8m. Bed Length: 5m-5.8m. Chassis Beam: 200x200x10mm

\* Reduce values 'E' & 'F' each by 0.2m (200mm) on trailers without loaders fitted.





Our most versatile trailer ever...  
**TIP, LOAD & DROP!**







# HOOKLIFT

Designed to fit multiple bodies, this powerful unit has endless potential.

This machine has been designed and manufactured after listening to our customers' needs. We often hear the need for a strong trailer, capable of carrying out multiple jobs. This unit has not only met these needs, but helped to create new business opportunities for the owners and operators.

Our hooklift unit can be used in many ways, depending on the body used. It can be used within forestry, plant and agriculture, or change use between these in a matter of seconds. Four wheel hydraulic brakes are standard, however we can also offer **air brakes** and **various tyre options**.



As seen above, the trailer can work behind a roof mounted loader, or if you would prefer an all in one unit, then a removable 360B loader or a fixed 500 series loader can be fitted to the chassis.

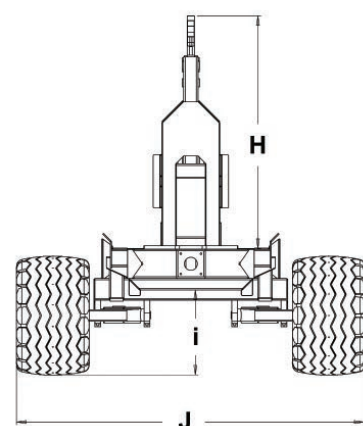
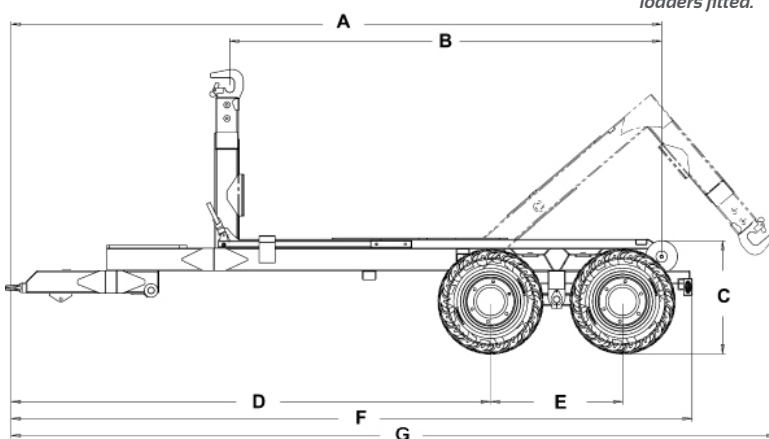
The hooklift trailer can be adapted to suit your exact requirements. In the case below, this large chip trailer was fitted with an optional tool box.



**Botex HOOKLIFT Specification**  
 Gross Capacity: 12,000kg  
 Chassis Weight: 2,000kg  
 Lift Capacity on hook: 8,100kg  
 Load Capacity Including Skip: 10,000kg

A: 5.63m, B: 3.82m, C: 1m, D: 4.11m, E: 1.17m\*, F: 5.9m\*, G: 6.6m, H: 1.6m, i: 0.59m, J: 2.4m, Bed Length: 4.5m.  
 Chassis Beam: 200x200x10mm

\* Reduce values 'E' & 'F' each by 0.2m (200mm) on trailers without loaders fitted.







# Special Builds

As manufacturers, our products are always designed with our clients' needs considered at every step! If there is something you need or think could assist you, please let our team know.



## Built to your requirements

We commonly fit Botex loaders to farm trailers, wood chippers, lime spreaders & log splitters!



We are always happy to discuss fitting our loaders to your specialist machinery.







# Attachments



## Grapple & Rotator

Designed to fit loaders, excavators, telehandlers & tractor front end loaders. Grapples are available in a range of sizes, with up to 1.45m opening and 3 tonne maximum load. Can be fitted to a rotator and quick hitch bracket (sold separately).



## Clamshell Bucket

Designed to fit loaders for use on loose materials, such as gravel, sand & lime. Capacity 500 litres. Clamshell skins are also available as a low cost alternative for use on Botex grapples.



## Log Beak

The heavy duty Botex log beak is designed to fit telehandlers and tractor front-end loaders. It can be quickly attached and removed. Ideal for loading and unloading various sizes of timber.



## Grapple Skidder

The skidder allows the operator to pull out lengths of timber without leaving the seat of the tractor. Options are available, including fixed or extending boom & fitment of a rotator on the grapple.

# Tyre Options



**400/60/15.5**  
Heavy 14 ply  
flotation tyre.

Standard fit on our ECO,  
VERSATILE & EURO  
trailers.



**500/50/17**  
Heavy 18 ply  
flotation tyre.

Standard fit on our  
XL PRO trailers



**500/50/17**  
Flotation Radial tyres.

Standard fit on our  
HOOKLIFT trailers



**600/50/22.5**  
Heavy 14 ply  
flotation tyre.

Standard fit on our  
BIGFOOT trailers.



# Loader Controls



## Standard

### **Parker P70CF Hydraulic Control Valve.**

We have developed this control with Parker over many years, in order to give us an excellent manual control system specifically designed for forestry loaders, and in particular Botex. Simple but very reliable, we fit this as standard to our 560B, 570B & 580B loaders.

Our 360B loaders are fitted with the lightweight, but robust Bucher HDSII valve.



## Electric

### **Parker IQAN Electric Control Valve.**

Parkers state-of-the-art IQAN system is a unique, totally electronic approach that replaces mechanical and electromechanical systems for controlling hydraulics.

It is compatible with our 2 lever joystick control: LM Joystick (mini lever) usually mounted on the tractor armrest, and the larger LC5 Joystick (Excavator style), which can be fitted to the rear console.

With this system the control valve is mounted either on the trailer or on the tractor roof and only a single cable is required to be run to the "in cab" control box. There is no need to handle heavy control valves, or have hydraulic hoses near the operator. This professional system is a step closer to purpose built machines.



## Comfort

### **Finn Rotor FRV-60-2V ON-OFF.**

Similar to the standard hydraulic controls with the exception of the incorporation of all 4 loader functions on only two levers. This is done using electric solenoid valves. The inside levers only operate the stabiliser legs.

Optional on 560B, 570B & 580B loaders.



## Load & Flow Sharing

### **Parker VP120 Load-Sense Control Valve.**

This is a load-sensing control valve with Flow Sharing technology. It offers excellent machine controllability, delivers predictable control during multifunction operations. This is ideal for the professional operator.

Reduced horsepower demand and consumption can offer fuel savings.

The Flow Sharing technology will automatically apportion the available oil flow to the selected functions to maintain their speed equally, improving machine productivity and reduce operator fatigue.



## Radio Remote

### **Scanreco RC400.**

This remote control unit has been customised to work with our Parker control valve. This system gives customers the flexibility to change between tractors quickly and easily. The transmitter has a host of additional features to improve operator experience and this heavy duty unit delivers quality customers can rely on.



# Making upgrades easy...

## Top prices paid for trade-in machinery



If you are looking to upgrade your existing equipment & buy a new or used Botex machine, then we would be happy to consider any machinery as a trade-in or a deposit for finance. We often accept plant and agricultural equipment as well as firewood machinery, tractors and other forestry equipment.

If you are interested in trading in a machine, then please call us & we'll advise you within minutes of how much we will give towards a Botex. We aim to make upgrading as easy as possible.

## Fast, easy & competitive **finance**...

### Solutions tailored to grow your business



There are various ways in which our equipment can be purchased. You may have the money available to do a cash transaction, however if you consider spreading the cost over a period of time this can allow the machine to pay for itself and at the same time leaving you access to your hard earned capital.

We have links to carefully selected external finance organisations who can guide you through the options available to purchase your new machine. Repayments are then usually made over 3, 4 or 5 years through fixed monthly payments.

Finance can be arranged with varying levels of deposit or you can speak to us about part exchange options to cover your deposit & VAT.

- ✓ **Quotes within minutes**
- ✓ **Flexible to your needs**
- ✓ **Very competitive on price**
- ✓ **Best fit finance solutions**



**CALL TODAY FOR A QUOTE IN MINUTES**

**01556 612233**

**info@jaspwilson.co.uk**



# Our sole UK suppliers

# JAS P WILSON

## FOREST MACHINES

Since 1964

We are specialists in the forestry industry, with over 50 years in business. We are UK based, international suppliers of quality forestry and firewood machinery and spare parts.

We offer a wide variety of products and services, providing a one stop forestry shop. Jas P Wilson currently provides some of the UK's best known and trusted forest and firewood machines, manufactured in countries including Austria, Norway, Finland & Denmark.

We pride ourselves on sourcing quality equipment which we know will serve our customers well.

An overview of these products can be seen below.

To provide quality service and after sales support, we are investing continuously in this side of our business.

We ensure that our customers not only get the best machines, but also the best support on the market! If you know anyone who has purchased from us, please ask for their opinion of our service and how they like their machinery.

We are confident that our customers return time and time again due to our ethos to support their needs! We invest heavily in our on-the-road sales and support staff to ensure if you need help, you get help fast!

## The one stop forestry shop!



### Valtra Tractors

We ensure availability of **quality** used tractors at all times to meet our customers' needs.

Tractors are workshop checked, serviced and repaired before being sold with warranty.



### Posch firewood machinery

Our most popular product range, including firewood saws, splitters, kindling machines and firewood processors. These **market leading machines** are used by hundreds of estates, contractors, farmers, arborists & councils across the UK. Austrian build quality.



### Budget trailers & loaders

We offer a range of low impact trailers and loaders which are ideal for sensitive sites. These can be towed behind compact tractors, quads and all terrain vehicles. We also stock competitively priced **Igland** trailers and 3-point linkage loaders.



### Harvadis Conversions

We are UK importers of KETO & SP harvesting heads, and stock a wide variety of other parts to ensure our machines get the job done.

We can supply these fitted to new or used excavator bases, capable of a fast **5 minute change** over back to a standard bucket.





## TP biomass wood chippers

TP offer a full range of chippers, from trailed machines under 750kg, to PTO and crane fed units. TP machines can easily produce **biomass** quality chip to supply the growing wood fuel market. Crane fed units can easily work with a detachable Botex 360B loader. TP are manufactured in Denmark.



## JAK tree shear grapples

Quickly & **easily** thin or clear standing timber. Once cut, the same machine can then lift, stack or feed the timber into other machinery. Many models available to fit excavators from 2.5T to 25T. Made in Finland.



## Used Machinery

We have the UK and Ireland's **largest** stock of used forestry and firewood machinery. Whether you're looking for a small log splitter, or a purpose built forwarder, please call us first to discuss our stock.



## Igland winches

We have supplied Igland winches to our customers for many years, and their **quality** is well known. These strong Norwegian winches are available in either single or double drum options, and range in size from 2T to 9T pulling power.



## Lasco log screw splitters

Breaks timber down **cleanly** by following the grain using an excavator, telehandler or front end loader. Many models available to fit excavators from 1.5-50T. Austrian build quality.



## Used Spare Parts

We also have the UK & Ireland's **largest** stock of quality used and refurbished spare parts for harvesters and forwarders.

**Tel: 01556 612233**

[info@jaspwilson.co.uk](mailto:info@jaspwilson.co.uk)

[www.jaspwilson.co.uk](http://www.jaspwilson.co.uk)





# Only Botex provides...

- 1** A quality UK designed & manufactured machine.
- 2** Ultra fast, next day delivery service on 95% of parts.
- 3** The genuine ability to build to your specifications.
- 4** Robust heavy duty design & manufacture which is built to last.
- 5** Dedicated service personnel on the road, covering the entire UK.
- 6** Technical help from skilled staff with years of experience.
- 7** Top prices paid for your part exchange machines.
- 8** Finance quotes in minutes on all new & used machines.
- 9** Very high resale value on all Botex units.
- 10** **Power to spare!**



## 01556 612233

[botex@jaspwilson.co.uk](mailto:botex@jaspwilson.co.uk)

[www.botex.co.uk](http://www.botex.co.uk)