



BIKE, MOTORCYCLE &  
GARDEN STORAGE

**Asgard**   
*storage for life*



bike sheds,  
motorbike garages,  
garden sheds,  
worksheds &  
toolsheds













## about asgard

---

Asgard® Secure Steel Storage is a division of Flexiform Business Furniture Limited, a leading supplier of steel storage systems for over 40 years. Asgard® can draw on a wealth of metal fabrication experience with a long history of engineering and manufacturing excellence.

As a business Asgard® are ISO 14001 (environmentally approved) and 9001 (quality assured) accredited as well as UKAS accredited and 18001 registered. With an unrivaled reputation for quality and innovation you can be sure of our long term commitment to supplying quality products. Our extensive range of metal storage has been reviewed and tested by leading independent industry publications – many of our storage units are Police approved, Insurance approved and UK Locksmith approved. Our gas bottle storage is the only Calor gas approved system available. Asgard's® reputation is built on quality UK manufacturing – all of our products are designed and manufactured in Yorkshire, and are made from heavy, galvanised (weatherproof) steel, featuring integral metal floors\*, vented roofs and high quality locking systems.

## customer services

---

Help and advice is always at hand. Asgard® have a team of Yorkshire-based customer service operators available with help and advice for all of our products and services. We also operate an online Live Chat service for instant online advise.

We offer a free nationwide delivery service\*\*, using our own installation teams for your convenience. All of our products are delivered by our own employees, on our own vehicles across the UK. Each of our sheds have been designed to be self-assembled with a minimum amount of tools, however a convenient installation service is available through our own fully trained installation teams. Installation can be carried out as part of the delivery service.

### Customer Services Opening Hours

**Call: 08456 580 730**

Monday–Thursday: 8.30am–4.30pm

Friday: 8.30am–3.30pm, Weekend: Closed

Live Chat Opening Hours Monday–Friday: 10am–3pm

Email us: [sales@asgardsss.co.uk](mailto:sales@asgardsss.co.uk)



\* Depending upon model

\*\* Exclusions apply, remote areas may incur a charge



# asgard features

## WHY METAL AND NOT WOOD?

One of the most common questions Asgard® get asked is “why should I buy metal when it will just rust? Why should I not buy a cheaper, wooden shed?” All Asgard® sheds are made from thick, galvanised (weatherproof) steel and coated in a polyester powder coat paint. This combination of processes makes the steel not only weatherproof but exceptionally tough and durable. Asgard® use only zinc coated (rust resistant) screws for assembling our sheds, for a better quality fixing and long life.

## WEIGHT

Good quality metal sheds are heavy. Asgard® sheds are made from thick steel and include an integral metal base\*\*, so an Asgard® shed is **very** heavy! With weight comes quality and security, our sheds can weigh over 60 stone\*\* so you can be sure of strength and security. You can choose to fix your unit to the floor using our (included) ground fixing kits, giving you the maximum security for your tools and equipment. On average our units are 5 times heavier than the equivalent sized product from other companies.

## SECURITY

Our metal shed has a metal roof and metal doors. A wooden shed is weak in comparison and can be simply “kicked” in. An Asgard® unit has integral stiffeners, internal shoot bolts\*\*, double-folded joints, hidden fixings, integral all-metal floors, pick-resistant locks and ground anchor points. Add to this our internal roof clips\*\* and you really have the maximum security possible. Many Asgard® units have been approved by the UK Locksmiths Association or are LPCB rated to level 1 and Police approved (Secured by Design).

## MAINTENANCE

Other than a periodic wipe down and lightly oiling the hinges, Asgard® units are virtually maintenance free. Unlike wooden sheds, no annual felting of the roof, repainting, rotten panels, leaks or doors blown off in the wind.

## WARRANTY

All Asgard® storage are covered by a 10 year anti-perforation warranty\*, giving you the confidence that your Asgard® unit will provide you with many years of secure storage. Please note handles are not covered in the warranty as they are designed to shear off in an attempted break in.



## KEY FEATURES

- 01. Galvanised Steel** - made from tough, galvanised steel making all of our sheds secure and weatherproof.
- 02. Low Maintenance** - Asgard® all metal sheds require very little maintenance, giving years of trouble free storage.
- 03. 10 Year Warranty\*** - supplied as standard.
- 04. No Exposed Screws** - no exposed external fixings or sharp edges making Asgard® sheds both secure and safe.
- 05. Easy Assembly** - simple step-by-step instructions for easy home assembly (an installation service is also available).
- 06. Pick-and-Drill Resistant Locks\*\*** - fitted to most Asgard® storage units to provide the best possible security.
- 07. Unique Shed Ventilation** - a unique shed ventilation system helps maintain air flow inside even when the unit is locked, so minimises the build up of condensation inside the unit.
- 08. Accessories** - pre-drilled for a range of storage accessory packs including shelving, hooks, wooden subfloors and more.
- 09. Integral Metal Floor** - adds strength and stability to the units providing even more security.
- 10. Approved Storage** - Asgard® storage is UK Locksmith approved, Insurance approved, Police approved, and industry approved!\*
- 11. Made in the UK** - designed and made right here in the UK.

\*Excludes hinges (2 year warranty) and locks (12 months)

\*\*Models may vary



**Eleven.**

MADE IN THE UK

**Eight.**

ACCESSORIES

**Seven.**

UNIQUE SHED VENTILATION

**Three.**

10 YEAR WARRANTY

**Two.**

LOW MAINTENANCE

**Four.**

NO EXPOSED SCREWS

**Five.**

EASY ASSEMBLY

**Six.**

Pick-and-drill  
RESISTANT LOCKS

**One.**

GALVANISED STEEL

**Nine.**

INTEGRAL METAL  
FLOOR

**Ten.**

APPROVED STORAGE







Alistair Brownlee MBE  
Team GB Triathlete

8 Gladiator Range





## tried and tested

Asgard® sheds are industry leaders, our sheds have been truly tried and tested by the public, professional athletes (including GB team cyclists Helen Scott, Ellinor Barker, Victoria Barnes (née Williamson), Ellie Dickinson, Laura and Jason Kenny!), cycling fanatics, industry magazines as well as leading national newspapers and TV series’.



HELEN SCOTT MBE  
Annexe Bike Shed




ELINOR BARKER MBE  
Centurion Bike Shed

All of our reviews are available on online ([www.asgardsss.co.uk](http://www.asgardsss.co.uk)) on each product page, and a cover from purchase through to delivery and installation services. See the back of the brochure for full magazine reviews.





A photograph of a forest path. In the foreground, there is a large, textured pile of brown mulch or wood chips. The path leads into a dense forest of trees with green foliage. The text is overlaid on the image in a white, sans-serif font.

helmet, bike  
pump, tyres,  
maintenance  
gear - all in my  
bike shed







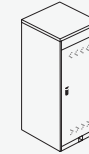
# our bike sheds






Number of bikes stored is based on average bike size, please check your bike(s) will fit before purchasing a unit.

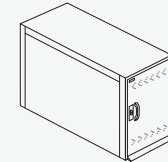
TWIN BIKE SHELTER

## bike lockers






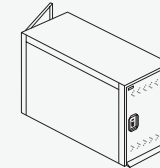
### VERTICAL BIKE LOCKER

-  2ft x 3ft
-  Single Door
-  3-point locking system






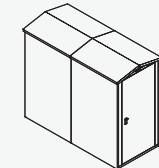
### TWIN BIKE SHELTER

-  3ft x 6ft
-  Single door
-  3-point locking system






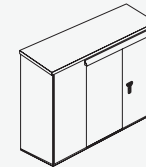
### DOUBLE-ENDED SHELTER

-  3ft x 6ft
-  Double Door
-  3-point locking system






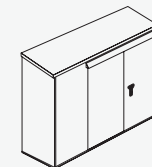
### SENTRY

-  3ft x 7ft
-  Single Door
-  3-point locking system






### ANNEXE

-  6ft x 3ft
-  Double Door
-  5-point locking system

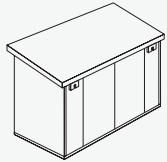


### ADDITION




-  6ft x 3ft
-  Double Door
-  3-point locking system

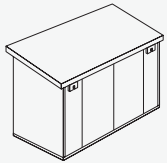


## bike lockers






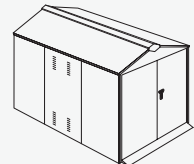
### ACCESS PLUS

-  8ft x 4ft
-  Lid & Double door
-  3-point locking system






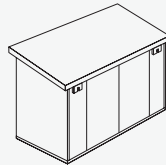
### ACCESS E PLUS

-  8ft x 4ft
-  Lid & Double door
-  3-point locking system






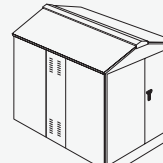
### 7 BIKE STORAGE

-  5ft x 11ft
-  Double door
-  5-point locking system






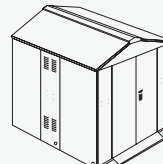
### ACCESS

-  7ft x 4ft
-  Lid & Double door
-  3-point locking system






### 6 BIKE STORAGE

-  5ft x 9ft
-  Double door
-  5-point locking system



### GLADIATOR CYCLE STORE

-  7ft x 9ft
-  Double door
-  5-point locking system





vertical bike locker - 2ft x 3ft - 1 bike

"At 132kg, you might need a crane to move it – the price includes delivery, and it's pre-built."  
- Steve M





# vertical bike locker.

The vertical bike locker stores your bike in the smallest of places, by storing the bike on the back wheel you use less floor space freeing up valuable garage or garden space. The entire locker bolts to the ground for increased security, and with the integral ventilation system condensation is kept to a minimum. Inside this thick weatherproof steel unit is an easy access guide ramp and a

wheel retaining clamp. Simply open the heavy-duty door and push the bike into the wide guide rail. Your front wheel lifts over the wheel retaining hook and then drops into position clamping the bike wheel into place. It's that simple, your bike is now safely stored! For convenience, store your helmets and gear on the internal hooks, keeping all your riding gear safe and dry.

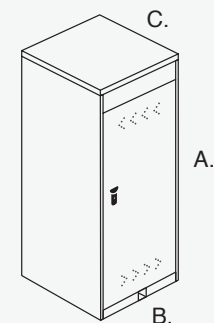


working for cycling

## BIKEBIZ

"quality is superior to anything else."

- Jimbo



## key features

### BIKE LOCKER SECURITY

- 3-point locking system with pick-and-drill resistant lock
- Reinforced handle surround
- Multiple units bolt together
- Supplied with fixings to be bolted to the ground

### BIKE LOCKER DESIGN

- Supplied with 2 kit hooks
- Integral wheel guide and loop
- Integral floor with space for cycling accessories

### ASGARD® FEATURES

- Weatherproof construction made from strong, thick, galvanised steel
- Supplied with a 10 year warranty as standard
- Maintenance free with no repainting or rotting
- Internal fixings with no externally exposed fixtures, safe and secure
- Accessory packs available
- Green, brown or ivory finish

## dimensions

### UNIT DIMENSIONS

- A. Height: 1990mm (6ft 5")
- B. Width: 800mm (2ft 6")
- C. Depth: 1100mm (3ft 6")
- Weight: 132Kg (20.7 stone)

### BASE DIMENSIONS

880mm x 1200mm

### DOOR APERTURE

700mm x 1680mm

### DOOR CLEARANCE 740mm



twin bike shelter - 3ft x 6ft - 2 bikes\*

"Put £6000 of bikes in this for a whole year in my front garden. No-one even tried to break in. It looks bomb proof, zero rust, lock is a beast"

- Carlos





# twin bike shelter.

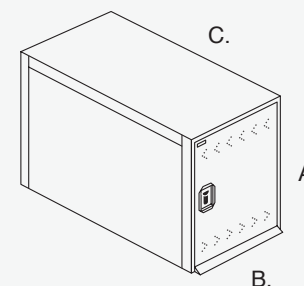
The 'Twin' bike storage unit is the perfect way of storing two bikes securely in a discreet manner. Designed as a space saving storage unit, the twin bike store is ideal for areas where space is restricted but bike security is still important. The twin bike shelter is accessed from the end so the width of the unit is kept to a minimum - ideal for use down the side of a house or flat. The twin bike shelter is suitable for adult or children's bikes and includes

2 kit hooks for storing your bags and helmet with your bike. The unit is made from tough galvanised (weatherproof) steel featuring a tough 3-point pick-and-drill resistant locking system. This shelter has been designed to be bolted to a concrete base, preventing any attempt to lift or carry the (15 stone) locker away. A stylish vented front allows air to flow inside and keeps condensation to a minimum.



*"It's well manufactured, safe and strong, even with two bikes inside there's enough room for some power tools"*

- Dave



## key features

### TWIN SHELTER SECURITY

- 3-point locking system with pick-and-drill resistant locks
- Supplied with fixings to be bolted to the ground
- Reinforced handle surround

### TWIN SHELTER DESIGN

- Open interior space, no restriction on how to store your two bikes
- Large single door access
- Includes 2 bike hooks for helmets and bags
- Small and compact design

### ASGARD® FEATURES

- Weatherproof construction made from strong, thick, galvanised steel
- Supplied with a 10 year warranty as standard
- Maintenance free with no repainting or rotting
- Internal fixings with no externally exposed fixtures, safe and secure
- Easy self assembly with instructions provided
- Installation service available
- Green, brown or ivory finish
- Accessory packs available

## dimensions

### UNIT DIMENSIONS

- A. Height: 1205mm (3ft 11")
- B. Width: 900mm (2ft 11")
- C. Depth: 1900mm (6ft 3")
- Weight: 99Kg (15.8 stone)

### BASE DIMENSIONS

1000mm x 2000mm

### DOOR APERTURE

1115mm x 800mm

**DOOR CLEARANCE** 850mm

Please note this unit has no base



double ended bike shelter - 3ft x 6ft

"We are very happy  
with the bike shed"

-John





# double-ended shelter.

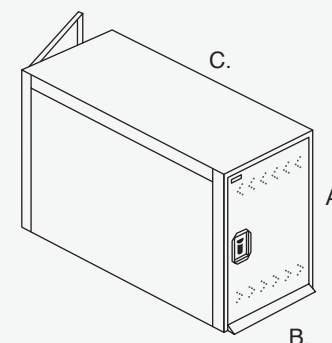
Our Double-Ended bike storage unit is the perfect way of storing two bikes separately in a discreet and secure manner within the same unit. Designed as a space saving storage unit, the Double-Ended shelter is ideal for areas where space is restricted but bike security is important. Unlike other bike stores, this bike shelter is accessed from both ends so the size of the unit is kept

to a minimum and is ideal for use down the side of a house or flat. The two independently locking doors (3-point, pick-resistant locks on each door), a tough steel internal division, and internal locking points ensures that two bikes can be secured totally independently of each other inside the same unit. Perfect for communal areas or shared accommodation.



“Ideal in the shared space of a subdivided house or block of flats, bridges the gap between the cut price domestic sheds and the more expensive commercial designs”

- A to B Magazine



## key features

### D. E. SHELTER SECURITY

- 3-point locking system with pick-and-drill resistant lock
- Each locker door locks independently
- Reinforced handle surround
- Additional internal cycling locking points for security
- Supplied with fixings to be bolted to the ground

### D. E. SHELTER DESIGN

- Fits 2 bikes independently
- Multiple units bolt together
- Large doors for easy use
- Includes cycle hooks
- Right hand door opening

### ASGARD® FEATURES

- Weatherproof construction made from strong, thick, galvanised steel
- Supplied with a 10 year warranty as standard
- Maintenance free with no repainting or rotting
- Internal fixings with no externally exposed fixtures, safe and secure
- Easy self assembly with instructions provided
- Installation service available
- Green, brown or ivory finish
- Accessory packs available

## dimensions

### UNIT DIMENSIONS

- A. Height: 1205mm (3ft 11")
- B. Width: 900mm (2ft 11")
- C. Depth: 2000mm (6ft 7")
- Weight: 152Kg (24 stone)

### BASE DIMENSIONS

1000mm x 2200mm

### DOOR APERTURE

1115mm x 800mm

### DOOR CLEARANCE

850mm (each side)

Please note this unit has no base



sentry - 3 x 7ft





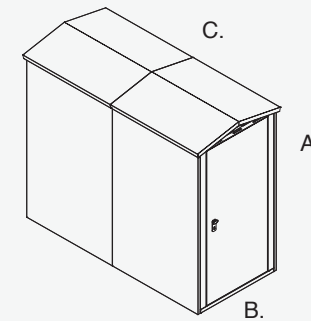
# sentry bike shed.

If you have limited space available outside your house or flat, the 3ft x 7ft\* Sentry Bike shed could be the shed for you! This ultra slim bike store will fit 2 bikes and all of your riding gear, in a safe and secure manner. At an impressive 140kg in weight, the Sentry Bike Shed features a tough 3-point locking system, with a pick-and-drill resistant locking system, integral metal floor, and internal steel deadbolts for maximum bike security.



The Sentry is a fully weatherproof (rust resistant, galvanised metal) bike storage shed, with a dual ventilation system for increased air flow inside the unit, keeping the contents of your bike shed dry by minimising condensation. This all metal, weather resistant bike shed has been designed to keep your bikes safe, secure and dry, no matter what the weather.

*\*approx. dimensions*



## key features

### SENTRY SECURITY

- Tough 3-point locking system
- Pick-and-drill resistant lock
- Integral full metal base with free fixings for securing the unit to the ground

### SENTRY DESIGN

- Compact design suitable for small spaces
- Integral shed ventilation keeping equipment dry
- Green, grey or ivory finish
- Single door
- Space for optional bike rack

### ASGARD® FEATURES

- Weatherproof construction made from strong, thick, galvanised steel
- Supplied with a 10 year warranty\*
- Maintenance free with no repainting or rotting
- Internal fixings with no externally exposed fixtures, safe and secure
- Easy self assembly with instructions provided
- Installation service available
- Accessory packs available

## dimensions

### UNIT DIMENSIONS

- A. Height: 1930mm (6ft 4")
- B. Width: 1056mm (3ft 6")
- C. Depth: 2228mm (7ft 4")
- Weight: 145Kg (22.8 stone)

### BASE DIMENSIONS

1200mm x 2400mm

### DOOR APERTURE

1700mm x 740mm

### DOOR CLEARANCE

790mm



# addition.

The Addition bike store is a heavy-duty, all-metal bike shed providing secure outdoor storage of up to 3\* adult cycles and all of your cycling equipment. Built from tough galvanised steel, this storage unit offers excellent bike security and is an ideal secure store for all of your high value mountain bikes and road bikes. To keep your bikes safe and dry, the Addition bike store features a

pick-and-drill resistant, 3-point locking system, an integral full metal floor and a vented roof. Packed with innovative features the Addition bike store has an integral rain guard to keep the strongest wind and rain out, along with large double door access for easy loading and unloading of your valuable bikes.



road.cc  
pedal powered

bikeradar

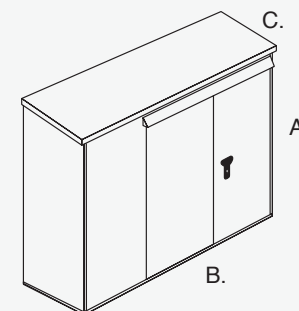
WHAT  
MOUNTAIN  
BIKE

CYCLING  
PLUS

Cycling  
WORLD

"Superb item, structurally sound and secure, really functional and looks great - is a pleasure to use. Top tip; get the full length shelf, its brilliant."

- Mr YT



## key features

### ADDITION SECURITY

- 3-point locking system with pick-and-drill resistant lock
- Integral full metal base with fixings for securing the unit to the ground

### ADDITION DESIGN

- Wide double door access
- Door handing can be changed by the user
- Integral weather guard and shed ventilation keeps equipment dry
- Green, brown or ivory finish

### ASGARD® FEATURES

- Weatherproof construction made from strong, thick, galvanised steel
- Supplied with a 10 year warranty as standard
- Maintenance free with no repainting or rotting
- Internal fixings with no externally exposed fixtures, safe and secure
- Easy self assembly with instructions provided
- Installation service available
- Accessory packs available

## dimensions

### UNIT DIMENSIONS

- A. Height: 1444mm (4ft 7")
- B. Width: 1832mm (6ft)
- C. Depth: 924mm (3ft)
- Weight: 103Kg (16.2 stone)

### BASE DIMENSIONS

1990mm x 1100mm

### DOOR APERTURE

1180mm x 1140mm

**DOOR CLEARANCE** 650mm

See back of  
brochure for  
reviews



"This shed was worth every penny, very good to assemble nice and strong if i had to buy one again this is the one for me."

- Marty

addition - 6ft x 3ft - 3 bikes\*



annexe - 6ft x 3ft - 3 bikes\*

"It is secure,  
well-constructed  
and does what it is  
meant to do - well  
worth the cost!"

-Peter

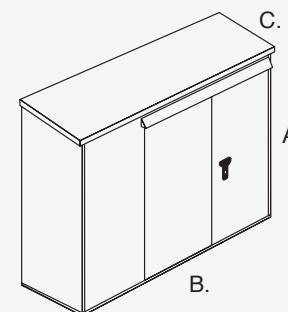




# annexe.

The Annexe high-security bike store is a Police approved, Loss Prevention Certification Board, and UK Locksmith approved secure unit suitable for high-risk areas or areas where your unit may be isolated. Maintaining the looks of the Addition bike store, the Annexe is even tougher with additional stiffeners, extra bolts, a 5-point locking system, a pick-and-drill resistant lock, rear lock

shroud and ground fixing bolts! This is the ultimate bike shed. The high security bike locker is made from tough weatherproof steel with a vented roof to reduce condensation and an additional rainguard to keep your bikes safe and dry. The large double door access can be handed by the user to suit a specific location.



See back of brochure for reviews

## key features

### ANNEXE SECURITY

- Police approved (Secured by Design accreditation)
- Level 1 LCPB approved
- Locksmith approved
- 5-point locking system with pick-and-drill resistant lock
- Integral full metal base with fixings for securing the unit to the ground
- Reinforced hinges, doors and panels

### ANNEXE DESIGN

- User door handing option
- Integral weather guard and shed ventilation to reduce condensation

### ASGARD® FEATURES

- Weatherproof construction made from strong, thick, galvanised steel
- Supplied with a 10 year warranty as standard
- Maintenance free with no repainting or rotting
- Internal fixings with no externally exposed fixtures, safe and secure
- Easy self assembly with instructions provided
- Installation service available
- Accessory packs available
- Green, brown or ivory finish



Secured by Design



Police Preferred Specification



“Everything about this product was great and easy; asking questions via the website was easy and informative, booking the date for installation was done well, the product looks good and is secure. Good product and customer service.”

- NikNak

## dimensions

### UNIT DIMENSIONS

- A. Height: 1444mm (4ft 7")
- B. Width: 1832mm (6ft)
- C. Depth: 924mm (3ft)
- Weight: 138Kg (21.7 stone)

### BASE DIMENSIONS

1990mm x 1100mm

### DOOR APERTURE

1180mm x 1140mm

### DOOR CLEARANCE 650mm

The Telegraph

road.cc  
pedal powered



“Have had this shed for over 5 years now and it was an excellent purchase.”

- Cookie

access - 7ft x 3ft - 4 bikes\*

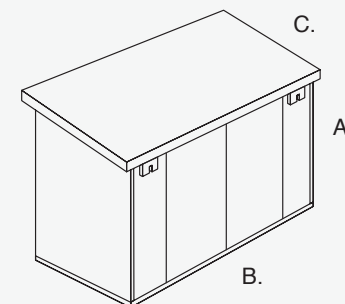




# access.

A tough weatherproof all-metal storage unit designed to give you the easiest possible access to your bikes and riding equipment. The Access holds up to 4 bikes\* which is accessible via two large reinforced doors and a gas-lift reinforced lid. This shed also features a full metal floor (can be bolted to the ground), a 3-point

locking system, and a hidden ventilation system which allows air flow inside to keep condensation to a minimum. The Access bike store was given 9/10 by Cycling Plus and given the "Editors Choice award" Countless other magazines regard this as "the best bike store on the market".



See back of brochure for a review

## key features

### ACCESS SECURITY

- Tough 3-point locking system
- Shrouded twin locking
- Designed for own padlocks (recommend level 8 disc lock)
- Integral full metal base with fixings for securing the unit to the ground

### ACCESS DESIGN

- Double door access and gas lift up lid for easy access
- Unique ventilation system to reduce condensation
- Green, brown or ivory finish

### ASGARD® FEATURES

- Weatherproof construction made from strong, thick, galvanised steel
- Supplied with a 10 year warranty as standard
- Maintenance free with no repainting or rotting
- Internal fixings with no externally exposed fixtures, safe and secure
- Easy self assembly with instructions provided
- Installation service available
- Accessory packs available

## dimensions

### UNIT DIMENSIONS

- A. Height: 1140mm (3ft 8")
- Lid open: 1960mm (6ft 5")
- B. Width: 2060mm (6ft 8")
- C. Depth: 1043mm (3ft 4")
- Weight: 114Kg (18 stone)

### BASE DIMENSIONS

2200mm x 1150mm

### DOOR APERTURE

1350mm

### DOOR CLEARANCE

780mm

This unit requires 100mm at the rear for the lid to open.



**CYCLING** PLUS

**DESCENTWORLD**



**theguardian**

"Short of using explosives I can't see anyway that someone is getting to my bikes".

- The Ride Journal

"Best bike store on the market" - Editors Choice Award

- Cycling Plus



access plus - 8ft x 3ft - 4 x 29" bikes\*

"Excellent  
attack-proof  
design"  
- Radar

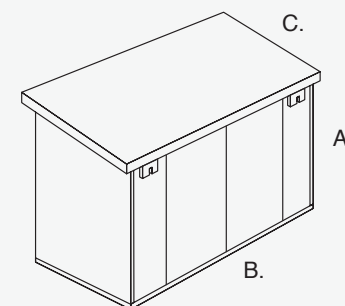




# access plus.

29 inch bikes are becoming a common place amongst cyclists, however with a large wheel base storage can be an issue. The Access Plus allows you to store larger bikes (29ers) with all your riding equipment and have room to spare! The Access Plus is a tough all-metal storage unit designed to give you the easiest possible access to your bikes and riding equipment via two large reinforced doors and a gas-lift reinforced lid.

Manufactured from heavy gauge galvanised steel, the Access Plus offers both security and reliability. This weatherproof shed is designed to hold up to 4x 29" bikes\* and features a full metal floor (can be bolted to the ground), a 3-point locking system (shrouded padlock system with internal steel deadbolts on the doors), and a hidden ventilation system allows air flow inside, designed to keep condensation to a minimum.



## key features

### ACCESS PLUS SECURITY

- Tough 3-point locking system
- Shrouded twin lock
- Integral full metal base with fixings for securing the unit to the ground
- Designed for own padlocks (recommend level 8 disc lock)

### ACCESS PLUS DESIGN

- Double door access and gas lift up lid for easy access
- Unique ventilation system to reduce condensation
- Green, brown or ivory finish
- Suitable for 29" bikes

### ASGARD® FEATURES

- Weatherproof construction made from strong, thick, galvanised steel
- Supplied with a 10 year warranty as standard
- Maintenance free with no repainting or rotting
- Internal fixings with no externally exposed fixtures, safe and secure
- Easy self assembly with instructions provided
- Installation service available
- Accessory packs available

## dimensions

### UNIT DIMENSIONS

- A. Height: 1140mm (3ft 8")
- Lid open: 1960mm (6ft 5")
- B. Width: 2306mm (7ft 7")
- C. Depth: 1043mm (3ft 4")
- Weight: 122Kg (19.2 stone)

### BASE DIMENSIONS

2450mm x 1150mm

### DOOR APERTURE

1600mm

### DOOR CLEARANCE

870mm

*This unit requires 100mm at the rear for the lid to open.*



"We wouldn't hesitate in recommending for keeping your pride and joy inside"

- Decent World



access plus - 8ft x 3ft - 4 x 29" bikes\*





# access e plus.

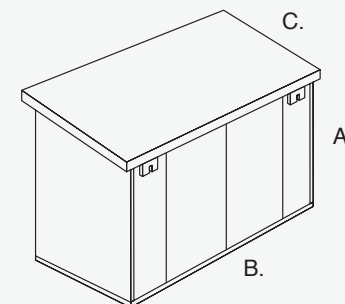
The Access E Plus is a large all metal storage shed designed to protect and recharge your electric bike. Made from weatherproof steel, weighing over 19 stone, and coming with a whole host of security features to protect your high value electric bike; this storage unit will ensure your peace of mind when storing your electric hybrid bike outside of the home. The Access E comes with 2 mounting plates for electric sockets (not provided) to

recharge your bike whilst being securely locked up. Cable access holes with rubber grommets are located at the base of the unit, allowing you to charge your bikes with the shed firmly locked and secure. The Access E Plus contains all the same high-quality security features as it's sister products Access Plus and Access which won it "Editors Choice award" by Cycling Plus magazine.



"This is amazing - I got the prototype and its a great way to store my 2 "E" bikes."

- Toby



## key features

### ACCESS E PLUS SECURITY

- Tough 3-point locking system
- Shrouded twin lock
- Integral full metal base with fixings for securing the unit to the ground
- Designed for own padlocks (recommend level 8 disc lock)

### ACCESS PLUS DESIGN

- Double door access and gas lift up lid for easy access
- Unique ventilation system to reduce condensation
- Suitable for electric bikes
- Electric mounting plate\* for adding power to your unit

### ASGARD® FEATURES

- Weatherproof construction made from strong, thick, galvanised steel
- Supplied with a 10 year warranty as standard
- Maintenance free with no repainting or rotting
- Internal fixings with no externally exposed fixtures, safe and secure
- Easy self assembly with instructions provided
- Installation service available
- Accessory packs available
- Green, brown or ivory finish

## dimensions

### UNIT DIMENSIONS

A. Height: 1140mm (3ft 8")  
Lid open: 1960mm (6ft 5")  
B. Width: 2306mm (7ft 7")  
C. Depth: 1043mm (3ft 4")  
Weight: 122Kg (19.2 stone)

### BASE DIMENSIONS

2450mm x 1150mm

### DOOR APERTURE

1600mm

### DOOR CLEARANCE

870mm

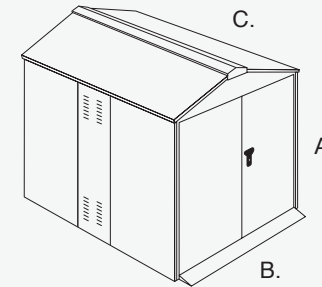
*This unit requires 100mm at the rear for the lid to open.  
\*Electrics not included, requires qualified electrician*



# cycle store

Our Police approved (Secured by Design) extra-large cycle shed is a supremely tough secure bike shed for your most valuable bikes and cycling equipment. This bike storage and maintenance shed is built from heavy-duty galvanised steel panels, integral metal floor, and excellent double door access making the Asgard® 6 bike\* store perfect for keeping all of your bikes and riding gear together. A ventilated roof design keeps condensation to a

minimum, ensuring your riding gear is safe and dry whatever the weather. The pick-and-drill resistant lock, dead bolts, integral floor, welded hinges, and internal fixings all go together to make this unit Police, UK Locksmith and LPCB approved. This package includes all the accessories you need; a ramp, a shelf, electric socket plate and storage hooks.



## key features

### CYCLE STORE SECURITY

- Police approved (Secured by Design accreditation)
- Level 1 LCPB approved
- Locksmith approved
- 5-point locking system with pick-and-drill resistant locks
- Integral full metal base with fixings for securing the unit to the ground
- Reinforced doors, panels and hinges for security

### CYCLE STORE DESIGN

- Wide double door access
- Ventilated roof & mid panels
- Includes access ramp, 10 hooks, 1 shelf, subfloor and electric mounting plate\*

### ASGARD® FEATURES

- Weatherproof construction made from strong, thick, galvanised steel
- Supplied with a 10 year warranty as standard
- Maintenance free with no repainting or rotting
- Internal fixings with no externally exposed fixtures, safe and secure
- Easy self assembly with instructions provided
- Installation service available
- Accessory packs available
- Green, brown or ivory finish



LPS 1175: Issue 07  
Cert No. 5960/01

Secured by Design



Police Preferred Specification



(Trained and vetted)

**Cycling**  
WEEKLY

**Singletrack**

“Worth the money - 3 weeks after installing this shed we had a break in into our wooden shed with some tools stolen, they tried getting into this one with a crow bar in two places, barely a scratch on the door and they did not succeed. Kept £3k worth of bikes safe.”

- JP

## dimensions

### UNIT DIMENSIONS

- A. Height: 2032mm (6ft 7")
- B. Width: 1580mm (5ft 2")
- C. Depth: 2740mm (9ft)
- Weight: 294Kg (46.4 stone)

### BASE DIMENSIONS

1730mm x 3215mm

### DOOR APERTURE

1690mm x 1420mm

**DOOR CLEARANCE** 760mm

\*Electrics not included, requires qualified electrician





"I've had this bike safe for around 6 years now ... there is no sign of wear, rust, no dropped hinges - everything is as it was when I bought it."

- Slimlad

6 cycle store - 5ft x 9ft - 6 bikes\*



# cycle store plus

This Police approved (Secured by Design) unit is designed to offer secure storage for your most valuable bikes and cycling accessories. Made from our tough galvanised (weatherproof) steel panels and featuring a ventilation system to reduce condensation, this shed give you the ultimate in bike storage. The Cycle Store Plus includes electric socket mounting plates, hooks, integral metal floor and a useful maintenance equipment shelf.

Your bikes are safe behind the pick-and-drill resistant 5-point locking system, yet easily accessible through the large double door access. This extra-large storage shed is perfect for keeping all of your bikes (stores up to 7 bikes) and equipment together. The extra space inside can be used to carry out essential cycle maintenance, keeping you and your prized bikes sheltered from the bad weather.



Secured by Design



Police Preferred Specification



(Trusted and verified)

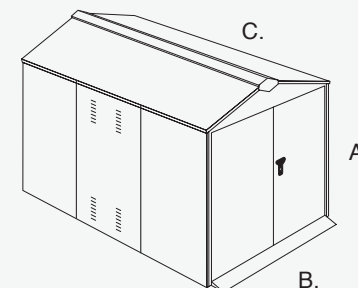
"So much stronger and robust than any wooden alternative.."

- CycloSPORT

**Cycling**  
WEEKLY

**Singletrack**

See back of brochure for a review



## key features

### CYCLE STORE SECURITY

- Police approved (Secured by Design accreditation)
- Level 1 LCPB approved
- Locksmith approved
- 5-point locking system with pick-and-drill resistant locks
- Integral full metal base with fixings for securing the unit to the ground
- Reinforced doors, panels and hinges for extra security

### CYCLE STORE DESIGN

- Wide double door access
- Ventilated mid panels & roof
- Includes access ramp, 10 hooks, 1 shelf, subfloor and electric mounting plate\*

### ASGARD® FEATURES

- Weatherproof construction made from strong, thick, galvanised steel
- Supplied with a 10 year warranty as standard
- Maintenance free with no repainting or rotting
- Internal fixings with no externally exposed fixtures, safe and secure
- Easy self assembly with instructions provided
- Installation service available
- Accessory packs available
- Green, brown or ivory finish

## dimensions

### UNIT DIMENSIONS

- A. Height: 2032mm (6ft 7")
- B. Width: 1524mm (5ft)
- C. Depth: 3330mm (10ft 11")
- Weight: 334Kg (52.5 stone)

### BASE DIMENSIONS

1730mm x 3790mm

### DOOR APERTURE

1690mm x 1420mm


**DOOR CLEARANCE** 760mm

\*Electrics not included, requires qualified electrician



"Quality is superb,  
delivery on time and  
speed of build was  
amazing"  
- S Brown

7 cycle store - 5ft x 11ft - 7 bikes\*





gladiator cycle - 7ft x 9ft - 6 x bikes\*

"I can sleep easy at night knowing my gear is nice and safe. Well done Asgard."

- Gabe





# gladiator cycle store.

The Asgard® Gladiator Cycle Store is the widest and most spacious cycle store yet. This Police (Secured by Design), UK Locksmith and LPCB approved shed is manufactured from thick galvanised (weatherproof) steel, making it's one of the safest and most comfortable ways to securely store your valuable bikes and cycling accessories. With a 5-point pick-and-drill resistant locking system and heavy-gauge steel sees the Gladiator Cycle Store

weighing in at an incredible 441kg (69.6 stone). The Gladiator Cycle Store is wider than all previous Asgard® Cycle Stores, measuring at 2.2m wide and featuring double door access. This extra space means you can comfortably maneuver around inside and effortlessly get up to 6 bikes\* in and out. This bike shed also comes with an integral metal base which can then be bolted to the ground for even more security.



Secured by Design



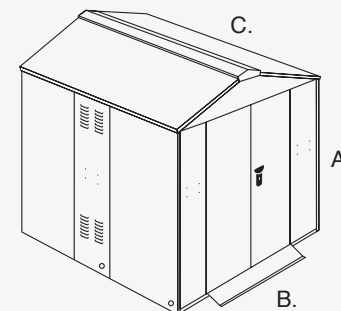
Police Preferred Specification



Trusted and verified

*"It is so good we purchased another...very secure and robust. I would highly recommend these products"*

- Bigfoot



## key features

### GLADIATOR C. SECURITY

- Police Approved (Secured by Design accreditation)
- Level 1 LCPB approved
- UK Locksmith approved
- Secure 5-point locking system
- Pick-and-drill resistant lock
- Reinforced panels, hinges and doors
- Integral full metal base with fixings for securing the unit to the ground

### GLADIATOR C. DESIGN

- Double door access
- Ventilated middle panels to reduce condensation
- Includes subfloor, 2 shelves, 10 hooks, electric mounting plate\* and bike rack (4 bikes)

### ASGARD® FEATURES

- Weatherproof construction made from strong, thick, galvanised steel
- Supplied with a 10 year warranty as standard
- Maintenance free with no repainting or rotting
- Internal fixings with no externally exposed fixtures, safe and secure
- Easy self assembly with instructions provided
- Installation service available
- Green, brown or ivory finish
- Accessory packs available

## dimensions

### UNIT DIMENSIONS

- A. Height: 2074mm (6ft 8")
- B. Width: 2258mm (7ft 4")
- C. Depth: 2726mm (8ft 11")
- Weight: 441Kg (69.6 stone)

### BASE DIMENSIONS

2410mm x 3100mm

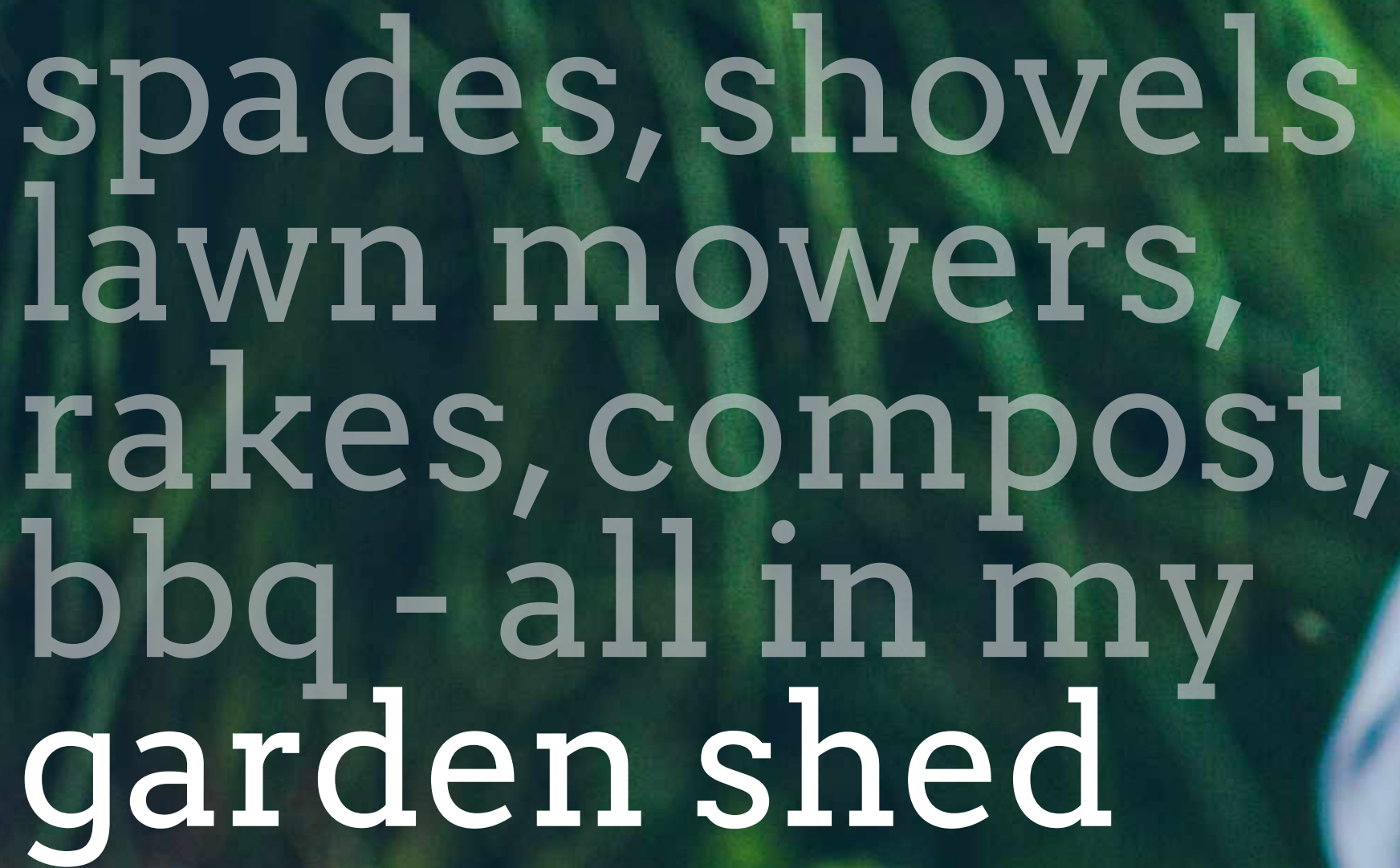
### DOOR APERTURE

1690mm x 1420mm

### DOOR CLEARANCE 760mm

\*Electrics not included, requires qualified electrician



A person wearing a green long-sleeved shirt and blue and white striped socks is working in a garden. The background is filled with green foliage and some pink flowers in the foreground. The text is overlaid on the image in a light grey font, with the last line in white.

spades, shovels  
lawn mowers,  
rakes, compost,  
bbq - all in my  
garden shed





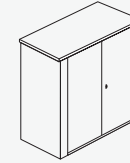


# our garden sheds



VANGARD

## asgard® garden sheds

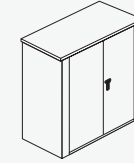


### VANGARD

5ft x 3ft

Double door

2-point locking system

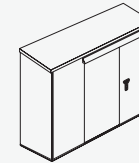


### SECURE STORE

5ft x 3ft

Double door

3-point locking system

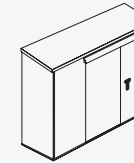


### ADDITION

6ft x 3ft

Double door

3-point locking system

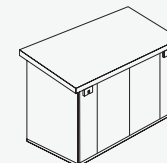


### ANNEXE

6ft x 3ft

Double door

5-point locking system

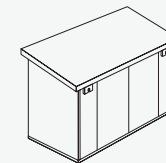


### ACCESS

7ft x 4ft

Lid & Double door

3-point locking system



### ACCESS PLUS & ACCESS E

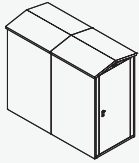
8ft x 4ft

Lid & Double door

3-point locking system

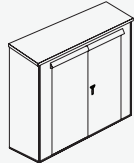


## asgard® garden sheds



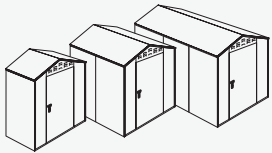
### SENTRY

- 3ft x 7ft
- Single Door
- 3-point locking system



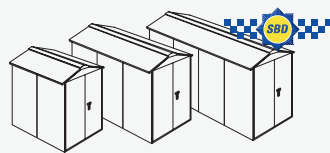
### TROJAN PLUS

- 7ft x 3ft
- Double Door
- 5-point locking system



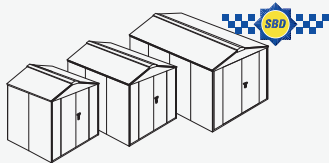
### FLEXISTORE RANGES

- 5ft x 4ft / 7ft / 11ft
- Single Door
- 3-point locking system



### CENTURION RANGES

- 5ft x 7ft / 10ft / 14ft
- Double door
- 5-point locking system



### GLADIATOR RANGES

- 5ft x 7ft / 11ft / 14ft
- Double door
- 5-point locking system





"This is my 4th product  
I've purchased from  
Asgard great product  
and service"

- Stan



vanguard - 5ft x 3ft



# vanguard.

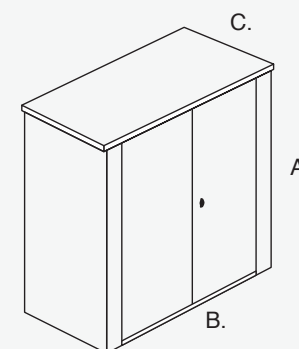
Built from heavy gauge galvanised steel panels, with a heavy-duty integral metal floor and large double door access, the Vanguard garden storage is an ideal secure home for lawn mowers, patio furniture and all your garden tools. A fully ventilated design keeps condensation at bay, keeping equipment safe and

dry. Fitted with a solid 2-point locking system with a thumb-turn lock and a padlock fitting (for use with your own padlock), the Vanguard garden shed is an exceptionally secure and versatile storage unit ideal for everyday use. Perfect for patios or smaller gardens.



"True quality"

- Neil



## key features

### VANGARD SECURITY

- 2 point locking system to suit your own padlock
- Integral full metal base with fixings for securing the unit to the ground

### VANGARD DESIGN

- Wide double door access
- Compact design
- Sloping roof
- Integral shed ventilation keeping equipment dry
- Green, brown or ivory finish

### ASGARD® FEATURES

- Weatherproof construction made from strong, thick, galvanised steel
- Supplied with a 10 year warranty as standard
- Maintenance free with no repainting or rotting
- Internal fixings with no externally exposed fixtures, safe and secure
- Easy self assembly with instructions provided
- Installation service available
- Accessory packs available

## dimensions

### UNIT DIMENSIONS

- A. Height: 1312mm (4ft 3")  
At rear: 1266mm (4ft 1")
- B. Width: 1542mm (5ft 1")
- C. Depth: 950mm (3ft 1")
- Weight: 76Kg (12 stone)

### BASE DIMENSIONS

1600mm x 1000mm

### DOOR APERTURE

1260mm x 1200mm

### DOOR CLEARANCE

650mm



"We are really pleased with our new secure shed and look forward to many years of use from it."

- CC Road

secure store - 5ft x 3ft





# secure store.

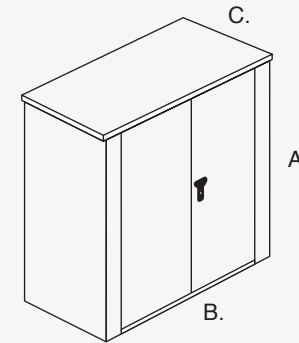
The Asgard® Secure Store is a great value, 5 x 3 metal garden shed. Fully ventilated to reduce condensation, this shed is built from weatherproof (galvanised) steel panels with an integral metal floor and large double door access. This garden storage unit is an ideal secure home for all of your everyday garden essentials, tools, toys and more. Inside the Secure Store you can be sure

your items will be kept safe, yet instantly accessible via the 170-degree wide opening doors. To protect your stored items from theft and help keep them safe, the secure store shed is fitted with a tough 3-point locking system and features a pick-and-drill resistant euro cylinder lock with internal dead bolt (for extra secure storage).



"This is a serious bit of shed, well made delivered on time all the bits were there. Great stuff"

- Cheapskate



## key features

### SECURE STORE SECURITY

- 3-point locking system
- Pick-and-drill resistant lock
- Integral full metal base with fixings for securing the unit to the ground

### SECURE STORE DESIGN

- Wide double door access
- Compact design
- Sloping roof
- Integral shed ventilation keeps equipment dry
- Green, brown or ivory finish

### ASGARD® FEATURES

- Weatherproof construction made from strong, thick, galvanised steel
- Supplied with a 10 year as standard warranty
- Maintenance free with no repainting or rotting
- Internal fixings with no externally exposed fixtures, safe and secure
- Easy self assembly with instructions provided
- Installation service available
- Accessory packs available

## dimensions

### UNIT DIMENSIONS

- A. Height: 1312mm (4ft 3")  
At rear: 1266mm (4ft 1")
- B. Width: 1542mm (5ft 1")
- C. Depth: 950mm (3ft 1")
- Weight: 76Kg (12 stone)

### BASE DIMENSIONS

1600mm x 1000mm

### DOOR APERTURE

1260mm x 1200mm

### DOOR CLEARANCE

650mm



# addition.

The Asgard® Addition is a medium sized 6 x 3 all metal garden shed providing secure outdoor storage of your garden tools and equipment. This unit is an ideal secure store for your more expensive gardening equipment which you need to remain secure, yet require regular access to. The Addition shed is fully ventilated to reduce condensation inside, and is built from our tough, galvanised (weatherproof) steel with an integral metal floor.



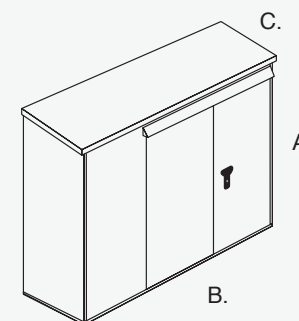
theguardian

With convenient large double door access, a 3-point pick-and-drill resistant locking system and weighing in at 103kg (16.3 stone), the Addition garden store is an exceptionally secure and versatile storage unit providing excellent weatherproof protection for your gardening equipment to keep your tools safe and dry.



“Good quality shed,  
great customer  
service”

- Guest



## key features

### ADDITION SECURITY

- 3-point locking system with pick-and-drill resistant lock
- Integral full metal base with fixings for securing the unit to the ground

### ADDITION DESIGN

- Wide double door access
- Door handing can be changed by the user
- Integral weather guard and shed ventilation keeps equipment dry
- Green, brown or ivory finish

### ASGARD® FEATURES

- Weatherproof construction made from strong, thick, galvanised steel
- Supplied with a 10 year warranty as standard
- Maintenance free with no repainting or rotting
- Internal fixings with no externally exposed fixtures, safe and secure
- Easy self assembly with instructions provided
- Installation service available
- Accessory packs available

## dimensions

### UNIT DIMENSIONS

- A. Height: 1444mm (4ft 7")
- B. Width: 1832mm (6ft)
- C. Depth: 924mm (3ft)
- Weight: 103Kg (16.3 stone)

### BASE DIMENSIONS

1990mm x 1100mm

### DOOR APERTURE

1180mm x 1140mm

**DOOR CLEARANCE** 650mm

See back of  
brochure for  
a review



“ Impressed with the fact that the screws cannot be removed from outside and like the lock.”  
- Pilgrim



additions - 6ft x 3ft



“Brilliant, I have had 2 attempted break-ins in the last 6 months, and they never got in. The handle just sheared off and left my tools nice and safe inside”

- Ade



annexe - 6ft x 3ft



# annexe.

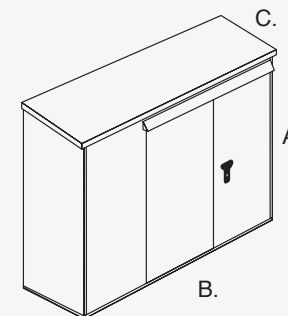
The Annexe high-security garden shed from Asgard® is a Police approved (Secured by Design), Locksmith approved and LPCB approved maximum security garden shed. If you are in a high-risk area where security is an issue, or you just enjoy peace of mind, you'll need maximum protection for your tools and equipment. As with all Asgard® storage, the Annexe features a ventilated design

to reduce condensation and is built from very thick, heavy gauge galvanised steel panels and features a heavy-duty integral metal floor, 5-point locking system, welded hinges and reinforced double doors - for even more security the Annexe is supplied with heavy-duty ground bolts, allowing you to secure the shed to the ground for total security.



"The storage unit is superb. Very solid and secure."

- Onion



## key features

### ANNEXE SECURITY

- Police Approved (Secured by Design)
- Level 1 LCPB Approved
- Locksmith Approved
- 5 point locking system
- Pick-and-drill resistant lock
- Integral full metal base with free fixings for securing the unit to the ground
- Reinforced panels, doors, locks, hinges & bracing bars

### ANNEXE DESIGN

- Double door access
- Integral rain guard
- Integral shed ventilation keeping equipment dry

### ASGARD® FEATURES

- Weatherproof construction made from strong, thick, galvanised steel
- Supplied with a 10 year warranty
- Maintenance free with no repainting or rotting
- Internal fixings with no externally exposed fixtures, safe and secure
- Easy self assembly with instructions provided
- Installation service available
- Accessory packs available
- Green, brown or ivory finish

## dimensions

### UNIT DIMENSIONS

- A. Height: 1444mm (4ft 7")
- B. Width: 1832mm (6ft)
- C. Depth: 924mm (3ft)
- Weight: 138Kg (21.7 stone)

### BASE DIMENSIONS

1990mm x 1100mm

### DOOR APERTURE

1180mm x 1140mm

**DOOR CLEARANCE** 650mm

See back of brochure for a review



"Security is top notch.  
No-one is going to  
break in quickly and  
quietly."

- Mark

access - 7 x 4ft





# access.

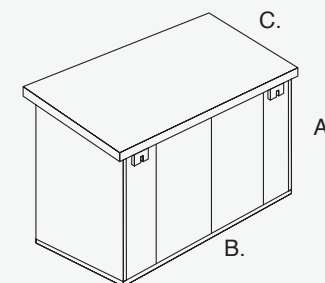
The 7 x 4 Access is an all metal garden shed designed to give you the easiest possible access to your garden tools and equipment. A heavy-duty integral metal base, two large (reinforced) doors and a reinforced gas lift lid give the Access garden shed excellent flexibility for storing even large garden items, such as BBQs and ladders. The Access garden store has a tough 3-point locking system, combining security rated level 8

padlocks (recommended) with internal steel deadbolts and solid steel lock shrouds. The gas lift lid coupled with large double doors gives easy access to all of your garden tools and furniture. This fully ventilated shed reduces condensation inside keeping items safe and dry. The low, compact design is ideal for smaller gardens or where space is at a premium such as under a window.



“... worth every penny! If you want peace of mind while you’re at work or on holiday then get an Asgard.”

- Andy



## key features

### ACCESS SECURITY

- Tough shrouded twin lock
- 3-point locking system
- Integral full metal base with free fixings for securing the unit to the ground
- Designed for level 8 disc padlocks (optional extra)

### ACCESS DESIGN

- Wide double door access with gas lift lid for full access
- Integral shed ventilation keeping equipment dry
- Green, brown or ivory finish

### ASGARD® FEATURES

- Weatherproof construction made from strong, thick, galvanised steel
- Supplied with a 10 year warranty\*
- Maintenance free with no repainting or rotting
- Internal fixings with no externally exposed fixtures, safe and secure
- Easy self assembly with instructions provided
- Installation service available
- Accessory packs available

## dimensions

### UNIT DIMENSIONS

- A. Height: 1140mm (3ft 8")
- B. Width: 2060mm (6ft 8")
- C. Depth: 1043mm (3ft 4")
- Weight: 114Kg (18 stone)
- Height inc. lid: 1960mm (6ft 5")

### BASE DIMENSIONS

2200mm x 1150mm

### DOOR APERTURE

1350mm

### DOOR CLEARANCE

780mm

*This unit requires 100mm at the rear for the lid to open*

See back of brochure for a review



# access plus.

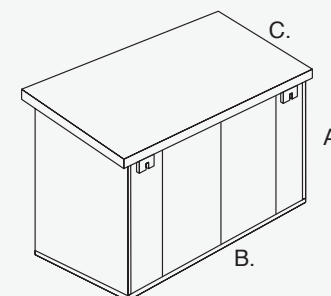
The Access Plus is an 8 x 4 metal garden shed boasts both storage space and security. Made from weatherproof galvanised heavy gauge steel, this 8 x 4 shed is tough, yet easy to navigate in and out of. Featuring an easy to use gas powered lift up lid and double front door access, you can easily put your lawnmower and garden tools inside and not have to worry about tripping up over

things. With an integral metal base and unique roof ventilation system, condensation is kept to a minimum as air is able to flow within the shed despite it being locked. The integrity and security of the Access Plus garden shed is strengthened through the reinforced doors and level 8 rated padlocks (optional).



*"Delivered promptly,  
easy assembly  
perfect storage."*

*- Happy*



## key features

### ACCESS PLUS SECURITY

- Tough shrouded twin locking
- 3-point locking system
- Integral full metal base with free fixings for securing the unit to the ground
- Designed for level 8 disc padlocks (not included)

### ACCESS PLUS DESIGN

- Wide double door access with opening lid for full access
- Integral shed ventilation keeping equipment dry
- Green, brown or ivory finish

### ASGARD® FEATURES

- Weatherproof construction made from strong, thick, galvanised steel
- Supplied with a 10 year warranty\*
- Maintenance free with no repainting or rotting
- Internal fixings with no externally exposed fixtures, safe and secure
- Easy self assembly with instructions provided
- Installation service available
- Accessory packs available

## dimensions

### UNIT DIMENSIONS

- A. Height: 1140mm (3ft 8")
- B. Width: 2306mm (7ft 7")
- C. Depth: 1043mm (3ft 4")
- Weight: 122Kg (19.2 stone)
- Height inc. lid: 1960mm (6ft 5")

### BASE DIMENSIONS

2450mm x 1150mm

### DOOR APERTURE

1600mm

### DOOR CLEARANCE

870mm

*This unit requires 100mm at the rear for the lid to open*



"Beautifully finished product with first class customer service."

- Croquetgroup

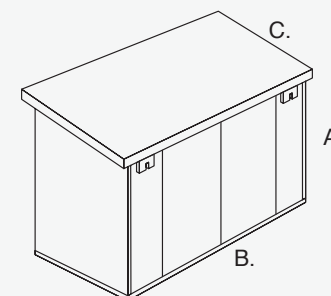
access plus - 8 x 4ft



# access e plus.

Have you ever opened your garden shed, only to find the battery pack on your hedge-trimmer is flat? The Access E Plus comes with a mounting plate, which enables you to install electrical sockets. Meaning you'll be able to power whatever electrical tools you have from the secure metal shed that they're kept in. What's even better is the Access E Plus will provide high-quality

protection for your equipment from thieves, as well as adverse weather conditions. The Access E Plus metal garden shed is made from heavy-gauge, weatherproof, galvanised steel, which keeps the weather out and your stuff safe and dry. The Access E Plus also features a gas assisted lift up lid and double doors for easy access to your equipment.



## key features

### ACCESS PLUS SECURITY

- Tough shrouded twin locking
- 3-point locking system
- Integral full metal base with free fixings for securing the unit to the ground
- Designed for level 8 disc padlocks (not included)

### ACCESS PLUS DESIGN

- Wide double door access with opening lid for full access
- Integral shed ventilation keeping equipment dry
- Electric mounting plate\* for adding power to your unit

\* Electrics not included

### ASGARD® FEATURES

- Weatherproof construction made from strong, thick, galvanised steel
- Supplied with a 10 year warranty\*
- Maintenance free with no repainting or rotting
- Internal fixings with no externally exposed fixtures, safe and secure
- Easy self assembly with instructions provided
- Installation service available
- Accessory packs available
- Green, brown or ivory finish

## dimensions

### UNIT DIMENSIONS

- A. Height: 1140mm (3ft 8")
- B. Width: 2306mm (7ft 7")
- C. Depth: 1043mm (3ft 4")
- Weight: 122Kg (19.2 stone)
- Height inc. lid: 1960mm (6ft 5")

### BASE DIMENSIONS

2450mm x 1150mm

### DOOR APERTURE

1600mm

### DOOR CLEARANCE

870mm

*This unit requires 100mm at the rear for the lid to open*





access plus electric - 8 x 4ft



sentry - 3 x 7ft



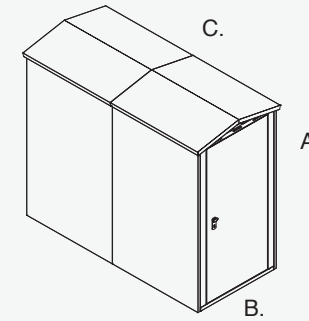


# sentry bike & garden.

The Sentry is an ultra-slim galvanised metal shed designed to fit into smaller domestic spaces. The 3ft x 7ft\* shed has plenty of storage inside and can handle most outdoor storage needs. Not only will the Sentry meet your garden storage needs, but using the optional bike hanger will allow you to store a single bike on the wall, with a second bike on the ground, creating an instant double bike storage locker. Weighing in at 140kg, this all-metal

weatherproof shed is designed to keep your garden tools safe and dry no matter what the weather. The Sentry features a dual ventilation system to minimise condensation, with a tough 3-point locking system, pick-and-drill resistant locking mechanism and two internal deadbolts to keeping your tools, bikes and equipment safe.

*\*approx. dimensions*



## key features

### SENTRY SECURITY

- Tough 3-point locking system
- Pick-and-drill resistant lock
- Integral full metal base with free fixings for securing the unit to the ground

### SENTRY DESIGN

- Compact design suitable for small spaces
- Integral shed ventilation keeping equipment dry
- Green, grey or ivory finish
- Single door
- Space for optional bike rack

### ASGARD® FEATURES

- Weatherproof construction made from strong, thick, galvanised steel
- Supplied with a 10 year warranty\*
- Maintenance free with no repainting or rotting
- Internal fixings with no externally exposed fixtures, safe and secure
- Easy self assembly with instructions provided
- Installation service available
- Accessory packs available

## dimensions

### UNIT DIMENSIONS

- A. Height: 1930mm (6ft 4")
- B. Width: 1056mm (3ft 6")
- C. Depth: 2228mm (7ft 4")
- Weight: 145Kg (22.8 stone)

### BASE DIMENSIONS

1200mm x 2400mm

### DOOR APERTURE

1700mm x 740mm

### DOOR CLEARANCE

790mm



"We can highly recommend both this shed and the quality of service we have received"

-Mike





# trojan plus bike & garden.

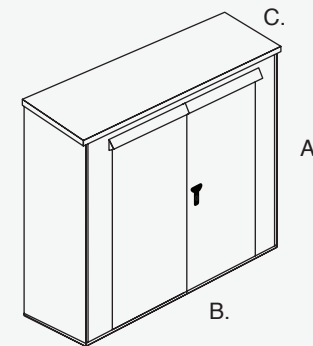
The Trojan Plus is a garden shed/bike storage combination shed. Built from thick, heavy gauge weatherproof steel panels with a tough metal floor and large single door access. This combination garden store is ideal for keeping your everyday garden tools and equipment as well as storing a single road or mountain bike. The Trojan Plus is fitted with a heavy-duty, 5-point locking system featuring a pick-and-drill resistant lock and internal dead bolts.

Inside the Trojan Plus features an optional integral bike rack, designed to hold a single bike. The bike rack features bike locking points and security screws, helping to keep your bike safe from theft. This UK designed and manufactured garden store is exceptionally versatile and ideally suited for areas where floor space is at a premium or when you need extra height.



“Really please with my purchase online but was even happier when delivered with the quality of the product. It goes together like a dream. Would high recommend this to anyone looking.”

- Steve



## key features

### TROJAN PLUS SECURITY

- Tough 5-point locking system
- Pick-and-drill resistant lock
- Integral full metal base with free fixings for securing the unit to the ground

### TROJAN PLUS DESIGN

- Large easy access double door ideal for ladders and large equipment
- Integral shed ventilation keeping equipment dry
- Green, brown or ivory finish
- Integral rain guard
- Space for optional bike rack

### ASGARD® FEATURES

- Weatherproof construction made from strong, thick, galvanised steel
- Supplied with a 10 year warranty\*
- Maintenance free with no repainting or rotting
- Internal fixings with no externally exposed fixtures, safe and secure
- Easy self assembly with instructions provided
- Installation service available
- Accessory packs available

## dimensions

### UNIT DIMENSIONS

- A. Height: 2110mm (6ft 9")
- B. Width: 2200mm (7ft 2")
- C. Depth: 950mm (3ft 1")
- Weight: 160Kg (25 stone)

### BASE DIMENSIONS

- 2350mm x 1100mm
- DOOR APERTURE**  
1760mm x 1572mm
- DOOR CLEARANCE**  
810mm



"Once together the shed is solid, secure and spacious, we'd happily buy another one."

-Nognome





# flexistore 1511.

Our Flexistore range of metal sheds offer excellent value secure garden storage, designed and manufactured here in the UK by Asgard®. The Flexistore range is available as 5ft x 3ft, 5ft x 7ft and 5ft x 11ft and each variation offers unbeatable security and incredible value that other products simply can't match. The range is built from our usual high quality, weatherproof heavy gauge steel features a tough integral metal floor and the same pick-and-drill resistant, euro cylinder locking system as our Locksmiths

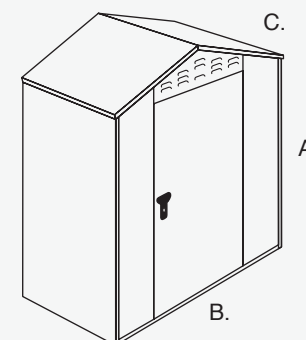
Approved storage products. Exclusive to the Flexistore range of sheds is the additional front ventilation system for improved air flow reducing internal condensation inside even when the unit is fully locked. The Flexistore shed feature a single heavy-duty door with a 3 point locking system, designed to combine easy access and security, to create a hard-wearing, secure garden shed.



**Kitchen Garden**  
**Secrets Of Shed Building**  
 secrets-of-shed-building.com

"The quality is well above the other cheap stuff."

- Ted



## key features

### FLEXISTORE SECURITY

- Tough 3-point locking system
- Pick-and-drill resistant lock
- Integral full metal base with free fixings for securing the unit to the ground

### FLEXISTORE DESIGN

- Ventilation slots in the fascia and roof eaves
- Green, brown, ivory or tauben blue finish
- Optional loading ramp
- Unlimited extensions
- Large easy access door

### ASGARD® FEATURES

- Weatherproof construction made from strong, thick, galvanised steel
- Supplied with a 10 year warranty\*
- Maintenance free with no repainting or rotting
- Internal fixings with no externally exposed fixtures, safe and secure
- Easy self assembly with instructions provided
- Installation service available
- Accessory packs available

## dimensions

### UNIT DIMENSIONS

- A. Height: 1990mm (6ft 6")
- B. Width: 1580mm (5ft 2")
- C. Depth: 1107mm (3ft 7")
- Weight: 118Kg (18 stone)

### BASE DIMENSIONS

1730mm x 1557mm

### DOOR APERTURE

1700mm x 740mm

### DOOR CLEARANCE 790mm



"I will need another shed in the near future and Asgard will be my first choice."

-Frederick



flexistore 1522 - 5 x 7ft



# flexistore 1522.

The Flexistore 1522 is the second largest standard shed in the Flexistore range. The Flexistore 1522 measures in at 5ft 2" x 7ft 4" long. The extended length is via one of our Flexistore extension packs, allowing our Flexistore range to be infinitely extended in depth in 1.1m increments.

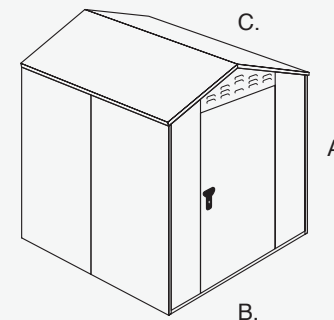
The 1522 as with all of the Flexistore range features a tough integral metal floor that can be bolted to the ground for increased

security. Access is via a single heavy-duty door with a tough pick-and-drill resistant 3 point locking system – with internal dead bolts, designed to combine easy access with incredible security, to create a hard-wearing secure garden shed. Exclusive to the Flexistore range of sheds is the additional front ventilation system for improved air flow reducing internal condensation inside even when the unit is fully locked.



“Love the shed. Easy to build, secure and will last a lifetime.”

- WS



## key features

### FLEXISTORE SECURITY

- Tough 3-point locking system
- Pick-and-drill resistant lock
- Integral full metal base with free fixings for securing the unit to the ground

### FLEXISTORE DESIGN

- Ventilation slots in the fascia and roof eaves
- Green, brown, ivory or tauben blue finish
- Optional loading ramp
- Unlimited extensions
- Large easy access door

### ASGARD® FEATURES

- Weatherproof construction made from strong, thick, galvanised steel
- Supplied with a 10 year warranty\*
- Maintenance free with no repainting or rotting
- Internal fixings with no externally exposed fixtures, safe and secure
- Easy self assembly with instructions provided
- Installation service available
- Accessory packs available

## dimensions

### UNIT DIMENSIONS

- A. Height: 1990mm (6ft 6")
- B. Width: 1580mm (5ft 2")
- C. Depth: 2240mm (7ft 4")
- Weight: 184Kg (24 stone)

### BASE DIMENSIONS

1730mm x 2640mm

### DOOR APERTURE

1700mm x 740mm

**DOOR CLEARANCE** 790mm



# flexistore 1533.

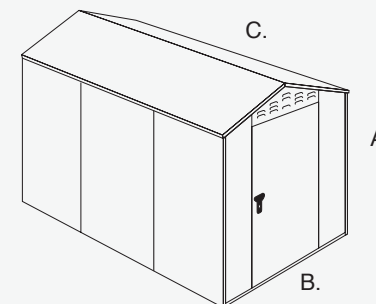
The Flexistore 1533 is the largest standard shed in the Flexistore range. The Flexistore 1533 measures in at 5ft 2" x 10ft 1" long, providing an incredible amount of garden storage. The extended length is via our Flexistore extension packs, allowing our Flexistore range to be infinitively extended in depth in 1.1m increments. The 1533 as with all of the Flexistore range features a tough integral metal floor that can be bolted to the ground for increased security. Access is via a single heavy-duty door with

a tough pick-and-drill resistant 3 point locking system – with internal dead bolts, designed to combine easy access with incredible security, to create a hard-wearing, secure garden shed. Exclusive to the Flexistore range of sheds is the additional front ventilation system for improved air flow reducing internal condensation inside even when the unit is fully locked.



"In short, it's a high quality piece of kit. I can't really fault it."

- Zed



## key features

### FLEXISTORE SECURITY

- Tough 3-point locking system
- Pick-and-drill resistant lock
- Integral full metal base with free fixings for securing the unit to the ground

### FLEXISTORE DESIGN

- Ventilation slots in the fascia and roof eaves
- Green, brown, ivory or tauben blue finish
- Optional loading ramp
- Unlimited extensions
- Large easy access door

### ASGARD® FEATURES

- Weatherproof construction made from strong, thick, galvanised steel
- Supplied with a 10 year warranty\*
- Maintenance free with no repainting or rotting
- Internal fixings with no externally exposed fixtures, safe and secure
- Easy self assembly with instructions provided
- Installation service available
- Accessory packs available

## dimensions

### UNIT DIMENSIONS

- A. Height: 1990mm (6ft 6")
- B. Width: 1580mm (5ft 2")
- C. Depth: 3330mm (10ft 1")
- Weight: 248Kg (39 stone)

### BASE DIMENSIONS

1730mm x 3770mm

### DOOR APERTURE

1700mm x 740mm

**DOOR CLEARANCE** 790mm





" Excellent quality and smart looking. Great locking system, very secure! Well worth the money and the weight. With a 10 year warranty, you can't go wrong!"

- Caravan Storage

flexistore 1533 - 5 x 11ft



"This is a safe  
secure water tight well  
constructed metal shed  
would recommend."  
-Heneve

centurion - 5 x 7ft





# centurion.

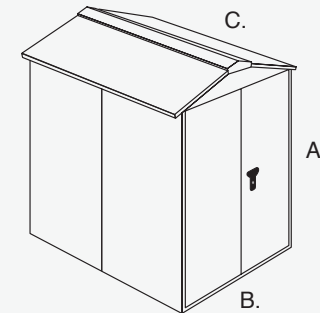
Combining strength with space, the Police Approved (Secured by Design) The Centurion is a tough and hard-wearing garden shed suitable for a range of outdoor storage uses. Built with security in mind the Centurion range is built from thick, heavy gauge galvanised (weatherproof) steel panels. All Centurion units have a built in metal floor, reinforced panels, a 5 point locking system and pick-and-drill resistant locks. Large reinforced double doors with welded hinges dead bolts give good access to your equipment,

whilst maintaining excellent security. The Centurion range also features handy electric socket mounting points for adding power to the units and feature Asgard's® ventilation system to keep condensation to a minimum to keep your equipment safe and dry what ever the weather. The Centurion range of sheds is a professional level - high security storage unit suitable for both domestic and commercial use.



*"I needed another so had no hesitation in purchasing the same model. Excellent construction, very sturdy... The first one, now three years old, shows absolutely no signs of wear and tear."*

*- Grams of Takeley*



See the LCPB Test video online!

## key features

### CENTURION SECURITY

- Police Approved (Secured by Design)
- Level 1 LCPB Approved
- Locksmith Approved
- Tough 5-point locking system
- Pick-and-drill resistant lock
- Integral full metal base with free fixings for securing the unit to the ground
- Reinforced hinges, panels, doors, handle and lock system

### CENTURION DESIGN

- Ventilated design to keep condensation to a minimum
- Full width easy access doors
- Unlimited extensions

### ASGARD® FEATURES

- Weatherproof construction made from strong, thick, galvanised steel
- Supplied with a 10 year warranty\*
- Maintenance free with no repainting or rotting
- Internal fixings with no externally exposed fixtures, safe and secure
- Easy self assembly with instructions provided
- Installation service available
- Accessory packs available
- Green, brown, ivory finish

## dimensions

### UNIT DIMENSIONS

- A. Height: 2032mm (6ft 7")
- B. Width: 1580mm (5ft 2")
- C. Depth: 2240mm (7ft 4")
- Weight: 255Kg (40.2 stone)

### BASE DIMENSIONS

1730mm x 2640mm

### DOOR APERTURE

1690mm x 1420mm

**DOOR CLEARANCE** 760mm



"I would recommend  
Asgard steel storage units  
to anyone looking for  
secure, long lasting and  
high quality garden storage"

-Brian

centurion plus 1 - 5 x 11ft





# centurion plus 1.

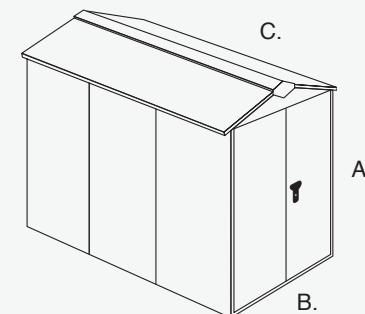
Combining strength with space, the Police Approved (Secured by Design) The Centurion is a tough and hard-wearing garden shed suitable for a range of outdoor storage uses. Built with security in mind the Centurion range is built from thick, heavy gauge galvanised (weatherproof) steel panels. All Centurion units have a built in metal floor, reinforced panels, a 5 point locking system and pick-and-drill resistant locks. Large reinforced double doors with welded hinges dead bolts give good access to your equipment,

whilst maintaining excellent security. The Centurion range also features handy electric socket mounting points for adding power to the units and feature Asgard's® ventilation system to keep condensation to a minimum to keep your equipment safe and dry what ever the weather. The Centurion range of sheds is a professional level - high security storage unit suitable for both domestic and commercial use. For more space try our Centurion plus packs – the same great sheds, just bigger.



*"I bought an Asgard "Centurion" metal shed a couple of years ago and was so pleased I recently bought the "Addition" bike store to complement it. I have found these units to be very secure, waterproof and without internal condensation."*

- Sammy



See the LCPB Test video online!

## key features

### CENTURION SECURITY

- Police Approved (Secured by Design)
- Level 1 LCPB Approved
- Locksmith Approved
- Tough 5-point locking system
- Pick-and-drill resistant lock
- Integral full metal base with free fixings for securing the unit to the ground
- Reinforced hinges, panels, doors, handle and lock system

### CENTURION DESIGN

- Ventilated design to keep condensation to a minimum
- Full width easy access doors
- Unlimited extensions

### ASGARD® FEATURES

- Weatherproof construction made from strong, thick, galvanised steel
- Supplied with a 10 year warranty\*
- Maintenance free with no repainting or rotting
- Internal fixings with no externally exposed fixtures, safe and secure
- Easy self assembly with instructions provided
- Installation service available
- Accessory packs available
- Green, brown, ivory finish

## dimensions

### UNIT DIMENSIONS

- A. Height: 2032mm (6ft 7")
- B. Width: 1580mm (5ft 2")
- C. Depth: 3330mm (10ft 11")
- Weight: 334Kg (52.8 stone)

### BASE DIMENSIONS

1730mm x 3790mm

### DOOR APERTURE

1690mm x 1420mm

**DOOR CLEARANCE** 760mm



"This shed is my second Asgard unit, and again, they have not let me down."

- PJ



centurion plus 2 - 5 x 14ft



# centurion plus 2.

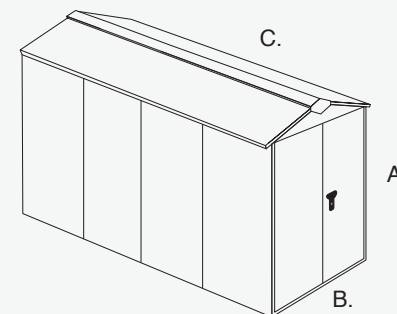
Combining strength with space, the Police Approved (Secured by Design) The Centurion plus 2 is an extended (14ft 6" deep) tough and hard-wearing garden shed suitable for a range of outdoor storage uses. Built with security in mind the Centurion plus 2 is built from thick, heavy gauge galvanised (weatherproof) steel panels. All Centurion units have a built in metal floor, reinforced panels, a 5 point locking system and pick-and-drill resistant locks. Large reinforced double doors with welded hinges dead

bolts give good access to your equipment, whilst maintaining excellent security. The Centurion range also features handy electric socket mounting points for adding power to the units and feature Asgard's® ventilation system to keep condensation to a minimum to keep your equipment safe and dry what ever the weather. The Centurion plus 2 is a professional level - high security storage unit suitable for both domestic and commercial use.



"There are vents hidden in the roof eaves so (and this actually works) no condensation forms inside... I am well pleased, mine is top of the range and both of my neighbours have just ordered one each."

- ML



See the LCPB Test video online!

## key features

### CENTURION SECURITY

- Police Approved (Secured by Design)
- Level 1 LCPB Approved
- Locksmith Approved
- Tough 5-point locking system
- Pick-and-drill resistant lock
- Integral full metal base with free fixings for securing the unit to the ground
- Reinforced hinges, panels, doors, handle and lock system

### CENTURION DESIGN

- Ventilated design to keep condensation to a minimum
- Full width easy access doors
- Unlimited extensions

### ASGARD® FEATURES

- Weatherproof construction made from strong, thick, galvanised steel
- Supplied with a 10 year warranty\*
- Maintenance free with no repainting or rotting
- Internal fixings with no externally exposed fixtures, safe and secure
- Easy self assembly with instructions provided
- Installation service available
- Accessory packs available
- Green, brown, ivory finish

## dimensions

### UNIT DIMENSIONS

- A. Height: 2032mm (6ft 7")
- B. Width: 1580mm (5ft 2")
- C. Depth: 4422mm (14ft 6")
- Weight: 413Kg (65 stone)

### BASE DIMENSIONS

1730mm x 4940mm

### DOOR APERTURE

1960mm x 1420mm

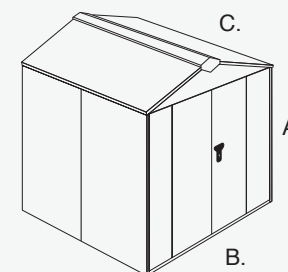
**DOOR CLEARANCE** 760mm



# gladiator.

The Police Approved (Secured by Design) Gladiator is our widest (standard) garden shed, providing outdoor storage for the largest items of garden or play equipment. This professional level garden store is built from thick, heavy gauge, galvanised (weatherproof) steel panels. With a built in metal floor for increased strength and security and fitted with a superb pick-and-drill resistant, 5 point locking system, the Gladiator is an exceptionally secure shed. Security is further enhanced with reinforced hinges, toughened

doors and an internal deadbolt locking system. The Gladiator range also features handy electric socket mounting points for adding power to the units and feature Asgard's® ventilation system to keep condensation to a minimum to keep your equipment safe and dry what-ever the weather. The Gladiator is available in a number of plus packages; the same great unit but with additional extension modules to increase the depth of the unit.



## key features

### GLADIATOR SECURITY

- Police Approved (Secured by Design)
- Level 1 LCPB Approved
- Locksmith Approved
- Tough 5-point locking system
- Pick-and-drill resistant lock
- Integral full metal base with free fixings for securing the unit to the ground
- Reinforced panels, locks and doors and welded hinges

### GLADIATOR DESIGN

- Large easy access reinforced double doors
- Electric mounting plate for adding power to your unit\*

### ASGARD® FEATURES

- Weatherproof construction made from strong, thick, galvanised steel
- Supplied with a 10 year warranty\*
- Maintenance free with no repainting or rotting
- Internal fixings with no externally exposed fixtures, safe and secure
- Easy self assembly with instructions provided
- Installation service available
- Accessory packs available
- Green, brown, ivory finish

\* Electrics not included

## dimensions

### UNIT DIMENSIONS

- A. Height: 2072mm (6ft 8")
- B. Width: 2260mm (7ft 4")
- C. Depth: 2240mm (7ft 3")
- Weight: 327Kg (51.7 stone)

### BASE DIMENSIONS

2410mm x 2640mm

### DOOR APERTURE

1690mm x 1420mm

### DOOR CLEARANCE 760mm




*"Everything was great with company. From ordering online to delivery and installation. We've been through winter and the stuff that we stored stayed dry!!."*

*Cherry*





A green Gladiator shed with its doors open, revealing a bicycle, paint cans, and a bag inside. The shed is situated outdoors on a paved surface, with trees and foliage in the background. A broom is leaning against the left door. Inside the shed, a blue bicycle is parked on the left. To the right of the bicycle, there are several paint cans on shelves. The top shelf has three cans of Dulux White paint. The middle shelf has three cans of Norwex paint. The bottom shelf has a red and white Slazenger bag. A green plastic bag is leaning against the left door. A black mat is placed on the ground in front of the shed.

"I've had the  
Gladiator shed for about 3  
years now, and extremely  
pleased with it."

- Bob C

gladiator - 7 x 7ft



"They stand out from the crowd to other steel sheds."

- Brian Ford

gladiator plus 1 - 7 x 12ft





# gladiator plus 1.

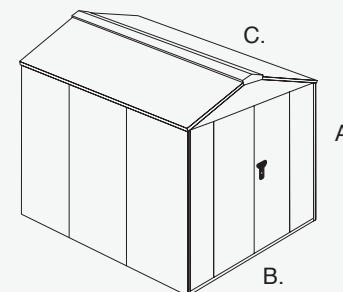
The Police Approved (Secured by Design) Gladiator plus 1 is a wide garden shed, providing exceptionally secure outdoor storage for the largest items of garden or play equipment. At 10ft 11" deep this professional level garden store is built from thick, heavy gauge, galvanised (weatherproof) steel panels. With a built in metal floor for increased strength and security and fitted with a superb pick-and-drill resistant, 5 point locking system, the Gladiator is an exceptionally secure shed. Security is further

enhanced with reinforced hinges, toughened doors and an internal deadbolt locking system. The Gladiator range also features handy electric socket mounting points for adding power to the units and feature Asgard's® ventilation system to keep condensation to a minimum to keep your equipment safe and dry what-ever the weather. The Gladiator units extra width make them exceptionally versatile, suitable for both domestic and commercial use.



"I would recommend Asgard steel storage units to anyone looking for secure, long lasting and high quality garden storage"

Andy



## key features

### GLADIATOR SECURITY

- Police Approved (Secured by Design)
- Level 1 LCPB Approved
- Locksmith Approved
- Tough 5-point locking system
- Pick-and-drill resistant lock
- Integral full metal base with free fixings for securing the unit to the ground
- Reinforced panels, locks and doors and welded hinges

### GLADIATOR DESIGN

- Large easy access reinforced double doors
- Electric mounting plate\* for adding power to your unit

### ASGARD® FEATURES

- Weatherproof construction made from strong, thick, galvanised steel
- Supplied with a 10 year warranty\*
- Maintenance free with no repainting or rotting
- Internal fixings with no externally exposed fixtures, safe and secure
- Easy self assembly with instructions provided
- Installation service available
- Accessory packs available
- Green, brown, ivory finish

\* Electrics not included

## dimensions

### UNIT DIMENSIONS

- A. Height: 2072mm (6ft 8")
- B. Width: 2260mm (7ft 4")
- C. Depth: 3330mm (10ft 11")
- Weight: 433Kg (68.3 stone)

### BASE DIMENSIONS

2410mm x 3790mm

### DOOR APERTURE

1690mm x 1420mm

**DOOR CLEARANCE** 760mm



"British engineering  
and design at  
it's best!"

- Paul

gladiator plus 1 - 7 x 12ft





# gladiator plus 2.

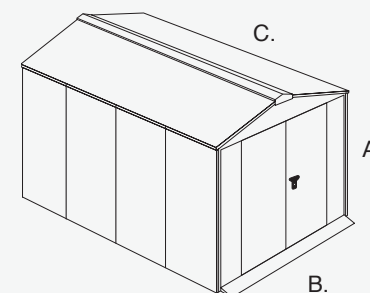
The Police Approved (Secured by Design) Gladiator plus 2 is a wide garden shed, providing exceptionally secure outdoor storage for the largest items of garden or play equipment. At 14ft 6" deep this professional level garden store is built from thick, heavy gauge, galvanised (weatherproof) steel panels. With a built in metal floor for increased strength and security and fitted with a superb pick-and-drill resistant, 5 point locking system, the Gladiator is an exceptionally secure shed. Security is further

enhanced with reinforced hinges, toughened doors and an internal deadbolt locking system. The Gladiator range also features handy electric socket mounting points for adding power to the units and feature Asgard's® ventilation system to keep condensation to a minimum to keep your equipment safe and dry what-ever the weather. The Gladiator units extra width make them exceptionally versatile, suitable for both domestic and commercial use.



*"Well designed secure shed, don't hesitate to buy - well worth the money."*

*John*



## key features

### GLADIATOR SECURITY

- Police Approved (Secured by Design)
- Level 1 LCPB Approved
- Locksmith Approved
- Tough 5-point locking system
- Pick-and-drill resistant lock
- Integral full metal base with free fixings for securing the unit to the ground
- Reinforced panels, locks and doors and welded hinges

### GLADIATOR DESIGN

- Large easy access reinforced double doors
- Electric mounting plate\* for adding power to your unit

### ASGARD® FEATURES

- Weatherproof construction made from strong, thick, galvanised steel
- Supplied with a 10 year warranty\*
- Maintenance free with no repainting or rotting
- Internal fixings with no externally exposed fixtures, safe and secure
- Easy self assembly with instructions provided
- Installation service available
- Accessory packs available
- Green, brown, ivory finish\*

\* Electrics not included

## dimensions

### UNIT DIMENSIONS

- A. Height: 2072mm (6ft 8")
- B. Width: 2260mm (7ft 4")
- C. Depth: 4422mm (14ft 6")
- Weight: 539Kg (85 stone)

### BASE DIMENSIONS

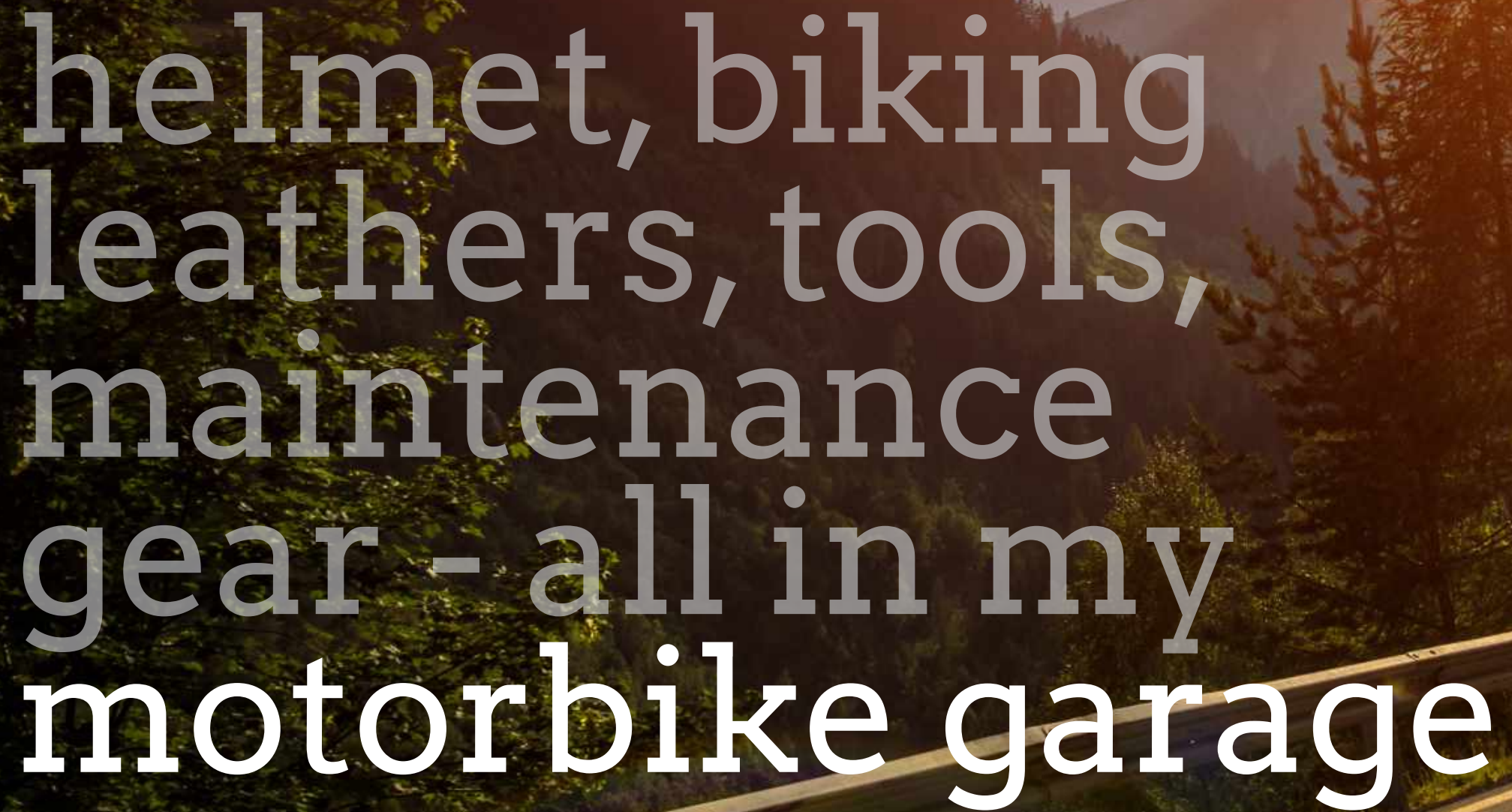
2410mm x 4940mm

### DOOR APERTURE

1690mm x 1420mm

**DOOR CLEARANCE** 760mm





helmet, biking  
leathers, tools,  
maintenance  
gear - all in my  
motorbike garage







# motorcycle garage

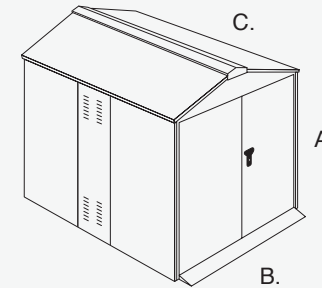
The Police Approved (Secured by Design) Asgard® Motorcycle Garage range is an excellent secure storage unit for your motorcycle and equipment. Built from thick, heavy gauge, galvanised (weatherproof) steel panels, featuring a built in heavy-duty metal floor giving unequaled strength and security. A unique vent system is built into the roof and sides, allowing exhaust fumes to escape and keeping condensation to a minimum. The large double door access make Asgard® Motorcycle Storage perfect for keeping your motorbike and equipment safe and dry in or out of the riding season. This bike

garage offers excellent motorcycle security with reinforced panels, a 5 point (Locksmith approved) locking system, a pick-and-drill resistant lock, and a full metal base, which can be bolted to the ground. The heavy gauge metal motorcycle unit comes with a heavy-duty access ramp, an electrical mounting plate for adding power to the unit, a helmet and leathers hook rail and a maintenance shelf, giving you the total storage solution. Storing your motorcycle in one of these units may count as garaged for insurance purposes, resulting in a discount with some insurers.



**“ It is perfect, being tall enough that I do not have to duck when wheeling the bike in, and wide enough to go straight back in one go - believe you me, a welcome change from fighting to get it into a standard shed!”**

- Wilf



## key features

### MOTORCYCLE SECURITY

- Police Approved (Secured by Design)
- Level 1 LCPB Approved
- Locksmith Approved
- 5 point locking system with pick-and-drill resistant locks
- Integral full metal base with free fixings for securing the unit to the ground
- Reinforced doors, panels and hinges

### MOTORCYCLE DESIGN

- Wide double door access
- Ventilated mid panels
- Includes access ramp, 1x shelf, 1x hook rail, electric mounting plate\* and subfloor

- Weatherproof construction made from strong, thick, galvanised steel
- Supplied with a 10 year warranty\*
- Maintenance free with no repainting or rotting
- Internal fixings with no externally exposed fixtures, safe and secure
- Easy self assembly with instructions provided
- Installation service available
- Green, brown or ivory finish
- Accessory packs available

\* Electrics not included

## dimensions

### UNIT DIMENSIONS

- A. Height: 2032mm (6ft 7")
- B. Width: 1580mm (5ft 2")
- C. Depth: 2740mm (9ft)
- Weight: 294Kg (46.4 stone)

### BASE DIMENSIONS

1730mm x 3215mm

### DOOR APERTURE

1690mm x 1420mm

**DOOR CLEARANCE** 760mm

See back of brochure for a review



"What an amazing company ASGARD is - from customer service through to delivery and quality of motorbike shed is second to non..."

- Ross

motorcycle garage - 5ft x 9ft



# motorcycle garage plus

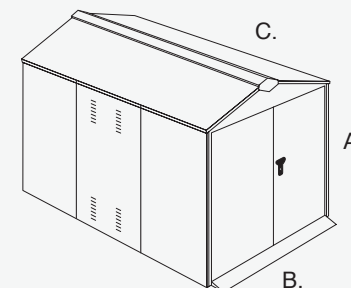
The Police Approved (Secured by Design) Asgard® Motorbike Garage Plus is a secure, extra long motorbike storage unit designed to store your motorbike in the safest possible way. This unit is built from heavy gauge, weatherproof steel panels and features a number of innovative security features. The "plus" unit is built in the same tough way as our standard motorbike

garage - it's just bigger! With a tough 5 point locking system, a pick-and-drill resistant lock and welded hinges this is an exceptionally secure garage. Heavy-duty doors, electric socket mounting plate, an integral metal floor and a reinforced roof construction have helped our range of motorbike garages achieve UK Locksmiths "approved" status.



**" I have had the shed for about a month now with all sorts of weather thrown at it. The shed remains dry and free of damp or condensation. The ventilation systems works well."**

- Tony G



## key features

### MOTORCYCLE SECURITY

- Police Approved (Secured by Design)
- Level 1 LCPB Approved
- Locksmith Approved
- 5 point locking system with pick-and-drill resistant locks
- Integral full metal base with free fixings for securing the unit to the ground
- Reinforced doors, panels and hinges

### MOTORCYCLE DESIGN

- Wide double door access
- Ventilated mid panels
- Includes access ramp, 1x shelf, 1x hook rail, electric mounting plate and subfloor

### ASGARD® FEATURES

- Weatherproof construction made from strong, thick, galvanised steel
- Supplied with a 10 year warranty\*
- Maintenance free with no repainting or rotting
- Internal fixings with no externally exposed fixtures, safe and secure
- Easy self assembly with instructions provided
- Installation service available
- Accessory packs available
- Green, brown or ivory finish

\* Electrics not included

## dimensions

### UNIT DIMENSIONS

- A. Height: 2032mm (6ft 7")
- B. Width: 1580mm (5ft 2")
- C. Depth: 3330mm (10ft 11")
- Weight: 334Kg (52.5 stone)

### BASE DIMENSIONS

1730mm x 3790mm

### DOOR APERTURE

1690mm x 1420mm

**DOOR CLEARANCE** 760mm

See back of brochure for a review





"It is very sturdy (even when not anchored down) and will not move even in the strongest storms and winds."

- Lushy

motorcycle garage plus - 5ft x 11ft



# gladiator motorcycle - 7 x 9ft

"They really do think of everything in the kit, even down to various size shims to keep it leveled off and keep the doors opening smoothly."

- Damo


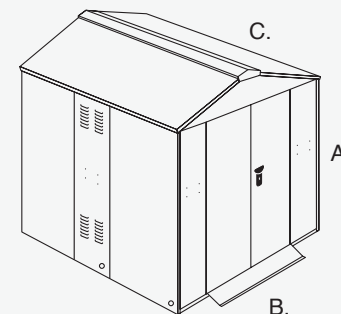




# gladiator motorcycle.

The Gladiator is a Police Approved (Secured by Design) heavyweight motorbike storage unit that measures 2.2m wide and 2.7m long, giving you ample room to store a motorcycle and a number of other items. This unit is built from heavy gauge, weatherproof steel panels and features a number of innovative security features. With a tough 5 point locking system, a pick-and-

drill resistant lock and welded hinges this is an exceptionally secure garage. Heavy-duty doors, an integral metal floor, electric socket mounting plate and a reinforced roof construction have helped our range of motorbike garages achieve UK Locksmiths "approved" status and Secure by Design (Police approved).



## key features

### GLADIATOR M. SECURITY

- Police Approved (Secured by Design)
- Level 1 LCPB Approved
- Locksmith Approved
- Secure 5 point locking system
- Pick-and-drill resistant locks
- Reinforced panels, doors, locks and hinges
- Integral full metal base with free fixings for securing the unit to the ground

### GLADIATOR M. DESIGN

- Double door access
- Ventilated middle panels to reduce condensation
- Includes 2x shelves, hook rail, wooden subfloor, a ramp & electrical mounting plates \*

### ASGARD® FEATURES

- Weatherproof construction made from strong, thick, galvanised steel
- Supplied with a 10 year warranty\*
- Maintenance free with no repainting or rotting
- Internal fixings with no externally exposed fixtures, safe and secure
- Easy self assembly with instructions provided
- Installation service available
- Accessory packs available
- Green, brown or ivory finish

\* Electrics not included



*"As I've built it myself, I can vouch for how secure this thing is. So many screws and plates holding each panel together. Especially love the extra little retaining pieces which prevent the roof panels being forced off from the outside!"*

- Damo

## dimensions

### UNIT DIMENSIONS

- A. Height: 2074mm (6ft 8")
- B. Width: 2240mm (7ft 4")
- C. Depth: 2726mm (8ft 11")
- Weight: 378Kg (59.5 stone)

### BASE DIMENSIONS

2410mm x 3100mm

### DOOR APERTURE

1690mm x 1420mm

**DOOR CLEARANCE** 760mm



gladiator motorcycle plus 1 - 7 x 11ft

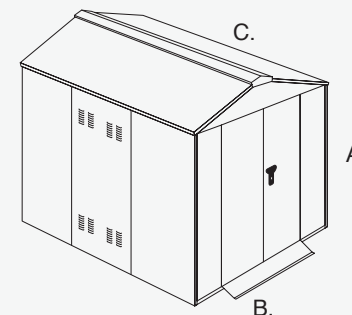





# gladiator motorcycle plus 1.

The Gladiator Motorcycle Plus 1 extended bike storage unit is one of the largest and heaviest in the Asgard storage range. Made from tough, (weatherproof) galvanised steel, the Gladiator Motorcycle Plus 1 has undergone vigorous testing as part of the LPCB Level 1 security test and is Secured by Design (Police approved) and UK Locksmith approved, ensuring your motorcycle

and accessories are safe and secure. The storage garage measures at 2.24m wide and 3.33m long for your bikes and riding accessories. The middle panels of the unit feature a unique built-in ventilation system. This helps to maintain airflow inside the unit and reduce condensation whilst allowing fumes to escape.



## key features

### GLADIATOR M. SECURITY

- Police Approved (Secured by Design)
- Level 1 LCPB Approved
- Locksmith Approved
- Secure 5 point locking system
- Pick-and-drill resistant locks
- Reinforced panels, doors, locks and hinges
- Integral full metal base with free fixings for securing the unit to the ground

### GLADIATOR M. DESIGN

- Double door access
- Ventilated middle panels to reduce condensation
- Includes 2x shelves, hook rail, wooden subfloor, a ramp & electrical mounting plates \*

### ASGARD® FEATURES

- Weatherproof construction made from strong, thick, galvanised steel
- Supplied with a 10 year warranty\*
- Maintenance free with no repainting or rotting
- Internal fixings with no externally exposed fixtures, safe and secure
- Easy self assembly with instructions provided
- Installation service available
- Accessory packs available
- Green, brown or ivory finish

\* Electrics not included



LPS 1175: Issue 07  
Cert No. 596b/02



Treated and vetted

## dimensions

### UNIT DIMENSIONS

- A. Height: 2072mm (6ft 8")
- B. Width: 2240mm (7ft 4")
- C. Depth: 3330mm (10ft 11")
- Weight: 433Kg (68.3 stone)

### BASE DIMENSIONS

2410mm x 3790mm

### DOOR APERTURE

1690mm x 1420mm

**DOOR CLEARANCE** 760mm **87**







A photograph of a caravan with a wooden deck and garden, serving as outdoor storage. The caravan is white with blue accents and has a wooden deck with a railing. The garden is lush with green grass and various plants. The text is overlaid on the image in a large, white, sans-serif font.

bikes, footballs,  
bbqs, golf clubs  
parasols, deck  
chairs- all in my  
caravan storage



"When its closed  
the clever design means  
this is a rock solid unit,  
all in all a good box"

- Caravan Charlie





# vanguard.

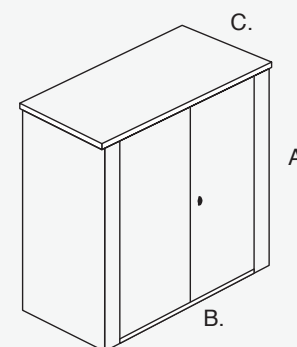
Unattended storage sheds need to be strong and robust. The Vanguard caravan site store is an all metal shed providing secure outdoor storage of all your seasonal site equipment. This metal caravan storage unit is built from thick, heavy gauge galvanised steel panels. This metal caravan storage unit features a heavy-

duty integral metal floor and large double door access, a ventilated design keeps condensation to a minimum all year round. With a thumb turn shackle lock the Vanguard caravan store makes an ideal secure home for your occasional use garden furniture, tools, BBQ's and other seasonal equipment.



“ The service we received from ordering to delivery was excellent and we will be happy to recommend Asgard to anyone who asks. ”

- Keith



## key features

### VANGARD SECURITY

- 2-point locking system to suit your own padlock
- Integral full metal base with free fixings for securing the unit to the ground

### VANGARD DESIGN

- Wide double door access
- Compact design
- Sloping roof
- Integral shed ventilation keeping equipment dry
- Green, brown or ivory finish

### ASGARD® FEATURES

- Weatherproof construction made from strong, thick, galvanised steel
- Supplied with a 10 year warranty\*
- Maintenance free with no repainting or rotting
- Internal fixings with no externally exposed fixtures, safe and secure
- Easy self assembly with instructions provided
- Accessory packs available

## dimensions

### UNIT DIMENSIONS

- A. Height: 1312mm (4ft 3")
- B. Width: 1542mm (5ft 1")
- C. Depth: 950mm (3ft 1")
- Weight: 76Kg (12 stone)
- Height at rear: 1266mm (4ft 1")

### BASE DIMENSIONS

1600mm x 1000mm

### DOOR APERTURE

1260mm x 1200mm

### DOOR CLEARANCE

650mm



# addition.

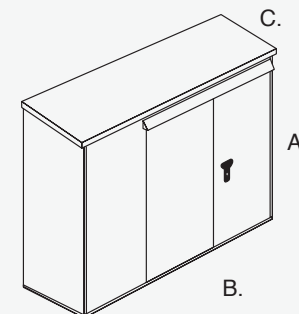
The Asgard® caravan storage box is a tough, all-metal caravan and holiday home storage unit providing excellent outdoor security for caravan accessories and site equipment. Built from tough, galvanised steel, this storage unit offers excellent security and an ideal secure store for all of your high value equipment. The Addition caravan store features a pick-and-drill resistant, 3-

point locking system, an integral full metal floor and a vented roof – keeping your bikes safe AND dry. Packed with innovative features the Addition has an integral rain guard to keep the strongest wind and rain out, featuring large, double door access for easy loading and unloading of your equipment.



“Heavy-duty, secure storage box: built to last, it will probably still be going long after I’m gone!”

-Rincewind



## key features

### ADDITION SECURITY

- 3-point locking system with pick-and-drill resistant euro lock
- Integral full metal base with free fixings for securing the unit to the ground

### ADDITION DESIGN

- Wide double door access
- Door handing can be changed by the user
- Integral weather guard and shed ventilation keeping equipment dry
- Green, brown or ivory finish

### ASGARD® FEATURES

- Weatherproof construction made from strong, thick, galvanised steel
- Supplied with a 10 year warranty\*
- Maintenance free with no repainting or rotting
- Internal fixings with no externally exposed fixtures, safe and secure
- Easy self assembly with instructions provided
- Accessory packs available

## dimensions

### UNIT DIMENSIONS

- A. Height: 1444mm (4ft 7")
- B. Width: 1832mm (6ft)
- C. Depth: 924mm (3ft)
- Weight: 103Kg (16.2 stone)

### BASE DIMENSIONS

1990mm x 1100mm

### DOOR APERTURE

1180mm x 1140mm

### DOOR CLEARANCE

650mm



“First class product, well made, really easy to assemble.”  
- Paul



addition - 6 x 3ft



“strong, large,  
waterproof and  
reliable”  
- Flash

access - 7 x 4ft





# access.

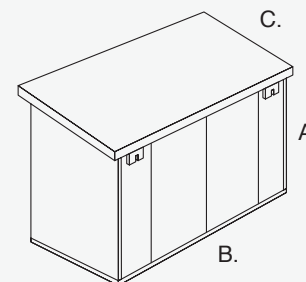
The Access metal caravan site store is much more than just an “ordinary” metal shed. This storage shed has been designed to sit alongside and blend in with your static caravan. This weatherproof shed is designed to hold all of your holiday equipment in or out of the season. Access is via two large (reinforced) doors, a gas lift (reinforced) lid, with a full metal floor (can be bolted to the ground) and a 3-point locking system (shrouded padlock system with internal steel deadbolts on the

doors). A hidden ventilation system, allows air flow inside, keeping condensation to a minimum. With its easy to use lift up lid (gas powered) and generous double door front access, this holiday park shed is easy to maneuverer items in and out of. The unit is ideal for long term out of season storage and provides discreet storage for your tools, furniture and equipment.



“[I was] so impressed, I kept it for my home and ended up buying another, you pay for what you get. Good solid storage shed for all your needs”

- Jon



## key features

### ACCESS SECURITY

- Tough shrouded twin lock
- 3-point locking system
- Integral full metal base with free fixings for securing the unit to the ground
- Designed for level 8 disc padlocks (not included)

### ACCESS DESIGN

- Wide double door access with gas lift up lid
- Integral shed ventilation keeping equipment dry
- Green, brown or ivory finish

### ASGARD® FEATURES

- Weatherproof construction made from strong, thick, galvanised steel
- Supplied with a 10 year warranty\*
- Maintenance free with no repainting or rotting
- Internal fixings with no externally exposed fixtures, safe and secure
- Easy self assembly with instructions provided
- Accessory packs available

## dimensions

### UNIT DIMENSIONS

- A. Height: 1140mm (3ft 8")
- B. Width: 2060mm (6ft 8")
- C. Depth: 1040mm (3ft 4")
- Weight: 114Kg (18 stone)
- Height inc. lid: 1960mm (6ft 5")

### BASE DIMENSIONS

2200mm x 1150mm

### DOOR APERTURE

1350mm

### DOOR CLEARANCE

780mm

*This unit requires 100mm at the rear for the lid to open*

See back of brochure for a review



# gas storage.

Keep your LPG gas bottles safe and secure with our tough gas bottle storage units. Built from galvanised (weatherproof steel), the Asgard® gas bottle storage range is available in 3 different designs to suit the three most popular gas bottle sizes (2 x 19kg, 2 x 47 kg and 4 x 47kg). All our gas units have utility style locks and lift up lids, providing quick and easy access to your bottles in an emergency. Each unit features a set of vented panels for

gas and vapors to escape. Asgard® gas storage is the unit of choice for many holiday parks across the UK. All of our gas bottle storage units have been designed in conjunction with Calor Gas and are the only units on the market to be selected as Calor Choice products. All our Gas storage units are made from heavy-duty weatherproof, galvanised steel

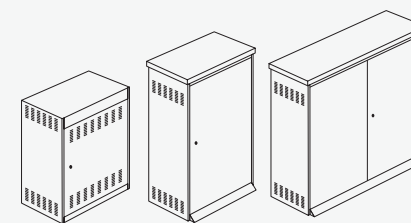


MEDIUM GAS STORAGE



“Really well made, strong and sturdy just the job to keep the cylinders in. The dark green blends in well and it looks very smart.”

- Jane



## key features

### GAS STORAGE

- Designed in conjunction with Color Gas
- Key lock & security rail
- Open back and ventilated sides for gas diversion
- Pre-drilled top rail for regulator to be fitted (not inc.)
- Lift up lid to inspect regulator without unlocking the unit
- Fitted with utilities company style lock - gas supplier can access in emergency
- Optional OPSP plate to fit over valves

### ASGARD® FEATURES

- Weatherproof construction made from strong, thick, galvanised steel
- Supplied with a 10 year warranty\*
- Maintenance free with no repainting or rotting
- Internal fixings with no externally exposed fixtures, safe and secure
- Easy self assembly with instructions provided
- Installation service available
- Green, brown or ivory finish

## dimensions

### 2x 19KG GAS BOTTLES

Height: 1016mm  
Width: 813mm  
Depth: 483mm  
Weight: 4.8 stone  
Base Size: 880mm x 500mm

### 2x / 4x 47KG BOTTLES

Height: 1549mm  
Width: 914mm / 1700mm  
Depth: 500mm  
Weight: 7.5 stone / 10.9 stone  
Base Size: 990mm / 1730mm x 700mm





"A smart, robust cabinet which has tidied up' my unsightly bright orange gas bottles very nicely.."  
- DavidMX7

LARGE GAS STORAGE

COLOR gas storage








tools, gloves,  
fishing gear,  
paint pots, nuts &  
bolts - all in my  
workshop storage



garage guardian™ - over bonnet storage

"It is so practical to store the none perishables winter cloths suitcases etc in a secure dry & safe place"

- 3rd bedroom






# garage guardian.

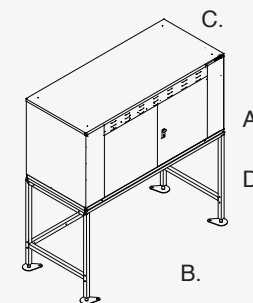
The Garage Guardian™ Garage Storage Box is an over bonnet storage unit, the ideal solution for when the space in your garage is a little too tight for your all of your life essentials. As a more secure alternative to a standard garage bike rack, the Garage Guardian™ you to lock your bikes, riding gear or just general equipment safely. It also creates 2.393 cubic metres of storage space, by using the space over your car bonnet, which your tools

and equipment would otherwise take up when stored on the ground. This is a storage unit that doesn't take up any valuable parking space! Over bonnet storage boxes are a genius innovation that provides the functionality of garage shelving, bike racks and storage cabinets all rolled into one unit, enabling you to efficiently use your garage to its maximum capacity.



"A great place to hide things away, also handy for bikes, keeping them more secure in my not so secure garage..."

- Andy



## key features

### GARAGE G. SECURITY

- 3-point locking system with deadbolts
- Pick-and-drill resistant lock
- Bolts to the ground

### GARAGE G. DESIGN

- Ventilated fascia to reduce condensation
- Leveling feet
- Grey finish
- Adds extra use to your garage

### ASGARD® FEATURES

- Weatherproof construction made from strong, thick, galvanised steel
- Supplied with a 10 year warranty\*
- Maintenance free with no repainting or rotting
- Internal fixings with no externally exposed fixtures, safe and secure
- Easy self assembly with instructions provided

## dimensions

### UNIT DIMENSIONS

- A. Height: 2365mm (7ft 9")
- B. Width: 2303mm (7ft 6")
- C. Depth: 1000mm (3ft 3")
- D. Height: 1175mm (3ft 10")
- Weight: 156Kg (24.7 stone)

### CLEARANCE HEIGHT

1175mm (3ft 10")

### DOOR APERTURE

1637mm

### DOOR CLEARANCE

832mm



# accessories.



## SHELVES

Our easy fit shelf kits, work by screwing into pre-drilled holes (additional screws and instructions are provided in the shelf kit). The shelf packs are a great way of storing dangerous tools or heavy equipment off the floor and free up valuable floor space. They are also great for organising your possessions into easy to find places. The shelf packs are made from the same strong galvanized steel as the metal sheds, ensuring they are weatherproof and long lasting. Our shelf packs are manufactured in the same great choice of colours to match your Asgard® shed. The shelves are also supplied with a free 10 year warranty as standard.

**Pack Size:** Available as individually, packs or part of bundles.

**Colours:** Green, ivory and brown.

**Size:** Various depending on unit.



## HOOKS

Get the most out of your Asgard with a hook pack. The universal hooks are produced from the same thick galvanised as the Asgard® metal sheds, which gives you durable and long lasting storage. They are ideal for hanging heavy objects out of the reach of children or for keeping delicate equipment off the floor. The screw hole is pre-drilled for you, making the installation of the hooks effortless. The hooks are supplied in a choice of colours and sold in packs of 5 or 10. Our hook packs have a 10 year warranty as standard.

**Pack Size:** Packs of 5, 10 or part of bundles.

**Colours:** Green, ivory and brown.

**Size:** 135mm (h) x 40mm (d) x 40mm (w)  
Internal depth is 35mm. Front lip is 29mm high.



## EYELETS

The eyelets are small and mighty and can be used with a plethora of bike chains and bungee cords. The eyelets are produced from the same heavy-duty, weatherproof steel as the Asgard® metal shed collection. Numerous pre-drilled locations, the eyelets can be installed at multiple height levels making them even easier and tidier to use. All the necessary screws for the eyelets are supplied as standard and all the holes are pre-drilled to make sure that installation is a breeze. The eyelets are manufactured in a choice of colours (Green, Brown and Ivory) and are sold in packs of 10 with a 10 year warranty.

**Pack Size:** Packs of 10 or part of bundles.

**Colours:** Green, ivory and brown.

**Size:** 60mm (h) x 34mm (w)






### **RAMP**

The universal shed ramp is a tough, metal ramp that will fit most Asgard® sheds. This heavy-duty ramp helps you to load heavy items into your Asgard® shed with ease, making maneuvering heavy and bulky items in and out of your shed effortless. The ramps are easy to install, simply slide the ramp under the shed and the weight of the unit will hold it in place, allowing the door to close over the top. The ramps are made from the same tough weatherproof steel as the units, for long lasting durability. You can choose a colour from our range to match your shed. The universal ramps are sold individually with a 10 year warranty.

**Pack Size:** Available individually or part of bundles.

**Colours:** Green, ivory and brown.

**Size:** 200mm (d) x 1350mm (w)



### **WOODEN SUBFLOOR**

All Asgard® steel sheds are built with a tough internal galvanised metal base, but no matter how careful you are, general day to day use may scratch the finish of your Asgard® shed floor. To keep your shed protected and in superb condition, we have created our wooden subfloor packs. These protective wooden floors not only protect the finish they also help to reduce noise inside the storage unit. The floor simply drops into place over the integral metal floor, so fitting is easy with no tools required! Each subfloor pack is pre-cut to the exact size to fit your unit.

**Pack Size:** Available individually or part of bundles.

**Colours:** Natural

**Size:** Various to fit unit.



### **TOOL RAIL**

Tool rails are available for a selection of Asgard® garden sheds. Our tool rails have been designed to give you even more storage space and allow you to organise your gardening tools in a neat and tidy manner. Our tool rails are made from the same strong, galvanised steel as our units, giving you unbeatable strength. They are also available in a choice of colours to match your Asgard® shed. As with all of our metal shed accessories, our tool rails are very easy and simple to fit with pre-drilled holes and all the screws provided.

**Pack Size:** Available individually or part of bundles.

**Colours:** Green, ivory and brown.

**Size:** Various sizes available depending on unit.



# accessories.



## **BIKE STAND (SOLD INDIVIDUALLY)**

With pre-drilled holes, installing these 2 bike stands couldn't be simpler. With the use of a socket wrench and drill, these bike stands install quickly and easily with minimal effort. They are only available in the one colour (as seen in the images) and come provided with all necessary nuts and bolts for fitting.

**Pack Size:** 1

**Colours:** Grey

**Size:** To fit width of compatible unit



## **BIKE RACK (4 OR 6 BIKES)**

The bike rack is made from tough, galvanised (weatherproof) steel - made from 18 gauge steel (1.2mm). This retrofit bike rack will hold up to 6 bikes inside your Asgard® Gladiator bike shed or 4 in your Centurion bike shed. Designed as a customer fit, this rack will fit into your Asgard® shed in minutes\* using only minimal tools. Fitting this Bike rack couldn't be easier. Select where you want the wheel holders to be situated, use the supplied nuts and bolts to secure the wheel holders to the back plate. Then simply remove 3 existing screws from your shed, line up the holes on your new Asgard® bike rack, and refit. Now you have a full bike rack inside your shed.

**Pack Size:** 2

**Colours:** Green, ivory and brown.

**Size:** To fit width of compatible unit



## **METAL BIKE RACK (1 BIKE)**

Made from heavy-duty, galvanised steel this bike rack will fit into any\* Asgard® shed. With this simple retrofit pack you can turn any\* Asgard® garden shed into a secure bike storage shed. Designed to be a home fit, the heavy-duty rack can be fitted into your Asgard® shed in minutes\* - using only a screwdriver. Simply choose the position where you would like to hang your bike (varies depending on shed model) unscrew existing fittings and fix the rack – simple.

\* Fits the Trojan Plus, Centurion, The Gladiator and selected Flexistore sheds only.

**Pack Size:** 1 Metal Bike Rack

**Colours:** Green, ivory and brown.

**Size:** 580mm (h) x 284mm (d)





### **GROUND ANCHOR**

Ground anchors offer the best in bike and motorcycle security. These ground anchors are tough, hardened metal covers or loops are bolted to the ground for maximum resistance against theft. Ground anchors can be used in all of our bike sheds for even more security. Simply drilling through the integral shed base and fixing the anchor into a 100mm deep base - please read the instructions supplied with your anchor and shed for full details. Many of our ground anchors are sold secure rated (and approved by insurance companies) - suitable for cycles or motorbike users.

**Pack Size:** 1  
**Colours:** N/a  
**Size:** N/a



### **LOCKS**

With a stainless steel body and exceptional design, the Stainless Steel High Security Disc Padlock combines corrosion resistance and high security. This level 8 rated lock is suitable for our Access and Access plus garden and bike sheds. When the disc padlock is in the locked position, the distinctive shape offers protection to the shackle from most forms of attack. This low cost anti-theft device is ideal to keep your shed locked safe and secure, giving you the high security protection you need. With a useful Keyed Alike feature - 2 padlocks operate with the same key offering a convenient solution where the padlocks on multiple doors can be secured with only one key thereby eliminating the need to carry more than one key.

**Pack Size:** Pack of 2  
**Colours:** Stainless Steel  
**Size:** One size



# from the pros...



## CYCLING PLUS

### REVIEWING THE ADDITION BIKE SHED

Cycling Plus magazine rated our store 9/10 and wrote, "The best bike storage we've seen by a long way. Storage is always a problem for cyclists. Our bikes are often the second most valuable items we own after the car – sometimes they're worth a lot more – so we tend to bring them into the house. But bikes just aren't designed for leaning up in hallways or stuffing under beds. So if you're fed up tripping over your bike around the house and want to keep it and all the other mucky cleaning, tweaking and riding paraphernalia outside the house where it won't get nicked – one of Asgard's bike stores could be what you're after."

### Ealing Cycling News

### REVIEWING THE ADDITION BIKE SHED

'First impressions are good, the unit really does fit 3 bikes as the photographs show the shelving unit makes a big difference to store the usual stuff. The unit feels rock solid and very secure and the lock should be enough to deter most people. The model up allows you to add your own padlock. The whole thing can be secured further by using ground bolts and there are optional ground anchors too...'. "I prefer this over the Trimetal model, the shelving and hooks are a nice touch and not being top opening means you can store things on top of it.'

David Eales

## MOTOR CYCLE M O N T H L Y

### REVIEWING THE CENTURION

It's big, expensive and tough - but it can also get bigger with a series of extension packs. Ideal if you're a collector or someone with a large tourer. It's the only bike shed that is UK locksmith approved and - better still - the size and weight means that if you have your bike stored in this overnight, your insurers class it as 'garaged'.





# The Telegraph

# Cycling WEEKLY

## REVIEWING THE ANNEXE

'This is a beast of a bike shed. Comes in green or ivory it can store three bikes (including, and I've tried, bikes with baskets), plus helmets, shoes and all other cycling paraphernalia. The shed is made from thick galvanised steel panels (11 in total), more than 150 screws, brackets and fixing devices and has a heavy-duty integral metal, 5-point locking system; the main lock is a Euro cylinder which is claimed to be pick-and-drill resistant. It needs around 2 square meters of outdoor space and a flat, concrete surface to sit on. Asgard can construct it for you - but if you try it yourself you will need a powerdriver screwdriver and a friend to help.

**road.cc**  
pedal powered

## REVIEWING THE ANNEXE BIKE SHED

'It is as solid as it looks. It's made from 1.2mm thick galvanised steel panels and weighs an impressive 103kg. It's not going anywhere easily, and for further security the metal base can be bolted to the floor. There's a three-point locking system, and the main lock is a Euro cylinder claimed to be pick-and-drill resistant. It arrived flat packed on the back of a lorry. There's quite a few pieces, and the biggest bag of bolts I've ever seen in my life. Fortunately my fear at constructing it proved unfounded, the instructions are easy to follow and it goes up easily in a short space of time.'

## REVIEWING THE ANNEXE BIKE STORAGE

'We were really impressed with the Asgard Annexe we featured in the February 24 issue with its room for up to three bikes. But knowing you lot as well as we do, we also know that most will own more than three bikes (don't worry your secret is safe with us!). Which got us to thinking about what we would do if we wanted to store more. Enter the Asgard storage garage... With a floor area measuring five foot by nine, it'll hold quite a few more than three bikes. In fact it's almost high enough to stand in and can be fitted with a hook rail and shelf so there are several options when it comes to storing bike stuff in it.'



## REVIEWING THE ANNEXE

'Its credentials looked good on paper: 5-point locking system, with reinforced doors, panels and hinges etc.. In addition and it has received LPCB approval. We wanted to test out how strong it was and how much of a beating it would take. As a result we decided to give the Annexe a going over with a hammer, crank and screwdriver (basic tools in a bike thief's armoury) to see what it could withstand. You can check out how we, and the Annexe, got on in our video. Conclusion: It is green, made of steel, heavy-duty and can withstand a proper pounding. We know because we tried to give it one!'







# RiDE

## MOTORCYCLE SPORT & LEISURE

### REVIEWING THE MOTORCYLCE

'Spending £1300 on a metal garage is a serious decision, especially when the same amount of money could buy one hell of a wooden shed. But after a few months using this Asgard garage I've been converted. If security is an issue then this could be the answer. Secure locks give the doors a sturdy feel, and steel sides and roof would defeat all but the most serious of tools. The interior has a plug socket and vents so wet bikes can dry and there's a shelf for your helmet. It's designed for one bike but you could squeeze two bikes in. It only takes up minimal room, but needs a concrete or slab base.'

### REVIEWING THE MOTORCYCLE PLUS

'Asgard is a company based in Bradford, that makes high quality, steel sheds and garages in all kinds of sizes. I've got a couple of mates who have on it its units and so I've seen the quality first hand. The Motorcycle-Plus unit looked perfect for me – big enough (5ft wide x 10ft 9in deep x 6ft 7in tall) for two bikes, counts as a garage for insurance purposes (and is a darn sight more secure than most up-and-over garage doors), but needs no planning permission. At £1199, it's a lot cheaper than building a garage too.'



### REVIEWING THE MOTORCYCLE GARAGE

'The Asgard Motorcycle Garage was put through rigorous testing by the UKLA to analyse the overall security and build quality. From delivery through to self assembly. The UKLA did it all. We are happy to report the Asgard motorcycle garage did pretty well indeed!! The Asgard motorcycle garage has been designed and manufactured here in the UK (Yorkshire) to the highest standards and represents the best in home grown UK engineering and manufacturing. Made from fully galvanised steel, this weatherproof motorcycle garage features a drill and pick resistant lock, a fantastic 5 point locking system and dead bolts!'





## Singletrack

mountain bike magazine

### REVIEWING THE CYCLE STORAGE X 8

“The level of detail included in the build is impressive and it comes with everything you need, though it must be sited on either concrete foundation or solid patio, The lock on the door is a triple point contact system using Yale-style cylinder keys. You can also buy a wireless infra-red alarm from Asgard, and if anyone were to try and break in, the fact is essentially a huge steel drum means they at least won't be able to do it in silence. Overall if you are a typical domestic male you will be in shed heaven with the Asgard. The level of security it offers is second only to a well- padlocked shipping container.”



## DESCENT WORLD

### REVIEWING THE ACCESS BIKE STORAGE

“Usability of the unit is top notch. Access is gained through large double front doors as well as the whole roof of the unit lifting up making getting bikes in and out a breeze. The inside itself is particularly spacious, initial concerns that 4 bikes was a little optimistic proved unfounded with 4 bikes fitting with ease along with my strimmer and tool boxes!...” “For those of you used to having your bikes inside your house will of course be concerned about protection from the elements. No concerns here, all access points are well shielded from the elements and the galvanised steel construction should give great protection over time.”





---

Asgard Steel Storage  
1392 Leeds Road, Bradford, BD3 7AE

**08456 580 730**

Order Online: [www.asgardsss.co.uk](http://www.asgardsss.co.uk)

