



# Bespoke Windows London

*Your best windows & blinds...*

TIMBER BROCHURE



Timber  
Windows  
And Doors



# ABOUT US

Bespoke Windows London Ltd was established in 2012. We are the top choice for Clients looking for exclusive timber & aluminium doors and windows.

We have gathered a team of experts and developed a wide trading network, which allows for continuous improvement. We are a modern company using high-tech solutions.

Vast technical possibilities, knowledge and experience of our team of experts allows us to meet even the most difficult requirements. Our goal is to offer the highest quality possible within minimum time.

We provide you with perfect timber doors and windows, as well as competitive delivery dates to any place within the European Union. We guarantee high quality products due to the quality materials, modernisation of our assembly lines and the improvement of processing methods and team organisation. Our timber doors and windows offer much, much more.

They are an exquisite decoration to every house or office. The rooms seem more comfortable, quiet and safe. Apart from sales, our company offers professional assembling services so you may enjoy our products for many years hassle free.

---

# SASH WINDOWS



Our bespoke sash windows maintain the old craftsmanship beauty using modern day technology. Our windows are perfect for traditional properties where you can maintain the appearance but higher security, soundproofing and energy saving to your home.

All our windows come in standard as double glazed with a slim double-glazing option possible where you minimise the thickness of the glass for a cleaner look while maintaining good energy rating.

All sash windows are open by sliding either upward or downward. This makes it extremely functional as it doesn't take up a lot of space compared to a casement window which opens inwards or outwards

There are two types of sash windows, balance and counter-balance which are systems that use springs or weights respectively. The counter balance tend to have a more traditional look due to the visible rope and pulley that mechanise the window.

This tends to result in a thicker frame compared to the balance sash windows as the mechanism takes up more space. On the other hand, balance windows are operated by a spring system which is hidden inside the sash frame and therefore takes up a smaller amount of space.

This results in the frame being thinner, giving you a wider area of natural light entering your property.

**Structure:** single frame, timber

**Timber:**

- ✓ Pine
- ✓ Oak
- ✓ Meranti

**Thickness:**

**Balance:** Frame profile 150 x 55 mm; sash profile 55 x 52 mm

**Counterbalance:** Frame profile 150 x 95 mm; sash profile 55 x 52 mm

**Slimline:** Frame profile 150 x 95 mm; sash profile 45 x 60 mm

**Glazing:** one chamber double glazed Ug= 1,1 W/m2K coefficient

**Options:**

- ✓ Anti-burglary glass
- ✓ Anti-reflective glass
- ✓ Acoustic glass
- ✓ Sandblasted and Decorative glass
- ✓ Self-cleaning glass
- ✓ Triple glazed

**Ironmongery:** Ironmongery by a renowned companies such as Mighton, Caldwell, Westward, Roto

**Colours:**

- ✓ azure keeps evident structure of the wood
- ✓ obscure in complete RAL colour chart
- ✓ 7-layer paint system of ecological paints by the Finnish company Teknos or the Dutch company Sikkens
- ✓ Carpentry single or dual colour

**Insulation:** Ug= 1.0 (W/m2K)

**Gaskets:** Q-Ion by Schlegel

**Opening:** sliding

**Georgian bars (optional):**

- ✓ Glued on both sides
- ✓ Internal
- ✓ Structural

**Ancillaries:** Horns, sashes locked with a key, decorative ironmongery, fasteners with key, trickle- vents, opening restrictors

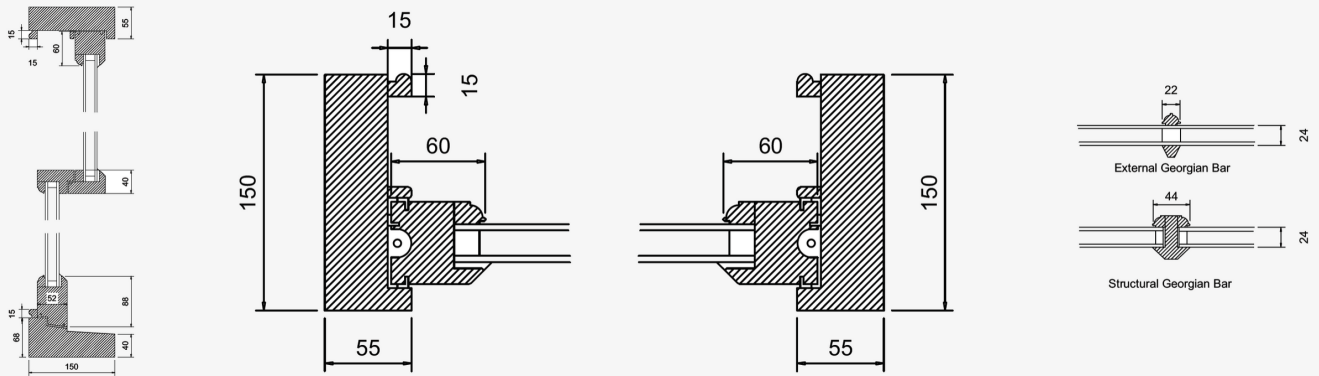
## Counter Balance



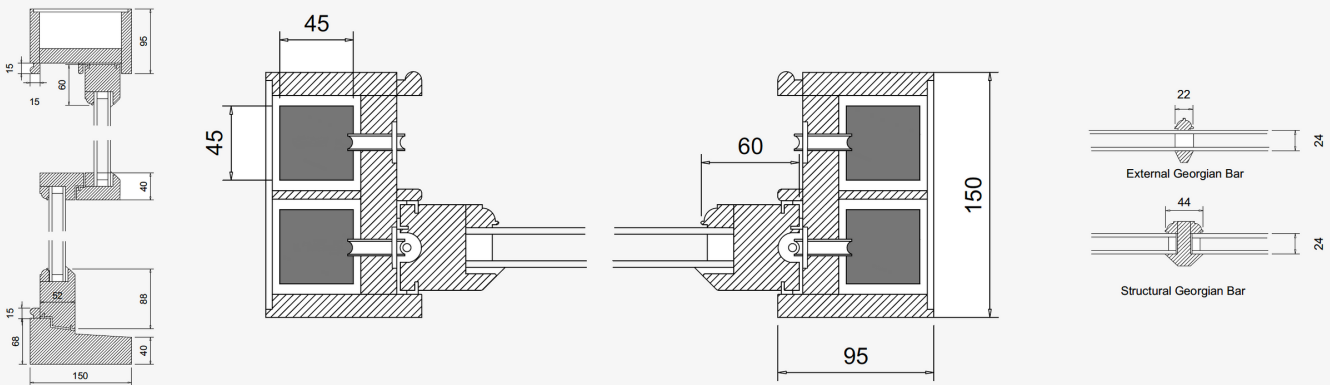
## Balance



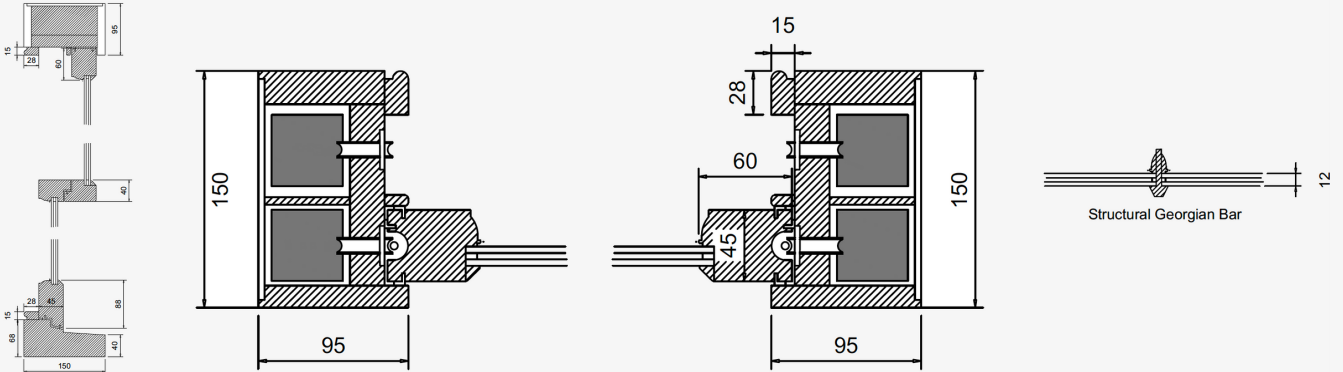
# Balance Profile



# Counter Balance Profile

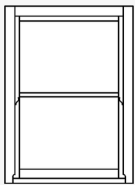


# Slimline Profile

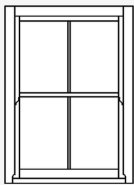




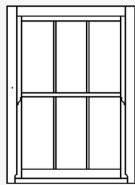
# Sash Style



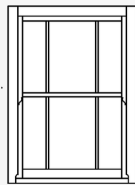
NON BAR



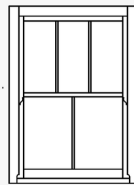
CENTRE BAR



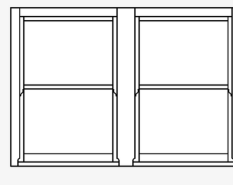
THREE LIGHT



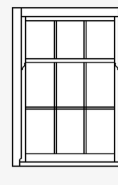
MARGINAL 3 LIGHT



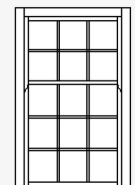
ASYMETRIC



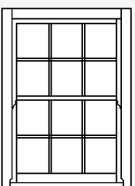
COUPLED STYLE 2



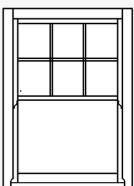
1/3RD SPLIT



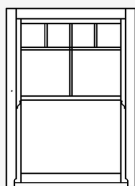
2/5RD SPLIT



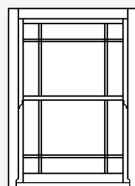
FULL GEORGIAN



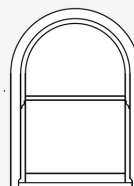
HALF GEORGIAN



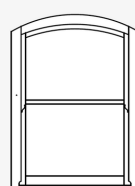
GEORGIAN VARIANT



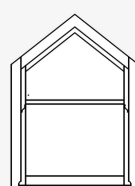
MARGINAL BORDING



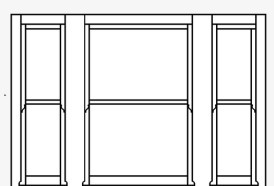
TRUE ARCH



SWEPT HEAD



TRIANGULAR



COUPLED STYLE 3

---

# CASEMENT WINDOWS



Our bespoke casement windows can be made to any specification requested giving you the freedom and comfort to design your unique product. Our sturdy windows are available in both engineered softwood and hardwood which can be painted any RAL colour or left in its natural wood grain finish. Dual colour options are available. All our products are painted with 7 coats of paint leaving it with a clean, smooth finish.

Our years of experience and combining the knowledge of traditional craftsmanship and latest technology provides our products maximum insulation and durability. We truly believe that we are the best on the market

We offer a wide range of glazing options of patterns/finishes to satisfy your needs. Our double-glazed windows come with great energy performance ensuring your home loses minimum amount of thermal energy and giving you great acoustic performance.

Our products are bespoke made taking into consideration all customer needs and preferences.



**Structure:** Open outward

**Timber:**

- ✓Pine
- ✓Oak
- ✓Meranti

**Thickness:** Frame thickness: 95/57mm; Sash thickness: 52/55mm

**Glazing:** Standard - thermofloat Ug= 1,1 W/m2K

**Options:**

- ✓ Anti-burglary glass
- ✓ Anti-reflective glass
- ✓ Acoustic glass
- ✓ Sandblasted and Decorative glass
- ✓ Self-cleaning glass

**Ironmongery:** Standard -Securistyle

**Optional:** Cobra anti-burglary ironmongery by WINKHAUS

**Colours:**

- ✓ azure keeps evident structure of the wood
- ✓ obscure in complete RAL colour chart
- ✓ 7-layer paint system of ecological paints by the Finnish company Teknos or the Dutch company Sikks
- ✓ Carpentry single or dual colour

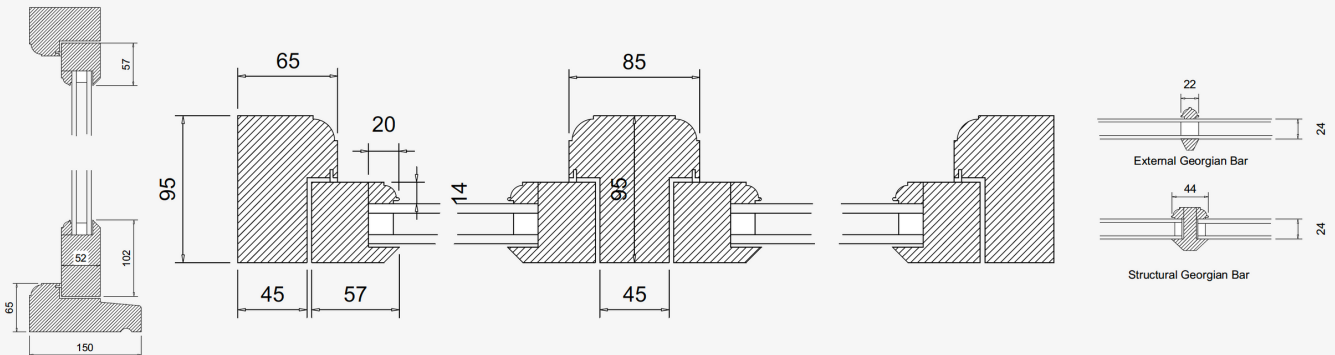
**Opening:** side-hung; tilting outward; fixed glazing

**Gaskets:** Q-Ion by Schlegel

**Georgian bars (optional):**

- ✓ internal
- ✓ glued on both sides
- ✓ structural
- ✓ traditional lead

**Ancillaries:** decorative ironmongery by Westward, Mighton, Pickard, trickle vents, opening restrictors, frame extension, handles with keys, window sills, head drips



---

# TILT & TURN WINDOWS



Tilt and Turn windows are a dual action inward opening timber casement window. The bottom hinge of the window allows the user to slightly open the casement to allow some ventilation while maintaining security allowing you to sleep at night. The side hinges allow for fully opening the window inwards for easy cleaning and maximum ventilation. Solid timber construction coupled with high thermal and acoustic insulation are among its many advantages. The system is easy to maintain, which guarantees its long life. The window may have one or more sashes.

Our tilt and turn windows can be manufactured in both hardwood and softwood with any RAL colour with dual colour options available. All are products are coated seven times leaving it with a clean, smooth finish. These wide range of options lets you design your unique window to suit your property.

Our products are bespoke made taking into consideration all customer needs and preferences.

**Structure:** Open outward

**Timber:**

- ✓Pine
- ✓Oak
- ✓Meranti

**Thickness:** Frame thickness: 95/57mm; Sash thickness: 52/55mm

**Glazing:** Standard - thermofloat Ug= 1,1 W/m2K

**Options:**

- ✓ Anti-burglary glass
- ✓ Anti-reflective glass
- ✓ Acoustic glass
- ✓ Sandblasted and Decorative glass
- ✓ Self-cleaning glass

**Ironmongery:** Standard -Securistyle

**Optional:** Cobra anti-burglary ironmongery by WINKHAUS

**Colours:**

- ✓ azure keeps evident structure of the wood
- ✓ obscure in complete RAL colour chart
- ✓ 7-layer paint system of ecological paints by the Finnish company Teknos or the Dutch company Sikkens
- ✓ Carpentry single or dual colour


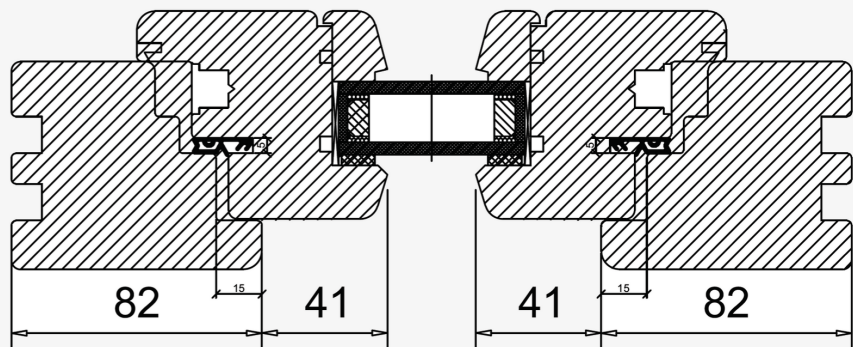
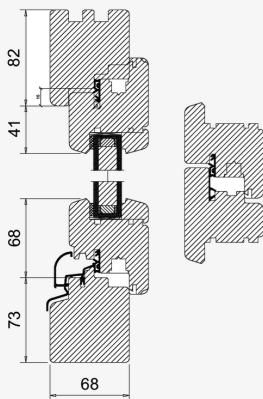
**Opening:** side-hung; tilting outward; fixed glazing

**Gaskets:** Q-Ion by Schlegel

**Georgian bars (optional):**

- ✓ internal
- ✓ glued on both sides
- ✓ structural
- ✓ traditional lead

**Ancillaries:** decorative ironmongery by Westward, Mighton, Pickard, trickle vents, opening restrictors, frame extension, handles with keys, window sills, head drip



---

# FRENCH WINDOWS



French Windows offer various arrangement opportunities, as well as freedom and comfort. They are basically the same as any other casement window but the big difference is the exclusion of the mullion bar. This gives you a wide opening with nothing blocking your beautiful view in the middle. Our sturdy windows are available in both engineered softwood and hardwood which can be painted any RAL colour or left in its natural wood grain finish, dual colour options are available. All our products are coated seven times leaving it with a clean, smooth finish.

Our years of experience and combining the knowledge of traditional craftsmanship and latest technology give our products maximum insulation and durability. We truly believe we are the best in the market. We offer a wide range of glazing options of patterns/finishes to satisfy your needs. Our double-glazed windows come with great performance ensuring your home loses minimum amount of thermal energy and give you great acoustic performance.

**Structure:** No mullion to divide two units of a window

**Timber:**

- ✓ Pine
- ✓ Oak
- ✓ Meranti

**Thickness:** Frame: 95/57mm; Sash: 52/55mm

**Opening:** side-hung; tilting outward; fixed glazing

**Optional:**

- ✓ Anti-burglary glass
- ✓ Anti-reflective glass
- ✓ Acoustic glass
- ✓ Sandblasted and Decorative glass
- ✓ Self-cleaning glass
- ✓ Ironmongery: Standard, Securistyle
- ✓ Cobra anti-burglary ironmongery by WINKHAUS

**Colours:**

- ✓ azure keeps evident structure of the wood
- ✓ obscure in complete RAL colour chart
- ✓ 7-layer paint system of ecological paints by the Finnish company Teknos or the Dutch company Sikkens
- ✓ Carpentry single or dual colour

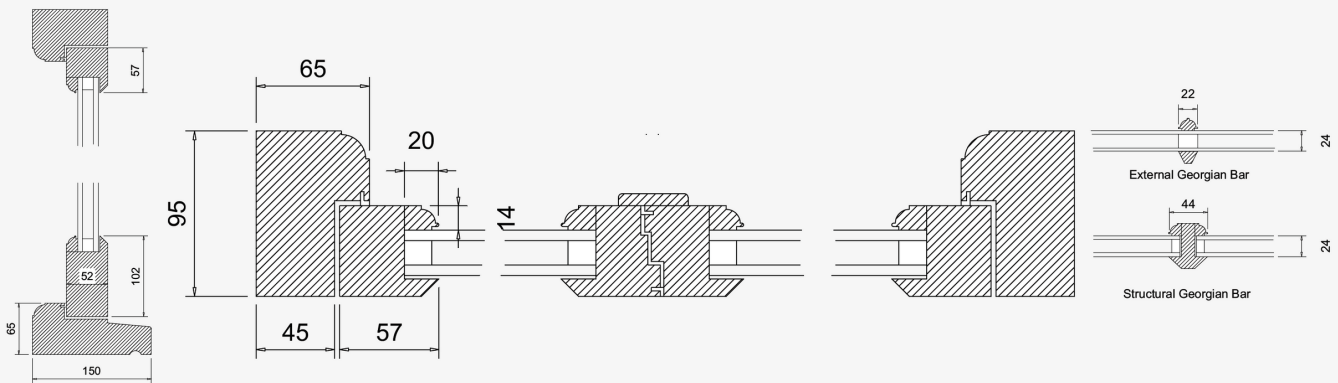
**Gaskets:** Q-Ion by Schlegel

**Glazing:** Standard - thermofloat,  $U_g=1,1$  W/m<sup>2</sup>K

**Georgian bars (optional):**

- ✓ internal
- ✓ glued on both sides
- ✓ structural
- ✓ traditional lead - leads

**Ancillaries:** decorative ironmongery by Westward, Mighton, Pickard, trickle vents, limit stop, frame extension, handles with keys, window sills, head drips

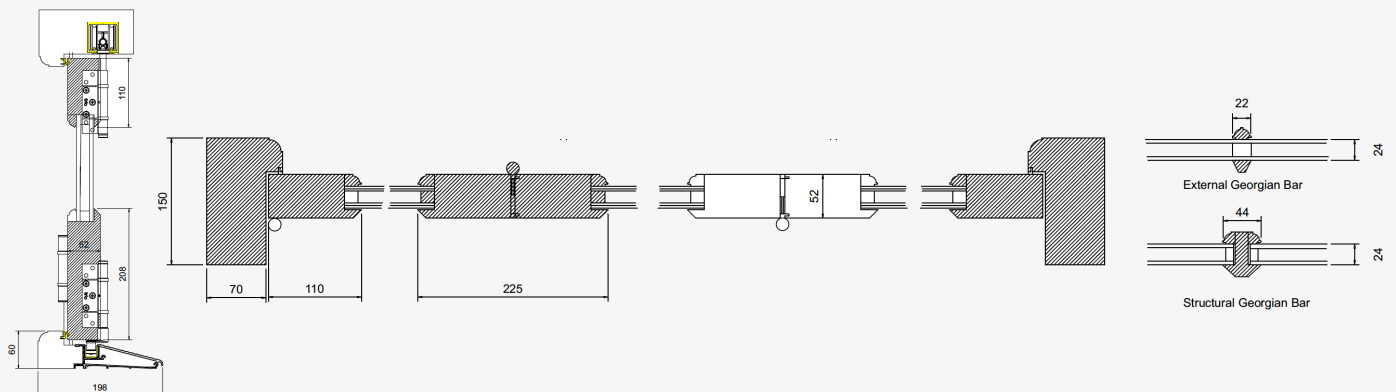


# BI FOLDING DOORS



Our Bi-fold doors are made to increase your living space and integrate your interior with the outside. Bi-fold doors open by stacking up neatly on the inside or outside depending on request. Perfect use for hot summer days allowing you to maximise ventilation and join your living room with your garden.

We offer a range of timbers for our doors which can be finished in any RAL colour. All products are double glazed to give great thermal and acoustic performance. All our windows and doors are bespoke so every little detail can be changed by you to suit your needs.



**Timber:**

- ✓ Pine
- ✓ European and American oak
- ✓ Meranti

**Structure:** Folding doors

**Thickness:** Profile thickness 68mm

**Opening:** Inward or outward

**Glazing:** Double glazed

- ✓ Laminated glass
- ✓ Toughened glass
- ✓ Decorative glass
- ✓ Glass of increased durability
- ✓ Sound proof glass

**Ironmongery:** BRIO

**Colours:** Teknos and Sikkens- ecological water-dilutable, azure or obscure

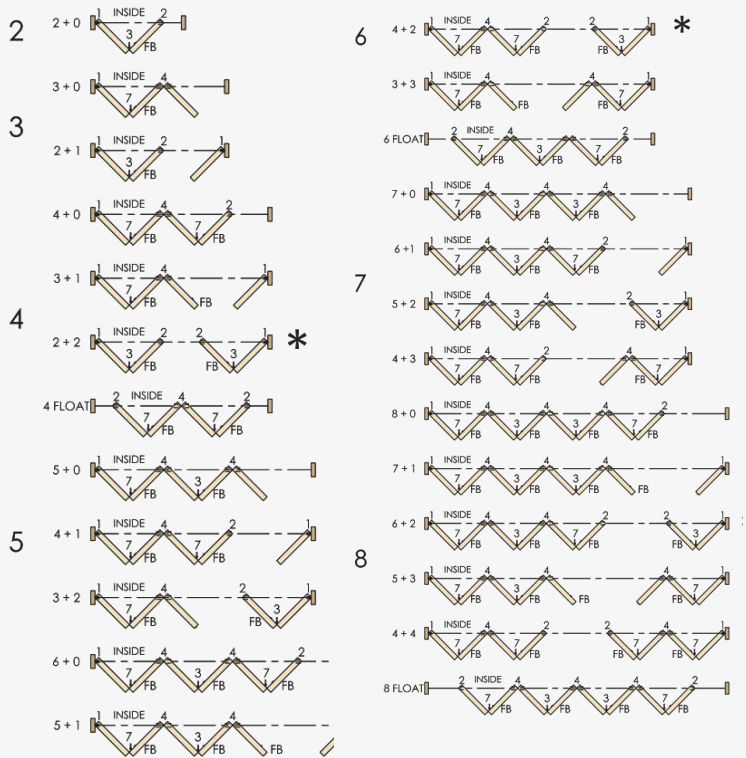
**Gaskets:** Q-Ion by Schlegel

**Georgian bars (optional):**

- ✓ Glued in different sizes and profiles
- ✓ Internal
- ✓ Structural

**Ancillaries:** Trickle vents, milled battens, decorative corbels

**Opening Types:**



---

# SLIDING DOORS



The great thing about sliding doors is the frame design allowing it to be mostly made out of glass, allowing the maximum amount of light into your interior. Such sliding doors give a unique impression of an open and greater space because they allow for glazing a wall of up to 19 metres. This gives you an opportunity to arrange your apartment without any restrictions.

They are extremely functional and easy to use. Due to a low threshold we may move about more freely, which is important in case of young children, elderly and disabled people. Big window sashes and their weight are not a problem. Operation is very simple and requires little physical strength.



As all our products are bespoke, we offer a wide range of sliding configurations to suit the layout of your room. Any RAL colour options are available with different glazing possibilities also.



**Timber:**

- ✓ Pine
- ✓ Meranti
- ✓ Oak

**Structure:**

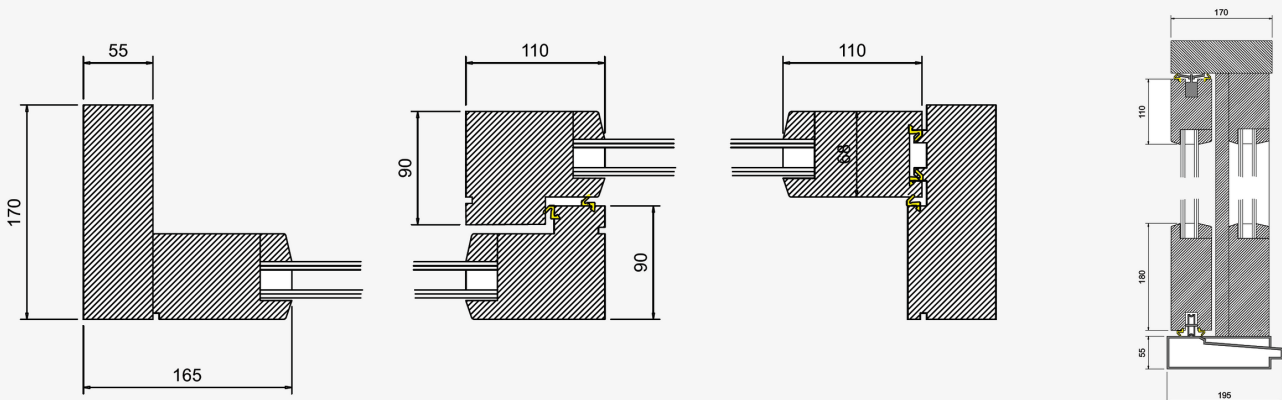
- ✓ Sash: 68/115 mm thick
- ✓ Frame: 170 mm thick
- ✓ Low aluminium threshold ( 5mm above the floor)

**Opening:** sliding doors**Glazing:** Standard: thermofloat Ug= 1,1 W/m<sup>2</sup>K**Options:**

- ✓ Anti-burglary glass
- ✓ Anti-reflective glass
- ✓ Acoustic glass
- ✓ Self-cleaning glass
- ✓ Triple glazed

**Ironmongery:** by a renowned GU company**Colours:**

- ✓ azure keeps evident structure of the wood
- ✓ obscure in complete RAL colour chart
- ✓ 7-layer paint system of ecological paints by the Finnish company Teknos or the Dutch company Sikkens
- ✓ Carpentry single or dual colour

**Gaskets:** by Hoppe

---

# FRENCH DOORS



Our traditional French doors is an elegant solution for patios or balconies, combining modern day technology and original craftsmanship creating a beautiful design with top thermal performance and security. They bring you one step closer to the outdoors, bringing in more natural light and beauty into your living space. French doors can open both inwards and outwards.



As usual we offer our products with a range of timbers that can be finished in any RAL colour. Several glazing options are available such as acoustic glass to reduce the outside noise or laminated glass which will provide you with extra security.

Our production process ensures that your door will have long lasting weather proofing and great protection due to our top of the range timbers and finishing techniques.

**Timber:**

- ✓ Pine
- ✓ European and American oak
- ✓ Meranti

**Structure:** double French door

**Thickness:**

- ✓ Frame 95/57
- ✓ Sash 52/110

**Opening:** double French door with a movable mullion

**Glazing:** Double glazed

- ✓ Laminated glass
- ✓ Toughened glass
- ✓ Decorative glass
- ✓ Glass of increased durability
- ✓ Sound proof glass

**Ironmongery:** Simonswerk, YALE hatchet, 2 hooks, 1 insert

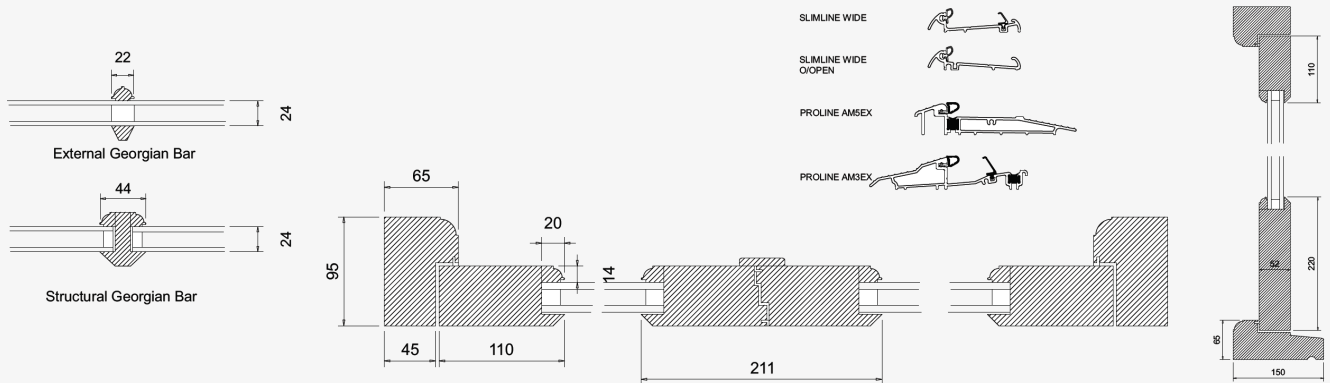
**Colours:** Teknos or Sikkens- ecological water-dilutable, azure or obscure.

**Gasket:** Q-Ion by Schlegel

**Georgian bars (optional):**

- ✓ Glued in different sizes and profiles
- ✓ Internal
- ✓ Structural

**Ancillaries:** Trickle vents, milled battens, decorative corbels



---


# FRONT DOOR



At Bespoke Windows London every style of entrance door is available at your request, We let you create the unique door you want. Available in a range of timbers and any RAL colour finish you want, with dual colour options available, letting you match the inside of the door with the colour of your internal doors. Our top of the quality paints ensures a long-life span with minimal maintenance required.

We also offer a wide range of glazing options with different glass patterns and colours to suit the look of your home and give you some privacy. A wide range of ironmongery is also available letting you create that door you want.

Our doors provide you with a sense of safety and security due to our top of the range locking mechanism and highly sturdy and tough materials we use.



**Timber:**

- ✓ Pine
- ✓ European and American oak
- ✓ Meranti

**Thickness:**

- ✓ Frame 95/57

**Glazing:** Double glazed

- ✓ Laminated glass
- ✓ Toughened glass
- ✓ Decorative glass
- ✓ Glass of increased durability
- ✓ Sound proof glass

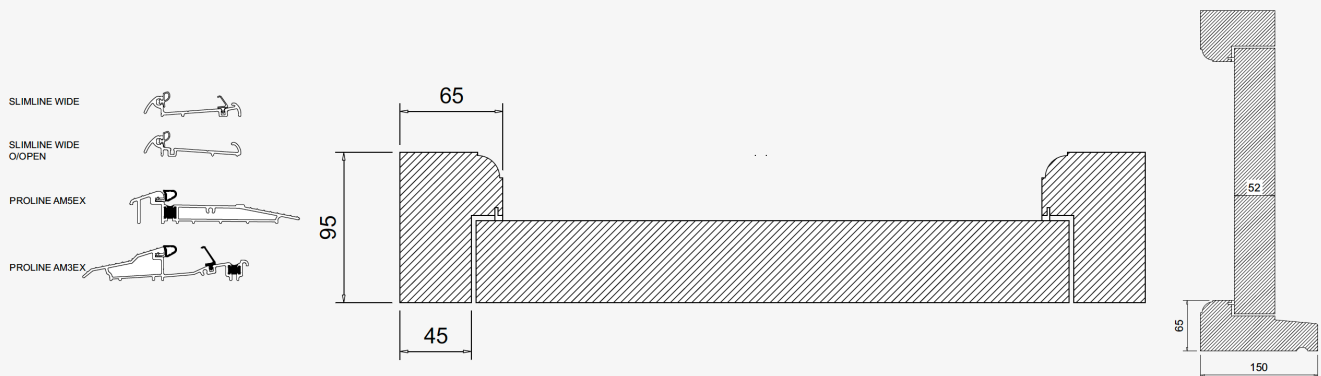
**Ironmongery:** multi lock, dead lock, nightlatch, peephole, letter box, knocker

**Colours:** Teknos or Sikkens- ecological water-dilutable, azure or obscure. RAL

**Gasket:** Q-Ion by Schlegel

**Georgian bars (optional):**

- ✓ Glued in different sizes and profiles
- ✓ Internal
- ✓ Structural



---

# INTERNAL DOOR



Our wide range of Internal doors is designed to provide some privacy and warmth. Changing or adding internal doors is a simple and quick solution to make your interior feel cosier and more private and even in some cases bigger. With a wide range of material options at Bespoke Windows London you can truly create your own unique door with different wooden and glass finishes. All our products can be finished in any RAL colour allowing you to maintain the colour of your interior.

We also offer a wide range of glazing options with different glass patterns and colours to suit the look of your home and give you some privacy. A wide range of ironmongery is also available really letting you create that door you want.

Our products are bespoke made taking into consideration all customer needs and preferences.

**Timber:**

- ✓ Pine
- ✓ European and American oak
- ✓ Meranti

**Glazing:** Double glazed

- ✓ Laminated glass
- ✓ Toughened glass
- ✓ Decorative glass
- ✓ Glass of increased durability
- ✓ Sound proof glass

**Colours:** Teknos or Sikkens- ecological water-dilutable, azure or obscure. RAL

**Gasket:** Q-Ion by Schlegel

**Georgian bars (optional):**

- ✓ Glued in different sizes and profiles
- ✓ Internal
- ✓ Structural



---

# TEXTURED GLASS

## Privacy Level 1




Warwick



Flemish

## Privacy Level 2



Chantilly



Reeded



Minster



Sycamore



---

# TEXTURED GLASS

## Privacy Level 3



Digital



Taffeta

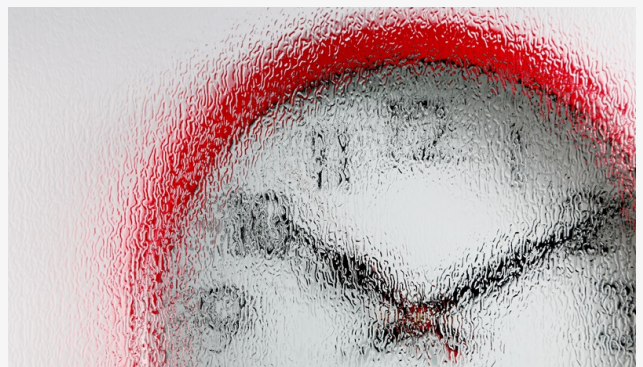


Autumn

## Privacy Level 4



Oak



Contora

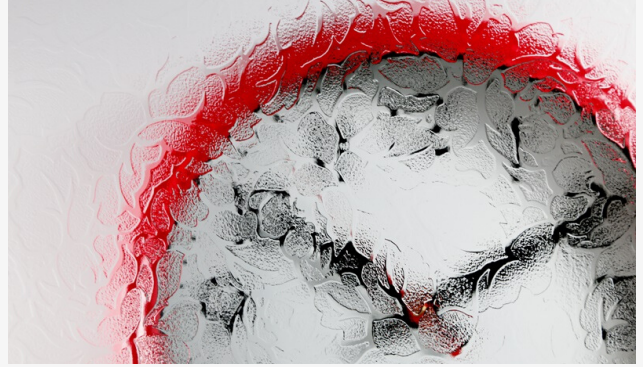
---

# TEXTURED GLASS

## Privacy Level 4




Charcoal Sticks



Florielle



Mayflower



Pelerine




Stippolyte


---

# TEXTURED GLASS

## Privacy Level 5



Everglade




Cassini



Tribal



Arctic



Cotswold

---

# HARDWARE

## Espagnolette Handles

*Inline Locking Handle*



Gold



Chrome



Satin Chrome



White

*Cranked Locking Handles*



White



Satin Chrome



Gold



Chrome

\*Both left and right hand options available

---

# HARDWARE

## Black Antique Furniture

### *Monkeytail Hook Handles*



Non-Locking



Locking



Espag

\*Both left and right hand options available



Casement Stay 8" 10" 12"

Dummy Hook



---

# HARDWARE

## From The Anvil



Shepherds Crook  
Espag



Monkeytail Espag



Handmade  
Peardrop Fastener



Locking Peardrop  
Espag



Shepherds Crook  
Fastener



Night-Vent Locking  
Monkeytail Fastener

\*Both left and right hand options available

---

# HARDWARE

## From The Anvil



Locking Stay Pin



Monkeytail Fastener

\*Both left and right hand options available



Shepherds Crook Stay 8"  
10" 12"



Monkeytail Stay 8" 10" 12"









Peardrop Stay 8" 10" 12"

# HARDWARE

## Sash

### Dee Handle

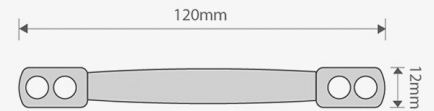
	Chrome		Brass
	Satin Chrome		Antique Brass
	Satin Nickel		White



Plated



Solid



### Ring Pulls



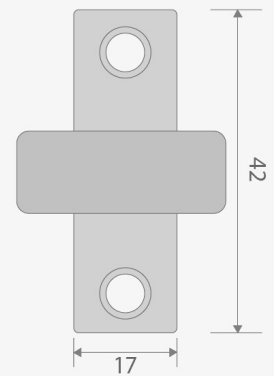
Solid



Plated



Ring



### Sash Lift



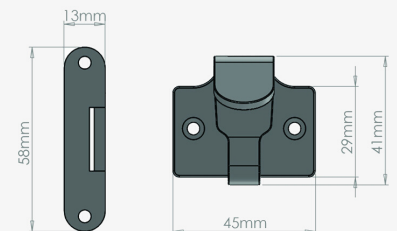
Plated



Solid









Latching





# HARDWARE

## Sash Pole

	Chrome		Brass
	Satin Chrome		Antique Brass
	Satin Nickel		White



Hook





Holder





1.2m Pine Pole Handle

## Locking Ventlock









## Push Ventlock



# HARDWARE

## Sash Ventlock

	Chrome		Brass
	Satin Chrome		Antique Brass
	Satin Nickel		White



Mig Stop



Mini Lock

## Weekes Stop



Square End



Round End

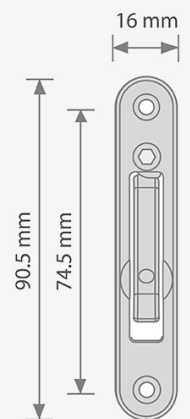
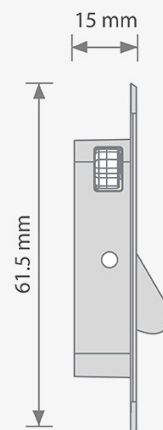
## Angel Ventlock



Non Locking



Locking









# HARDWARE

## Sash

Brighton Fasteners

Standard

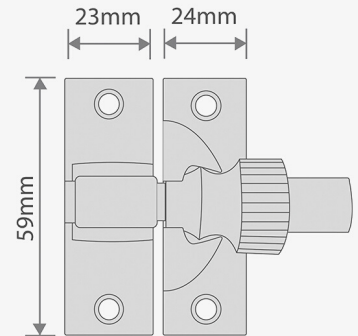
	Chrome		Brass
	Satin Chrome		Antique Brass
	Satin Nickel		White



Locking




Non-Locking



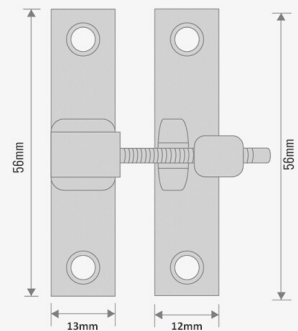
Mini



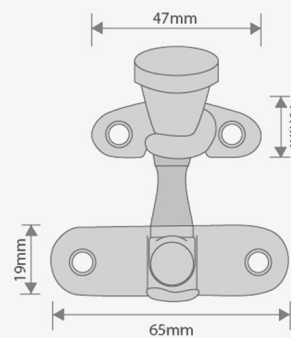
Locking



Non-Locking









Swing Arm



# HARDWARE

## Sash

### *Fitch Fasteners*

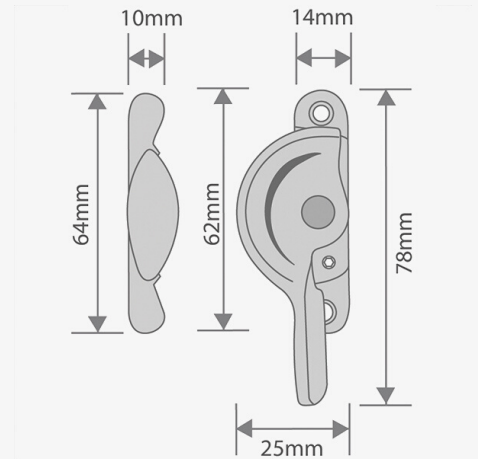
	Chrome		Brass
	Satin Chrome		Antique Brass
	Satin Nickel		White



Locking




Non-Locking



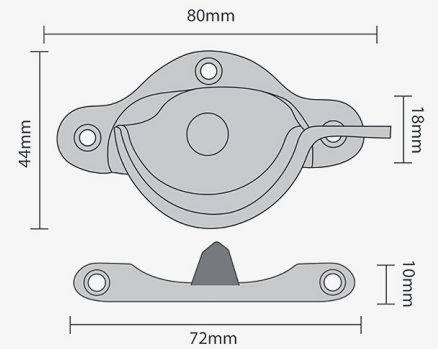
### *Heritage Fitch Fasteners*



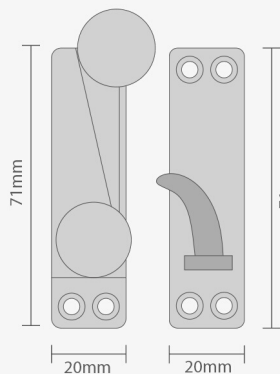

Locking



Non-Locking









### *Quadrant Fasteners*

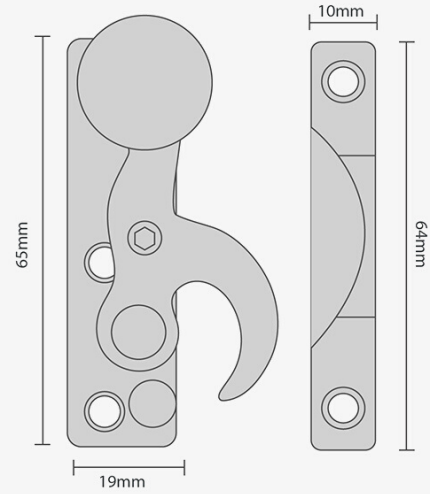


# HARDWARE

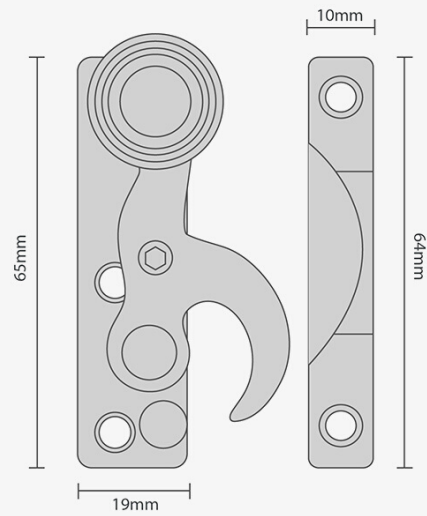
## Sash

### *Narrow Keep*

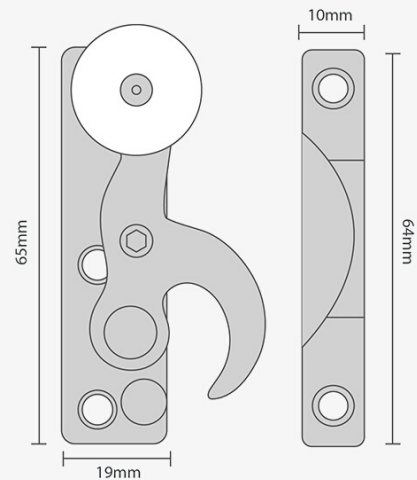
	Chrome		Brass
	Satin Chrome		Antique Brass
	Satin Nickel		White



### *Reeded Knob*









### *Ceramic Knob*

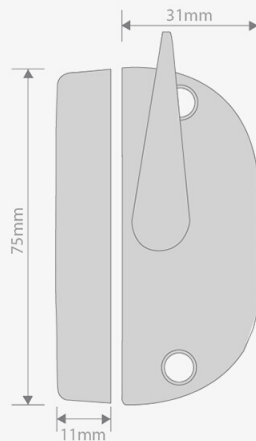


# HARDWARE

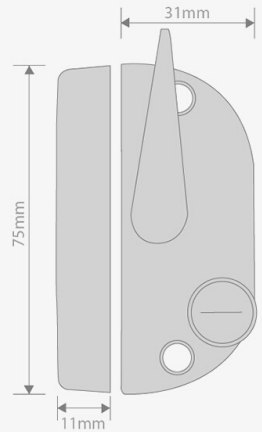
## Sash

*Securifitch*

	Chrome		Brass
	Satin Chrome		Antique Brass
	Satin Nickel		White



Non-Locking




Locking

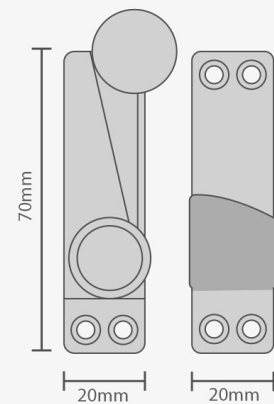
*Straight Arm*



Locking



Non-Locking



## Front Door

*Door Knobs*



Morello Centre  
- 70mm



Centre -  
82mm



Morello Octagonal  
Centre - 79mm

# HARDWARE

## Front Door

### Knockers



Chrome



Satin Chrome



Satin Nickel



Brass



Antique Brass



White



Elden Lion - 152 x 90mm



Ring - 107 x 77mm



Victorian Urn - 162 x 76



Victorian Ring - 127mm



Morello Doctor - 197mm



Morello Narrow - 155 x 36mm

### Letter Plate



Elden Plain - 254 x 90mm



Morello Tidy - 280 x 80mm



Morello Victorian Plain - 306 x 99mm

# HARDWARE

## French Door Handles



Chrome



Satin Chrome



Satin Nickel



Brass



Antique Brass



White




Balmoral Multipoint -  
92:62mm



Balmoral Scroll  
Multipoint - 92mm



Windsor Multipoint -  
92mm



Scroll Multipoint -  
92mm



Multipoint Lever -  
92mm



Balmoral Multipoint -  
92mm



# RAL COLOUR PALETTE

RAL 1000	RAL 1001	RAL 1002	RAL 1003	RAL 1004	RAL 1005	RAL 1006
RAL 1007	RAL 1011	RAL 1012	RAL 1013	RAL 1014	RAL 1015	RAL 1016
RAL 1017	RAL 1018	RAL 1019	RAL 1020	RAL 1021	RAL 1023	RAL 1024
RAL 1027	RAL 1028	RAL 1032	RAL 1033	RAL 1034	RAL 2000	RAL 2001
RAL 2002	RAL 2003	RAL 2004	RAL 2008	RAL 2009	RAL 2010	RAL 2011
RAL 2012	RAL 3000	RAL 3001	RAL 3002	RAL 3003	RAL 3004	RAL 3005
RAL 3007	RAL 3009	RAL 3011	RAL 3012	RAL 3013	RAL 3014	RAL 3015
RAL 3016	RAL 3017	RAL 3018	RAL 3020	RAL 3022	RAL 3027	RAL 3031
RAL 4001	RAL 4002	RAL 4003	RAL 4004	RAL 4005	RAL 4006	RAL 4007
RAL 4008	RAL 4009	RAL 4010	RAL 5000	RAL 5001	RAL 5002	RAL 5003
RAL 5004	RAL 5005	RAL 5007	RAL 5008	RAL 5009	RAL 5010	RAL 5011
RAL 5012	RAL 5013	RAL 5014	RAL 5015	RAL 5017	RAL 5018	RAL 5019
RAL 5020	RAL 5021	RAL 5022	RAL 5023	RAL 5024	RAL 6000	RAL 6001
RAL 6002	RAL 6003	RAL 6004	RAL 6005	RAL 6006	RAL 6007	RAL 6008
RAL 6009	RAL 6010	RAL 6011	RAL 6012	RAL 6013	RAL 6014	RAL 6015
RAL 6016	RAL 6017	RAL 6018	RAL 6019	RAL 6020	RAL 6021	RAL 6022
RAL 6024	RAL 6025	RAL 6026	RAL 6027	RAL 6028	RAL 6029	RAL 6032
RAL 6033	RAL 6034	RAL 7000	RAL 7001	RAL 7002	RAL 7003	RAL 7004
RAL 7005	RAL 7006	RAL 7008	RAL 7009	RAL 7010	RAL 7011	RAL 7012
RAL 7013	RAL 7015	RAL 7016	RAL 7021	RAL 7022	RAL 7023	RAL 7024
RAL 7026	RAL 7030	RAL 7031	RAL 7032	RAL 7033	RAL 7034	RAL 7035
RAL 7036	RAL 7037	RAL 7038	RAL 7039	RAL 7040	RAL 7042	RAL 7043
RAL 7044	RAL 7045	RAL 7046	RAL 7047	RAL 8000	RAL 8001	RAL 8002
RAL 8003	RAL 8004	RAL 8007	RAL 8008	RAL 8011	RAL 8012	RAL 8014
RAL 8015	RAL 8016	RAL 8017	RAL 8019	RAL 8022	RAL 8023	RAL 8024
RAL 8025	RAL 8028	RAL 9001	RAL 9002	RAL 9003	RAL 9004	RAL 9005
RAL 9010	RAL 9011	RAL 9016	RAL 9017	RAL 9018	RAL 9006	RAL 9007

---

# WARRANTY

The Company undertakes to use its best endeavours to provide the service and all goods stated overleaf.

Goods supplied by the Company have a warranty of:

- 10 Years for Pine and Meranti a timber window and door construction
- 25 years for Oak a timber window and door construction
- 5 years for the tightness of glazed glass
- 5 years for ironmongery
- 5 years for the coating
- 1 year for accessories mounted on windows and doors

The foregoing warranty covers only the doors and windows used properly and according to the user's manual.

The following requirements should be met in particular:

- rooms should be properly and regularly ventilated, air humidity in the room should not exceed 70%
- warm water with delicate washing agents should be used to clean doors and windows. Aggressive chemical
- or abrasive agents, such as vinegar, ammonia, etc. should not be used.
- coating should be preserved based on the Manufacturer's specifications

Warranty period is calculated from the moment the Customer collects the purchases goods. Rights resulting from

the Warranty Card are effective the moment all accounts with the Supplier are settled.

- Goods unpaid for are not included in the Warranty. Warranty expires when payments are not settled in due time.
- Warranty is issued when a Warranty Card and proof of purchase is submitted in the sales point or directly
- to the Manufacturer within 14 days of the date a flaw was detected. Claims must be submitted in writing.
- The Seller is obliged to answer a claim within 28 days.

Warranty does not involve the following:

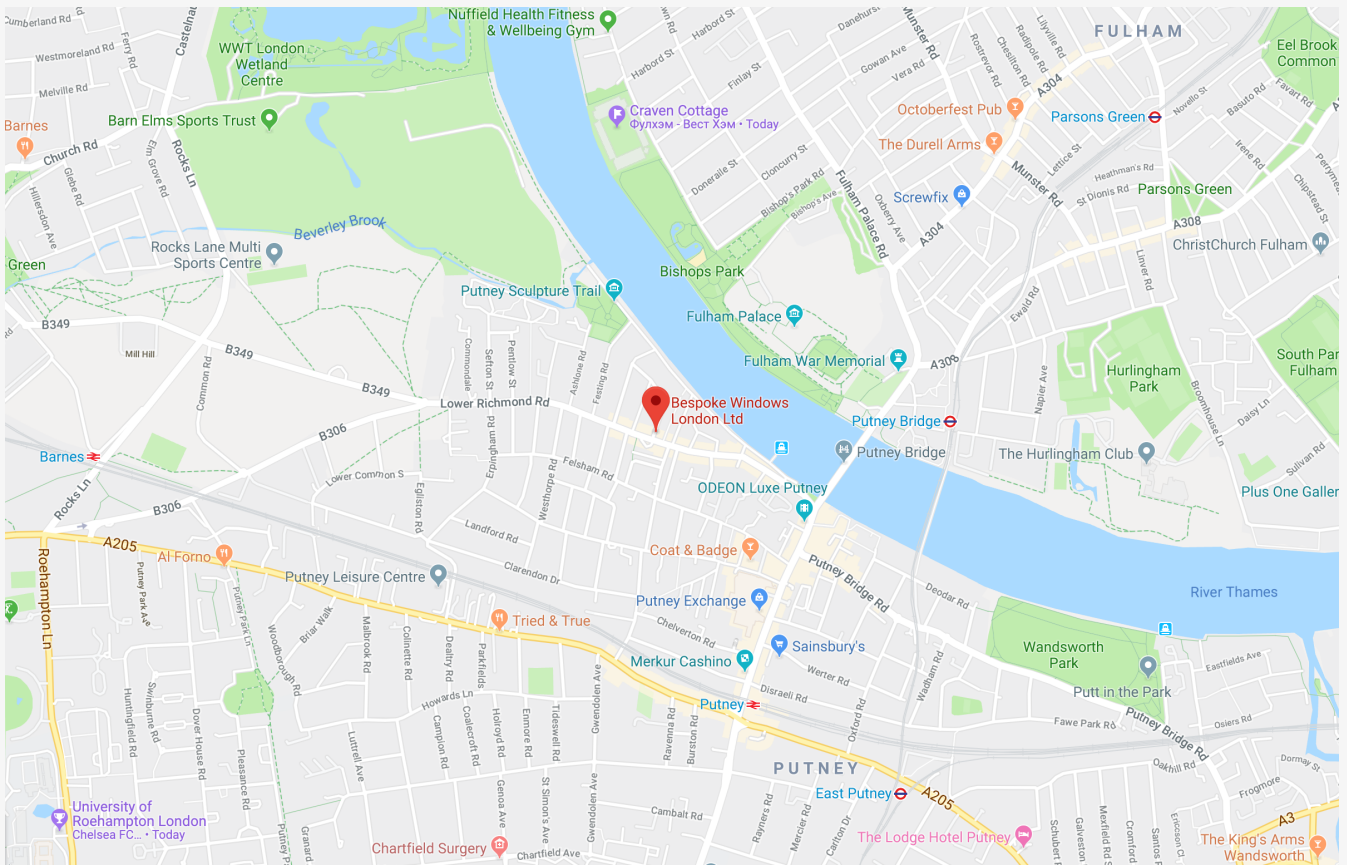
- goods with flaws or defects due to which the price of such goods was lowered
- goods with flaws, which are invisible after assembly and have no influence on the use value
- goods with flaws resulting from improper storage, assembly or use
- goods with discolorations or damage to the timber caused by the room humidity exceeding 70%
- goods with little glass defects indicated by the Manufacturer
- goods with damage to the coating, which was not caused by the Manufacturer (e.g. due to using adhesive tapes
- and washing agent or sharp tools not designed to washing)
- accidents beyond the Manufacturer's control and operation conditions (e.g. fire, flood, devastation, etc.)
- Manufacturer reserves the right to evaluate and qualify the damage.

Warranty is lost due to the following:

- individual alteration
- wrong assembly not according to the instruction
- Purchasing of the product means accepting its warranty conditions.
- The Customers' rights expire due to any window and door repairs and alterations performed in the warranty period
- by unauthorized person.
- In case of unjustified notifications, all service costs are born by the Ordering Party.
- Warranty is effective in all states within the European Union.
- In cases not covered by the foregoing warranty, regulation of Act dated 27 July 2012 regarding particular terms
- and conditions of consumer sale are effective (Journal of Acts No 141 item 1176)

Nothing in these conditions will reduce your statutory rights relating to faulty or miss-described goods and services. For further information about your statutory rights contact your Local Authority Trading Standards Department or Citizens Advise Bureau. Please visit our website for our full terms & conditions and full details on our warranties.

# VISIT US



Visit our showroom to see our beautiful  
windows and doors in person

62 Lower Richmond Road  
SW15 1JT, Putney

Also feel free to contact us by email or phone

Tel: 020 3417 7980  
Email: [info@bwl ltd.co.uk](mailto:info@bwl ltd.co.uk)  
[www.bwl ltd.co.uk](http://www.bwl ltd.co.uk)







@bwltd



@bwltd



Bespoke Windows London LTD

info@bwltd.co.uk | 020 3417 7980 | office@bwltd.co.uk  
020 3302 1441 | www.bwltd.co.uk |  
62 Lower Richmond Road | SW15 1JT | Putney | London



**Bespoke Windows London**  
*Your best windows & blinds...*