

John Wright
C O M P A N Y

HARDWARE CATALOG



John Wright Company
645 Lancaster Pike
New Providence, PA 17560
Toll-Free: 1-800-444-9364
Email: info@jwright.com
Web: www.jwright.com

John Wright Company is one of America's oldest producers of traditional cast iron hardware. We offer the nation's largest selection of heirloom-grade, authentic shutter hinges and shutter dogs along with full custom manufacturing capabilities.



John Wright Company's long history of quality cast iron products runs back over 135 years. John Wright began in 1947 and started to manufacture souvenirs and gifts on the banks of the Susquehanna River in Wrightsville, Pennsylvania. In the 1960s, through mergers and acquisitions, we acquired the complete product line of the Wrightsville Hardware Company, dating back to 1880.

In the 1980s, when market trends shifted away from cast iron toys and novelties, we began to focus on reproduction and shutter hardware. We know cast iron and that will always be our focus, but we have since branched out into steel and stainless steel hardware products too. In 2017, we added custom manufacturing capabilities to serve our customers' needs for special hardware parts in low volumes with quick lead times.

Over the years, John Wright has been located in Wrightsville, Mt. Joy, Lancaster, and now New Providence, Pennsylvania. Our move to New Providence in 2018 gave us 14,000 square feet and much greater opportunities for stocking more hardware and expanding our product lines.



Table of Contents

Page 5..... Explanation of Acme, Lull & Porter Shutter Hinges / Shutter Fasteners

Page 6-7 Acme, Lull & Porter Shutter Hinges / Clark's Tip Blind Shutter Hinges/ Screw sets

Page 8-9 New York Style Hinges / Straps

Page 10-11.. Special Purpose Straps / Circle & Bean Straps / Butt Hinges / Special Purpose Hinges

Page 12-13.. Colonial Romantic / Forged Colonial / Scroll Shutter Dogs / Shutter Dog Hardware / Bermuda

Page 14-15.. Pintles, Lags, and Bullet Catches / Slide Bolts

Page 16 Faux Shutter Dogs / Faux Window & Door Hinges

Page 17-20.. Shutter Hardware Installation Details

Page 21 Interior Window Accessories / Shutter Accessories

Page 22-23.. Cabinet Catches / Door Hardware / Turn Buttons / Cabinet Hinges


Page 24 Pulls / Speciality Hardware

Page 25-27.. Door Knobs

Page 28-29.. Hooks / Shelf Brackets

Page 30-31.. Speciality Hardware / Custom - Custom Hardware

Acme, Lull & Porter Shutter Hinges WeatherWright™



Acme, Lull & Porter Shutter Hinges

- Raw cast iron mortised shutter hinges
- Designed so that they cannot be lifted off by the wind.
- Set includes 2 left-handed hinges, 2 right-handed hinges, 2 sets of fasteners (enough hardware for one window)
- Does not include mounting screws
- "Powder Coated" Hinges offered in all sizes and as retail packs with screws.
- WeatherWright applies to only powder coated hinges.

Mortised Hinges:

The once patented Acme, Lull & Porter hinge is used in applications when enough wood trim is exposed with the window opening to mount the shutters. One side of the hinge is mortised into the edge of the shutter and the other side is mortised into the window casement. If the windows of your house are flush with the surface or if storm windows cover the window casement, you will more than likely need a Clark's Tip surface mounted hinge. Choose a hinge that gives you the best clearance away from the window casement. Chart provides hinge dimensions to determine the clearance. Be sure to allow adequate clearance from the surface of the house for ventilating purposes.

See our Shutter Hardware Installation Details Insert for more information.

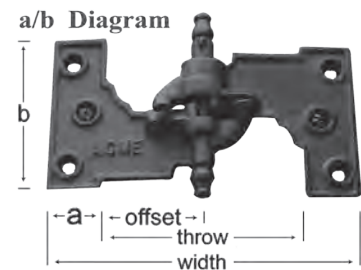
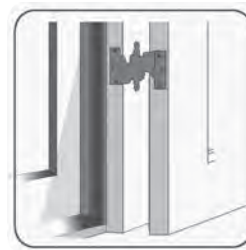


Chart for Acme, Lull & Porter Shutter Hinges							
Product #	Width when Open	Throw from Casing	Offset	(a) see diagram	(b) see diagram	Weight/Set	Order in sets of:
88-372 (#3)	3 1/8"	1 3/8"	11/16"	7/8"	2 1/2"	1 lb. 5 oz.	10
88-373 (#2.5)	3 1/4"	2"	1"	7/8"	2 1/2"	1 lb. 7 oz.	10
88-374 (#2)	4 1/2"	2 3/4"	1 3/8"	1 1/16"	2 7/8"	2 lbs. 4 oz.	5
88-375 (#1.5)	5"	3 3/8"	1 9/16"	1 1/16"	3"	2 lbs. 7 oz.	5
88-376 (#1)	5 1/2"	3 5/8"	1 13/16"	1"	3 3/8"	2 lbs. 12 oz.	5
88-377 (#0)	6 1/2"	4"	2 1/8"	1 1/8"	3 1/2"	4 lbs. 3 oz.	2
88-378 (#00)	9"	5 1/2"	2 3/4"	1 1/2"	4"	6 lbs.	2

Shutter Fasteners

#88-303

- Raw cast iron
- Fastens shutters closed (wood windowsill required for application.)
- Pair includes 2 latches, 2 hatches, and 2 keepers

88-303 Application Instructions:

Slide latch into hatch and attach to the bottom back of the shutter with the hook pointing down. Note that the keeper has a lip on it. Screw the keeper into the windowsill so that when the shutter is pulled closed the hook catches the lip and fastens.

#88-303B WeatherWright™

- Powder coated cast iron
- Pair includes 2 latches, 2 hatches, and 2 keepers.



88-303B Shown



Acme, Lull & Porter Shutter Hinges

#088372PC / #088372PCR RETAIL PACK*

#3 Mortise Shutter Hinge - Sold as 10 sets/box.

Size: 3-1/8" when open; 1-3/8 throw from casing.

*Retail packed as one set with matching black zinc screws and DIY instruction sheet

Available Raw 088372

#088374PC / #088374PCR RETAIL PACK*

#2 Mortise Shutter Hinge - Sold as 5 sets/box.

Size: 4-1/2" when open; 2-3/4 throw from casing.

*Retail packed as one set with matching black zinc screws and DIY instruction sheet

Available Raw 088374

#088376PC / #088376PCR RETAIL PACK*

#1 Mortise Shutter Hinge - Sold as 5 sets/box.

Size: 5-1/2" when open; 3-5/8 throw from casing.

*Retail packed as one set with matching black zinc screws and DIY instruction sheet

Available Raw 088376

#088373PC / #088373PCR RETAIL PACK*

#2.5 Mortise Shutter Hinge - Sold as 10 sets/box.

Size: 3-3/4" when open; 2 throw from casing.

*Retail packed as one set with matching black zinc screws and DIY instruction sheet

Available Raw 088373

#088375PC / #088375PCR RETAIL PACK*

#1.5 Mortise Shutter Hinge - Sold as 5 sets/box.

Size: 5" when open; 3-1/8 throw from casing.

*Retail packed as one set with matching black zinc screws and DIY instruction sheet

Available Raw 088375

#088377PC / #088377PCR RETAIL PACK*

#0 Mortise Shutter Hinge - Sold as 2 sets/box.

Size: 6-1/2" when open; 4-1/4 throw from casing.

*Retail packed as one set with matching black zinc screws and DIY instruction sheet

Available Raw 088377

#088378

**#00 Mortise Shutter Hinge
Sold as 2 sets/box.**

Size: 9" when open;
6-1/4 throw from casing.

Available Powder Coated 088378PC

Hinges are raw cast iron and must be painted before installation.



#088370

Screw Set

Complete set of black screws for 88-372(#3) through 88-376 (#1) ALP hinges and 88-321 and 88-323 Clarks Tip hinges.

Sold individually



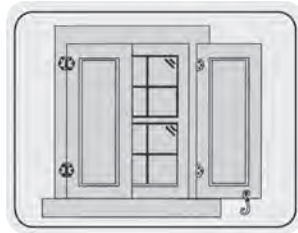

#088371

Screw Set

Complete set of black screws for 88-377(#0) through 88-378 (#00) ALP hinges.

Sold individually

Clark's Tip Blind Shutter Hinges WeatherWright™



Clark's Tip Blind Shutter Hinges

- Raw cast iron
- Designed for surface mounting on brick or wood
- Set includes 2 left-handed hinges, 2 right-handed hinges, 2 sets of fasteners (enough hardware for one window)
- Does not include mounting screws

Surface Mounted Hinges:

Clark's Tip Blind Hinges are mounted to the face of your house or the face of your window trim.

If you are using surface mounted hinges, choose hinges based upon the "throw." To find the throw, measure from the window casement to the inside edge of the shutter as it sits out from the face of the house. The type of home construction and the depth of the windowsill will both affect the throw. A deeper casement will require a larger throw; a shallower casement will require a smaller throw. Naturally, you must also consider the casement width when choosing the hinge size.

See our Shutter Hardware Installation Details Insert for information.

Clark's Tip Blind Shutter Hinges					
Product #	Width when Open	Throw from Casing	Offset	Weight/Set	Order in sets of:
88-321	2 1/2"	1 1/4"	5/8"	1 lb.	10
88-323	3"	3 1/4"	1 5/8"	2lbs. 11 oz.	5

#088321

Clark's Tip Surface (Blind) Shutter Hinge

Size: 2-1/2" when open; 1-1/4 throw from casing.

Hinges are raw cast iron and must be painted before installation.

Sold as 10 sets/box

#088321PCR RETAIL PACK WeatherWright™

1 1/4 Clarks Tip TGIC Black powder Hinge Set

Size: 2-1/2" when open; 1-1/4 throw from casing.

*Retail packed with matching black zinc screws and DIY instruction sheet.

Sold as 1 set

#088323PC WeatherWright™

Clark's Tip Surface (Blind) Shutter Hinge

Size: 3" when open; 3-1/4 throw from casing.

Hinges are raw cast iron and must be painted before installation.

Sold as 5 sets/box

#088321PC WeatherWright™

Clark's Tip Surface Shutter Hinge with Powder Coat

Size: 2-1/2" when open; 1-1/4 throw from casing.

Sold as 10 sets/box

#088323

Clark's Tip Surface (Blind) Shutter Hinge

Size: 3" when open; 3-1/4 throw from casing.

Hinges are raw cast iron and must be painted before installation.

Sold as 5 sets/box

#088323PCR WeatherWright™

3 1/4 Clarks Tip TGIC Black powder Hinge Set


Size: 3" when open; 3-1/4 throw from casing.

Hinges are raw cast iron and must be painted before installation.

Sold as 1 set



New York Style Hinges – Powder Coated



New York Style Complete Sets

088512	2.25"	Offset Set
088510	1.5"	Offset Set
088535	.75"	Offset Set
088514	-	No Offset



Offsets Examples:

2.25"	Offset
1.5"	Offset
.75"	Offset
-	No Offset



New York Style Hinge Pair Without Pintle's

088512L	2.25"	Offset Left
088510L	1.5"	Offset Left
088535L	.75"	Offset Left
088514L	-	No Offset Left
088512R	2.25"	Offset Right
088510R	1.5"	Offset Right
088535R	.75"	Offset Right
088514R	-	No Offset Right



New York Style Midrange

088513	1.5"	Offset
088530	2.25"	Offset
088532	-	No Offset



Strap



#088625 / #088625P WITHOUT PINTLE

12 inch Strap Hinge

Sturdy offset strap hinge is perfect for shutters. Cast iron pintle with forged steel hinge. Powder coated.

Size: 13.75" x 3.5" x 2"

088625: Sold Individually.

088625P: Sold as a Pair.

Hinge & Pintle

088627 2.5" Offset Set
088625 1.5" Offset Set
088638 .75" Offset Set
088628 No Offset
088625S 1.5" Offset Set (304 Stainless)

Pair Without Pintle

088627P 2.5" Offset Set
088625P 1.5" Offset Set
088638P .75" Offset Set
088628P No Offset

Offsets Examples:



2.50" Offset
 1.5" Offset
 .75" Offset
 No Offset



#088648, #088649, #088650, #088653

9.25 inch Strap Hinge with Pintle

Strap hinge with 1" offset and a 1" offset pintle. Corrosion-resistant primer and powder coated for long-term durability. Screws included.

Size: 13.75" x 3.5" x 2"

#088648 Circle 1" Offset **#088649** Circle No Offset

#088650 Spade 1" Offset **#088653** Spade No Offset

Sold individually.

#088626, #088630, #088631

17 / 18 / 24 Inch Strap Hinge

Sturdy offset strap hinge is perfect for larger shutters. Cast iron pintle with forged steel hinge. Powder coated.

#088626 17" with 1.5" Offset *Sold individually.*

#088630 18" with No Offset *Sold individually.*

#088631 24" with No Offset, Barn Hinge with lag pintle. *Sold individually.*

#088626P 17" with 1.5" Offset without Pintle *Sold as a Pair.*



Special Purpose Straps

#088629

Show Me Hinge

Sturdy offset strap hinge is perfect for shutters where you want the strap hinge to be visible when the shutters are open. 1.5" offset. Cast iron pintle with forged steel hinge. Powder coated. *Sold Individually.*

#088630

Gate / Heavy Door Strap Hinge

Size: 18" x 2" x 1" Extra-thick cast iron strap with forged lag-style pintle, powder coated. #12 screws included. *Sold Individually.*



#088624 **WeatherWright™**

Mini Strap Hinge

Size: 6.25" x 1.1" x .75" Compact yet very strong. Cast iron with lag pintle included. *Sold as a Pair.*

#088534 **WeatherWright™**

Connecticut Hinge

Size: 4.3125" x 1" x .08" Compact and economical. Zinc plated powder coated steel with lag pintle included. *Sold as a Set of 4.*

Circle



#088635

Circle Strap Hinge Large

Size: 19.125" x 4" Hand forged steel. Powder coated. *Sold Individually.*



#088636

Circle Strap Hinge Medium

Size: 15" x 3" Hand forged steel. Powder coated. *Sold Individually.*



#088637

Circle Strap Hinge Small

Size: 11.25" x 3" Hand forged steel. Powder coated. *Sold Individually.*

Bean Strap



#088640

Bean Strap Hinge Large

Size: 19.125" x 4" Hand forged steel. Powder coated. *Sold Individually.*



#088641

Bean Strap Hinge Medium

Size: 15" x 3" Hand forged steel. Powder coated. *Sold Individually.*



#088642

Bean Strap Hinge Small

Size: 11.25" x 3" Hand forged steel. Powder coated. *Sold Individually.*

Butt Hinges



#088385 WeatherWright™

Curved offset Hinge

Our new curved offset shutter hinge is heavy cast iron and not stamped steel. Loose-pin design and unique WeatherWright™ finish provide versatile installation and long life in any weather conditions.

Size: 3" x 5" **Sold in pairs.**



Stainless Barrel Hinge Pairs (Left hand)

088442S 3 inch **Sold in pairs.**

088446S 4 inch **Sold in pairs.**

Stainless Barrel Hinge Pairs (Right hand)

088443S 3 inch **Sold in pairs.**

088447S 4 inch **Sold in pairs.**

Special Purpose Hinges



#088521

Special Purpose Hinge

Can be used as a hinge or pintle. 1" offset. Perfect for brick.

Size: 7" x 1" x 1.5" **Sold individually.**



#088531

No offset Special Purpose Hinge

Can be used as a hinge or pintle. Perfect for brick.

Size: 7" x 1" x 1.5" **Sold individually.**



#088522

Special Purpose Pintle

Great for brick or block.

1.5" offset

Size: 4.25" x 1"

Sold individually.



#088533

Special Purpose Mid Range Hinge

Removable pin makes this hinge

non-handed. 1" offset

Size: 2" x 2"

Sold individually.



Colonial Romantic Shutter Dogs WeatherWright™



#088200
Grape with Post
Cast Iron
Size: 6.25"
Sold in pairs.



#088202
Flower with Post
Cast Iron
Size: 4.25"
Sold in pairs.



#088250
Grape with Lag
Cast Iron
Size: 6.25"
Sold in pairs.



#088252
Flower with Lag
Cast Iron
Size: 4.5"
Sold in pairs.



#088201
Shell with Post
Cast Iron
Size: 5.25"
Sold in pairs.



#088203
Rat-Tail with Post
Cast Iron
Size: 6.25"
Sold in pairs.



#088251
Shell with Lag
Cast Iron
Size: 5.25"
Sold in pairs.



#088253
Rat-Tail with Lag
Cast Iron
Size: 6.25"
Sold in pairs.

Forged Colonial Shutter Dogs



#088265
English Rat Tail with Lag
Hand forged, powder coated black.
Size: 6"
Sold in pairs.



#088266
Charleston with Lag
Hand forged, powder coated black.
Size: 7"
Sold in pairs.



#088267 LARGE
#088268 SMALL
Georgetown with Lag
Hand forged, powder coated black.
Small Size: 5.50" Large Size: 6.25"
Sold in pairs.

Scroll Shutter Dogs WeatherWright™



#088204
Scroll with Post
 Cast Iron
 Size: 6.75"
Sold in pairs.



#088254S
Scroll with Lag
 304 Stainless Steel
 Size: 6.75"
Sold in pairs.



#088262
Alligator with Lag
 Cast Iron, powder coated black.
 Size: 7"
Sold in pairs.



#088263
Scroll with Lag
 Aluminium
 Size: 6.75"
Sold in pairs.



#088254PC, #088256
Scroll with Lag / Large
 Cast Iron, powder coated
 Size: 6.75" x 2.5" #088254PC
 Large Size: 8" #088256
Sold in pairs.



#088255
Scroll Stippled, Large
 Cast Iron, powder coated
 Size: 8"
Sold in pairs.



#088257
Scroll with Lag, Beveled
 Cast Iron, powder coated
 Size: 6.75"
Sold in pairs.



#088280R
Scroll Value Pack
 Cast Iron, powder coated
 88-254 scroll dogs with
 lag screws, magnetic dog
 holders, and masonry
 anchors. *Sold as kit.*

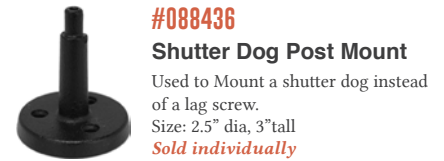
Shutter Dog Hardware



#088225
Lag Shield Anchor
 Allows 3/8" lag screws to be
 readily installed in brick
 and masonry.
 Size: 1.75" Long
Sold individually



#088435
Stainless Steel Painted Lag Bolt
 Stainless Steel Painted Lag Bolt
 Size: 0.375 Lag, 4.5 inches long"
Sold individually



#088436
Shutter Dog Post Mount
 Used to Mount a shutter dog instead
 of a lag screw.
 Size: 2.5" dia, 3" tall
Sold individually



#088439
**Magnetic Shutter Dog
 Holder Stop**
 Prevents the shutter dog from
 rotating. Strong rare-earth magnet
 holds the dog against the shutter
 to greatly reduce rattling
 in the wind
Sold in pairs.



#088560
Sill Mount Set
 Holds shutter dogs and provides an
 alternative to lag mounting.
 Hand forged, Powder Coated Black
 Size: 18" Long
Sold in pairs.



#088526
Shutter Locking Bolt
 Provides maximum security to lock
 shutters closed
 Size: 6"
Sold individually



#088448
6" Lag Screw

Bermuda



#088303B WeatherWright™
Bermuda Shutter Fasteners
 Cast Iron
 Size: 2" x 2" x 2"
Sold in pairs.



#088520 WeatherWright™
Bermuda Hinge
 Cast Iron, Screws Included
 Size: 3.5" x 6.25" x 1.5"
Sold in pairs.



#088429
Bermuda Shutter Stay
 Holds Bermuda(Bahama) shutters open to allow ventilation.
 Hand forged for strength, Powder Coated 24" Hook and Eye
 Stay. Size: 24" Long *Sold individually*

#088425, #0088426, #0088427, #088428
Hook & Eye
 Hand Forged Hook
 Cast Iron Ends, Black Pwder Coat
 Great for Shutters, gates and doors.
Sold individually

12 inch: #088425
16 inch: #088426
8 inch: #088427
4 inch: #088428

#088430
Extra Eye with Screws
 Hand Forged Hook
 Cast Iron Ends, Black Pwder Coat
 Great for Shutters, gates and doors.
Sold individually

Pintles, Lags, and Bullet Catches



#088470

1.5" Small Bullet Catch

Cast Iron with vintage iron finish.

Size: 2.50" x 1" x 1"

Sold individually



#088475

2" Bullet Catch in Brass / Copper

Cast Iron with vintage iron finish.

Size: 3.25" x 1" x 1"

Sold individually



#088475B

2" Bullet Catch in Black

Black Anodized

Aluminum finish.

Size: 3.25" x 1" x 1"

Sold individually



#088476

Copper Catch with Screws

Cast Iron with vintage iron finish.

Size: 1.937" x 1.25"

Available Separately



#088438 WeatherWright™

Lag Pintle Mount (Strap Hinge)

Designed as a mounting alternative for offset strap hinges.

Great for masonry applications.

Size: 4.25" x 2.375"

Sold individually



#088445

Lag Pintle Trim Plate

Adds decorative, finished look to a lag pintle installation. Powder coated.

Size: 3.25" x 1.25" x 0.25"

Sold individually



#088515

Shim Kit

Contains three 1/4" plastic shims with three matching 2" screws.

Sold as a kit.



#088518, #088519, #088527, #088538

New York Hinge Pintle

Separate pintle. Cast iron, powder coated.

1.5" Offset - #088518

2.25 Offset - #088519

1.875" Offset - #088527

0.75 Offset - #088538

Sold individually



#088465 WeatherWright™

Lag Pintle Mount (NY Hinge)

Designed as a mounting alternative for New York Style Hinges.

Size: 4" x 1.75"

Sold individually



#088523

4 inch offset Pintle

Extra long and strong pintle for stone applications. Powder coated.

Size: 4.5" x 3.5" x 1.25"

Sold individually



#088467L, 088467R WeatherWright™

Jamb Pintle Mount

Jamb-Style mount for New York and offset strap hinges.

Cast iron

Size: 3.5" x 3" x 1"

Left: #088467L

Right: #088467R

Sold in pairs.



#088528

1.5" Offset Narrow Pintle

Cast iron, 0.75" wide for narrow brick molding. Powder coated.

Size: 3.1875" x 0.75" x 1.875"

Sold individually



#088529

1.5" Offset Pin Shifted

Cast iron, Pin Shifted 0.625" from the centerline. Reversible. Powder coated.

Size: 3.375" x 1.25" x 2"

Sold individually



#088468 WeatherWright™

Long Lag Pintle Mount

Designed as a mounting alternative for shutter hinges. Great for masonry applications. Extra-long length expands mounting options.

Size: 6.25" x 1.75"

Sold individually



#088632, #088633, #088634

Offset Strap Hinge Pintle

Screws included. Powder coated.

1.5": #088632

2.5": #088633

1.0": #088634

Sold individually



Slide Bolt



#088500PC (WeatherWright™)

6 inch Slide Bolt

Cast iron, powder coated.
Size: 6.625" x 1.75" Throw 1.875"
Sold individually



#088501

Forged Talon Slide Bolt

Cast Iron with steel bolt,
Black powder Coated
Size: 6.625" x 2.00" Throw 1.50"
Sold individually



#088502PC (WeatherWright™)

8 inch Slide Bolt

Cast iron, powder coated.
Size: 8.75" x 2.00" Throw 1.625"
Sold individually



#088502S (WeatherWright™)

8 inch Stainless Slide Bolt

304 Stainless Steel, Welded
Construction. Black textured
powder coated finish.
Size: 8.75" x 1.937" Throw 1.625"
Sold individually



#088503 (WeatherWright™)

12 inch Hurricane Slide Bolt

Cast iron, powder coated.
Size: 12" x 2" x 0.875" Throw 3.25"
Sold individually



#088526

Shutter Locking Bolt

Provides maximum security
to lock shutters closed. Powder coated.
Size: 6"
Sold individually



#088505

Forged Slide Bolt (Petite)

Cast iron with forged steel bolt
Powder coated
Size: 4.5" x 1.5" Throw 0.875"
Sold individually



#088506

Forged Slide Bolt (Small)

Cast iron with forged steel bolt
Powder coated
Size: 5.875" x 1.75" x 1" Throw 1.375"
Sold individually



#088507

Forged Slide Bolt (Large)

Cast iron with forged steel bolt
Powder coated
Size: 7.75" x 1.75" x 1" Throw 1.50"
Sold individually



#088508

Forged Slide Bolt (Micro)

Cast iron with forged steel bolt
Powder coated
Size: 3.375" x 1" Throw 0.625"
Sold individually



#088509 (WeatherWright™)

Slide Bolt, Farmhouse Style

Faithful reproduction of a local
Wrightville design.
Cast Iron, powder coated.
Size: 9.5" x 2" Throw 2.50"
Sold individually

Faux Shutter Dogs



#088270 WeatherWright™
Faux Shutter Dog, Stippled

Dresses up the look of non-functional Shutters.
Cast iron, Black powder Coated
Size: 6.75"
Sold in pairs.



#088271 WeatherWright™
Faux Shutter Dog, Beveled Smooth

Dresses up the look of non-functional Shutters.
Cast iron, Black powder Coated
Size: 6.75"
Sold in pairs.

Faux Window & Door Hinges



#088395 WeatherWright™
Faux Hinge

Faux hinge adds a realistic look to decorative shutters.
Cast iron, Black powder Coat
Size: 4.50" x 1"
Sold individually



#088517
Faux NY Style Hinge

Faux hinge gives the look of real shutter hinges.
Cast Iron, Black powder Coat
Size: 6.625" x 1.75"
Sold in pairs.



#088619, #088620, #088621
Orleans Faux Strap

Cast Aluminium
Size: 17.5" x 2.687" x 0.25"

Bronze Finish: #088619
Verdigris Bronze Finish: #088620
Black Finish: #088621

Sold individually



#088622, #088623
Orleans Faux Strap Banded

Cast Aluminium
Size: 17.5" x 2.687" x 0.25"

Verdigris Bronze Finish: #088620
Black Finish: #088621

Sold individually



#088644
**21" Faux Strap Hinge
Spade Tip**

Cast Aluminium
Size: 21.00" x 2.5"
Sold individually



#088645
**Faux Strap Hinge
Spade Tip**

Cast Iron, Powder Coated
Size: 16.75 x 2.125
Sold individually

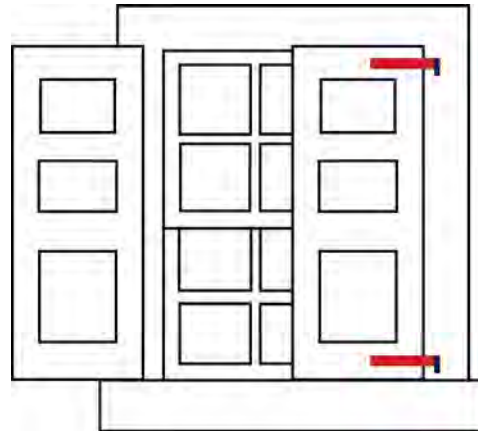


#088646, #088647
**Faux Strap Hinge
Spade Tip**

Aluminium, black finish
Medium: 13.00" x 1.75": #088646
Small: 9.25" x 1.50": #088647
Sold individually

SHUTTER HARDWARE INSTALLATION DETAILS

STRAP HINGES offer strength and versatility of mounting. They consist of two parts: a strap with a gudgeon (circular fitting) that mounts to the shutter and a pintle (pin fitting) that mounts to the house. A typical installation is shown to the right with the hinge in red and the pintle in blue. For especially large or heavy shutters, sometimes three hinges are used per shutter. John Wright's strap hinges come with a cast iron pintle that is mounted with screws to a wood surface. An optional lag screw pintle is available and can be installed in wood or masonry. See "Lag Mounting" below for more details.



OFFSET is the distance between where the hinge mounts and where the pivoting action takes place. Both the hinge and pintle have offset. The offset for the hinge and pintle are usually, but do not have to be, the same. The offset of 1 3/8 inches for a strap hinge is shown to the right.



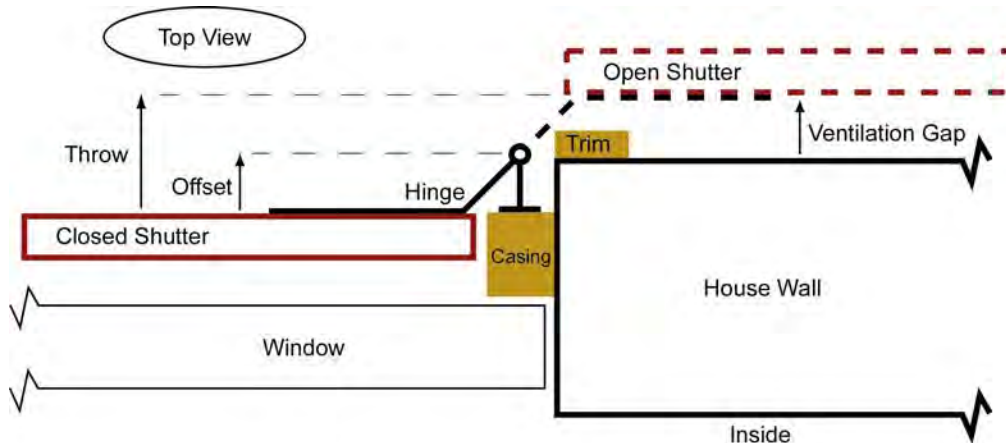
THROW is the sum of the offsets of the hinge and the mounting hardware. Normally, the throw is just twice the offset of the hinge.



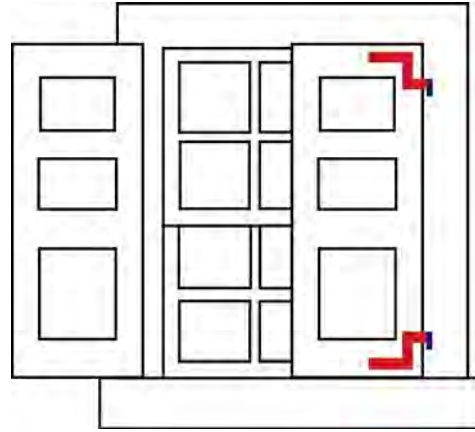
The throw of a strap hinge and pintle mount is shown to the left. Throw is measured with the hinge in the open position.

Throw matters because it allows shutters to swing clear of an exterior wall or trim that sticks out past the window casing or other mounting location. The figure at the bottom shows a top view of this situation. Here, the throw of the hinge allows the shutter to swing clear of the trim and allow a gap for air flow and ventilation between the house wall and the shutter in the open position. A ventilation gap of at least 1/2 an inch is recommended. Throw concepts apply to all types of hinges.

To find your minimum required throw, measure the distance from where the hinge will mount to the house to the outermost face of any trim or casing. Remember to add at least 1/2 an inch for a ventilation gap.



NEW YORK STYLE HINGES are similar in function to strap hinges but work as a right- and left-handed pair, as shown to the right. Offset and throw are determined for these hinges in the same way they are determined for strap hinges. Unlike strap hinges, New York hinges are offered with different offset options. A “new construction” version uses a pintle with $2\frac{1}{8}$ inches of offset and a hinge with nearly zero offset.




LAG MOUNTING is available as an option for strap and New York style hinges. The lag mount replaces the standard pintle. Lags can be installed directly in wood with a pilot hole or in brick and other masonry using readily-available “lag shield” anchors, as shown below. The offset of a lag mount is not fixed and will vary depending on how deeply the



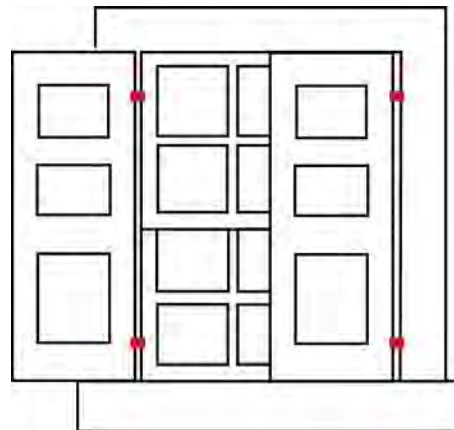
threads are installed. It is recommended that between 60 and 90 percent of the total thread length be installed in the mounting surface. Offset is measured from the mounting surface to the center of the pintle, as shown to the right with a $1\frac{1}{2}$ -inch offset.



ACME, LULL & PORTER HINGES are mortised into the *edge* of the shutter and window casing. They use a once-patented design that helps to lock the hinge in the open position. The shutter is lifted up slightly to disengage the hinge and allow closure. The shutter can also be removed completely



without tools. Acme hinges work in left- and right-handed pairs and are marked for handedness. Each hinge has two halves: one with a pintle and another with a gudgeon.



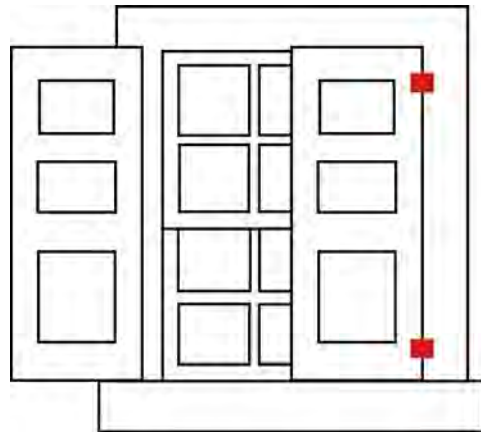
The pintle half is mounted to the window with the pintle pointing up. Offset is measured from the casing or shutter edge to the center of the pin. An offset of $2\frac{1}{8}$ inches and a throw of $4\frac{1}{4}$ are shown above with the hinge in the open position. The throw is twice the offset. The areas that mount into the mortised spaces are shown with dotted yellow lines.



CLARK'S TIP HINGES are nearly identical in operation to Acme, Lull & Porter hinges but are surface-mounted.



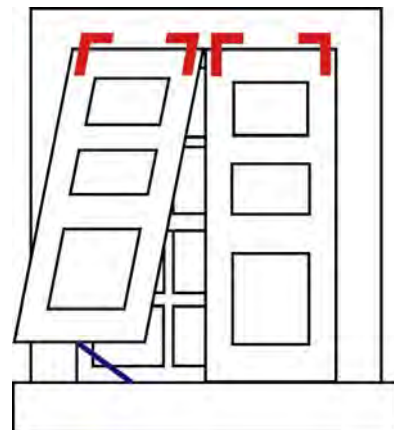
They are commonly used when there is not adequate wood exposed to use an edge-mount hinge. Throw is measured for this hinge in the same way it is measured for a strap hinge. To the left, a throw measurement of $3/4$ inches is shown



with the hinge in the open position. The pintle half is mounted to the window with the pintle pointing up.

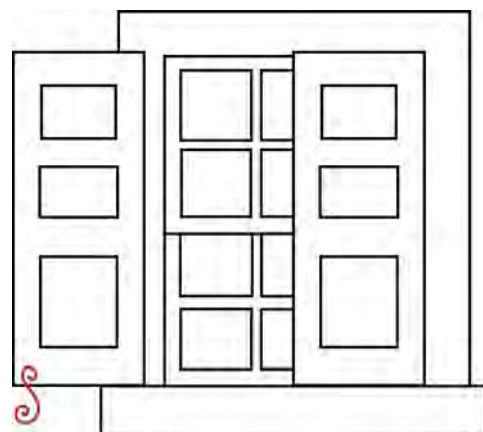
BERMUDA HINGES are surface-mounted but are mounted at the top of the shutter. They work in left- and right-handed pairs, but John Wright's unique design allows a single hinge to be used in either left- or right-hand applications.

Bermuda-hinged shutters are held open with a shutter stay that consists of a long hook-and-eye assembly. The base of the hook is usually mounted at or near the bottom of the window, and the eye is mounted on the inside of the shutter near the bottom. Stays can be mounted in the middle of the shutter or toward the outside edge. Mounting in the middle is stronger, but mounting at the edge allows the hook to be more easily stowed when not in use. Additional eyes are available to stow the hook when the shutter is closed. Considerable flexibility in mounting the stay is possible, but it is recommended that the shutter be held open at an angle no greater than sixty degrees from the building. For very large shutters, two stays may be required.



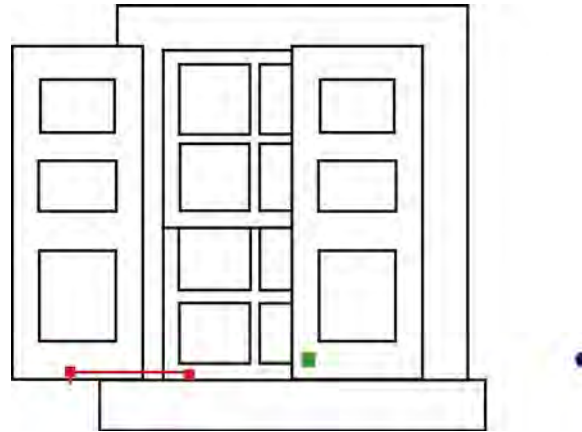
SHUTTER DOGS are traditionally used to hold shutters in the open position. Shutter dogs have a through-hole and are mounted so that they can be rotated to move out of the way of the shutter when it opens. The dog is then rotated in front of the open shutter to keep it open. Dogs are installed at the far edge of the shutter when it is open.

Dogs are weighted so that gravity prevents them from rotating freely on their own. John Wright also produces a unique magnetic shutter dog holder (#88-439) that further helps keep the dog from rotating when holding the shutter open. Shutter dogs are commonly mounted in one of three ways. A special lag screw with a washer and hairpin clip can be used for mounting in wood and masonry surfaces. A lag shield (see "Lag



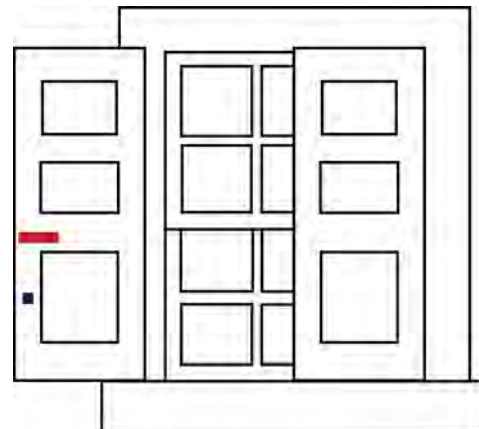
Mounting” above) is required for masonry. Lags provide some adjustment range depending on how far the threads are engaged. Dogs can also be mounted with a round or square post mount. Post mounts have a base with screw holes and a post that extends and engages the hole in the dog. Post mounts are designed for wood surfaces. Finally, some dogs (#88-265 through -268) can be mounted using a sill mount. This attaches to a wood window sill and extends below the bottom of the open shutter.

As an alternative to shutter dogs, bullet catches (#88-470, -475) can also be used to hold shutters open. As shown to the right, bullet catches consist of a spring keeper (green) that mounts to the bottom outside of the shutter and a bullet-shaped post with a screw (blue) that mounts to a wood building surface behind the open shutter. When the shutter is opened, the spring keeper engages the post and locks in place to hold the shutter open.



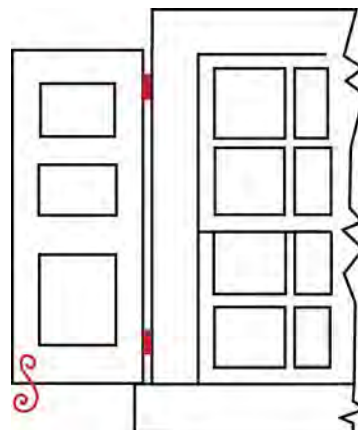
Yet another alternative to shutter dogs, also shown to the right, is a hook and eye (red). The hook is attached to the wood window sill and the eye mounts on the inside of the shutter near the bottom. The shutter is opened and the hook is inserted into the eye.

SLIDE BOLTS are traditionally used to hold pairs of shutters in the closed position. As shown to the right, they are mounted on the inside of the shutters (red). Mounting position must allow the bolt to be reached from inside the home through the window opening. This will usually require mounting the bolt on the lower one half of the shutter. Slide bolts have two halves: the bolt and the catch. The bolt mounts to one shutter and the catch mounts to the other. Pull rings are helpful to make using slide bolts much easier. Pull rings allow the shutters to be easily pulled and held closed so the slide bolt can be slid into the catch and latched. Pull rings are usually mounted somewhere below the slide bolt (blue).



A shutter fastener (#88-303) can also be used to hold a shutter closed. A small latch with a pivoting hook attaches to the bottom inside of the shutter and engages a keeper that is screwed to a wood window sill.

FAUX HARDWARE is also available for use with non-functional shutters and other decorative applications. It provides a traditional look for merely decorative shutters at a fraction of the cost of functional hardware. Faux hinges (#88-395) and faux scroll shutter dogs (#88-270, -271) are commonly used with stationary vinyl or wood shutters. Faux spade and strap hinges are not usually used on shutters because they are not visible, but are instead used on doors, garage doors, and gates.





Interior Window Accessories



#88453

Victorian Window Lock

Cast Iron with vintage iron finish.

Size: 2.50" x 1.625"

Sold individually



#88457

Fancy Victorian Window Lock

Cast Iron with vintage iron finish.

Size: 2.50" x 1.625"

Sold individually



#88455

Plain Window Lock

Cast Iron with vintage iron finish.

Size: 2.50" x 1.625"

Sold individually



#88551

Victorian Sash Lock

Cast Iron with vintage iron finish.

Size: 1.937" x 1.25"

Sold individually



#88555

Window Stop

Cast Iron with vintage iron finish.

Size: 2.50" x 2.00"

Sold individually



#88454

Plain Sash Lift

Cast Iron with vintage iron finish.

Size: 1.937" x 1.25"

Sold individually

Shutter Accessories



#88449

Pull Ring with Screw

Size: 1.50" x 2.625"

Sold individually



#88550

Shutter Pull Ring

Cast Iron, Black Powder Coated.

Size: 2.00" x 1.437"

Sold individually



#88550S

Stainless Shutter Pull Ring

304 stainless steel black textured powder coated finish.

Size: 2.00" x 1.437"

Sold individually

Cabinet Catches



#088575

Cabinet Latch

Perfect for when you want a retro look. Cast Iron with vintage iron finish.
Size: 1.75" x 1.75" x 1.25"
Sold individually



#088574

Art Deco Mini Catch

Authentic looking Art Deco Style reproduction features a spring loaded catch. Great as a transom window latch.
Size: 2" x 1.5" x 1.5"
Sold individually



#088576, #088577, #088578
Magnetic Cabinet Catch

Cast Zinc and Steel with matching screws.
Black Finish: #088576
Brass Finish: #088577
Nickel Finish: #088578
Sold individually

Door Hardware



#088495

Thumb Latch

Traditional alternative to a modern door knob. Cast iron, vintage iron finish.
Size: Front 6.50" x 1.75" x 1.50"
Back 4.50" x 2.50" x 2.37"
Sold individually



#088497 **WeatherWright™**

Colonial Knob Latch Set

Cast Iron, powder coated.
Sold individually



#088504

Door Top Bolt, Art Deco

A traditional and decorative way to secure the stationary half of a double door top. Cast Iron, Powder Coated.
Size: 8.00" x 2"
Sold individually



#088525

Door Bottom Bolt, Art Deco

A traditional and decorative way to secure the stationary half of a double door bottom. Cast Iron, Powder Coated.
Size: 8.50" x 2.125" x 0.75"
Sold individually



#088440, #088441

Barrel Hinge

Heavy Cast Iron Hinge for Doors, Vintage Iron Finish
Size: 3.5" x 3.5" x 0.5"
088440 (Left) *Sold in pairs.*
088441 (Right) *Sold in pairs.*



#088400

Post and Base

Designed for Transom Window applications. Cast iron, vintage iron finish.
Size: Post: 2.875" x 0.875"
Base: 1.75" x 0.75"
Sold individually

Turn Buttons



#088460

Cabinet Turn Button, Small

Cast Iron, zinc phosphate finish to inhibit corrosion. Traditionally used on early cabinets such as pie safes and cupboards.
Size: 1.56"
Sold individually



#088461

Cabinet Turn Button, Medium

Cast Iron, zinc phosphate finish to inhibit corrosion. Traditionally used on early cabinets such as pie safes and cupboards.
Size: 1.87"
Sold individually



#088462

Cabinet Turn Button, Large

Cast Iron, zinc phosphate finish to inhibit corrosion. Traditionally used on early cabinets such as pie safes and cupboards.
Size: 2.06"
Sold individually



Cabinet Hinges



#088580

Small Cabinet Hinge

Cast Iron, Vintage Iron Finish;
Screws included.

Size: 2" x 1.375 x 0.25"

Sold Individually



#088451

2.5 inch Victorian Hinge

Size: 2.5" x 2.5" Hinge 4.5" from final to final
Cast Iron, Vintage Iron Finish.

Sold in pairs.




#088450

2 inch Victorian Hinge

Size: 2" x 2", Hinge 4" from final to final
Cast Iron, Vintage Iron Finish.

Sold in pairs.



#088458

2 inch Non-handed, Plain Hinge

Heavy Cast Iron for Traditional Look
Over twice as thick as most common steel hinges.

Size: 2" x 2"

Sold in pairs.



#088581, #088582, #088583

HL Hinge

Sizes: 3 inch, 4 inch, and 7 inch
Hand forged steel powder coated black.

Sold in Sets.

Set includes 2 lefts and 2 rights

088581 3 inch

088582 4 inch

088583 7 inch



#088581, #088582, #088583

H Hinge

Sizes: 3 inch, 4 inch, and 7 inch
Hand forged steel powder coated black.

Sold in Sets.

Set includes 2 lefts and 2 rights

088585 3 inch

088586 4 inch

088587 7 inch

Pulls



#088490

Door Pull Plain

Cast iron, Vintage Iron Finish.
Size: 6.50" x 1.87" x 1.50"

Sold individually



#088491

Door Pull Circle

Hand forged steel.
Black powder coated.

Size: 7" x 1.375" x 1.25"

Sold individually



#088492

Door Pull Bean

Hand forged steel.
Black powder coated.

Size: 7.87" x 1.93" x 1.50"

Sold individually



#088493

Door Pull Spade

Hand forged steel.
Black powder coated.

Size: 8.87" x 1.75" x 1.50"

Sold individually



#088494

Door Pull Fleur-de-lis

Hand forged steel.
Black powder coated.

Size: 9.00" x 1.875" x 1.50"

Sold individually



#088600

Mission Pull

Cast Iron. Strong and versatile.
Black Finish.

Size: 6.50" x 1"

Holes are 5.5" on center.

Sold individually



#088601

Drawer Pull 4 Hole

Cast Iron. Vintage Iron Finish.
Screws Included.

Size: 4.00" x 1.00" x 1.00"

Holes are 3.5" on center.

Sold individually



#088602

Drawer Pull Victorian

Cast Iron. Vintage Iron Finish.
Screws Included.

Size: 6.06" x 1.50" x 1.37"

Holes are 5" on center.

Sold individually



#088603

Drawer Pull Antique

Cast Iron. Black Nickel Finish.
Screws Included.

Size: 6.06" x 1.50" x 1.37"

Holes are 3" on center.

Sold individually



#088604

Drawer Pull Thistle

Cast Iron. Vintage Iron Finish.
Screws Included.

Size: 3.87" x 1.25"

Holes are 3.5" on center.

Sold individually



#088605

Drawer Pull Ivy

Cast Iron. Black Nickel Finish.
Screws Included.

Size: 3.50" x 1.50"

Holes are 3" on center.

Sold individually



#088606

Drawer Pull Scroll

Cast Iron. Black Nickel Finish.
Screws Included.

Size: 4.87" x 2.00"

Holes are 3" on center.

Sold individually



#088607

Drawer Pull Plain

Cast Iron. Vintage Iron Finish.
Screws Included.

Size: 3.87" x 1.12"

Holes are 3.125" on center.

Sold individually



#088608

Drawer Pull Fleur-de-lis

Cast Iron. Vintage Iron Finish.
Screws Included.

Size: 3.75" x 1.00"

Holes are 3.25" on center.

Sold individually



#088615

Drawer Pull Orleans

Cast Iron. Vintage Iron Finish.
Screws Included.

Size: 4.06" x 1.12" x 0.75"

Holes are 4" on center.

Sold individually



#088616

Forged Spade Pull

Cast Iron. Vintage Iron Finish.
Screws Included.

Size: 5.06" x 0.81" x 0.68"

Holes are 3.75" on center.

Sold individually



#088617

Forged Square Pull

Cast Iron. Vintage Iron Finish.
Screws Included.

Size: 4.87" x 0.75" x 0.87"

Holes are 3.75" on center.

Sold individually



Vintage Iron



Satin



Faux Copper



Chrome

**#088609, #088610, #088612, #088613,
Door Pull 2 Hole**

Cast Iron. Screws Included.

Size: 3" spread between holes

Vintage: #088609 Satin: #088612

Faux Copper: #088610 Chrome: #088613

Holes are 3" on center.

Sold individually

1.25" Knobs



#088700

Round Knob

Cast iron, Black nickel finish
Size: 1.25" diameter
Sold individually



#088718

**Distressed Knob
(Faux Chrome)**

Cast iron, Faux satin finish
Size: 1.25" diameter
Sold individually



#088747

**32mm Round
Machined Back Knob
(Faux Satin)**

Cast iron, Faux satin finish
Size: 32mm diameter
Sold individually



#088702

**32mm Round
Machined Back Knob**

Cast iron, Vintage iron finish
Size: 32mm diameter
Sold individually



#088725

**Fleur-de-lis
(Faux Copper)**

Cast iron, Faux copper finish
Size: 1.25" diameter
Sold individually



#088747

**32mm Round
Machined Back Knob
(Faux Chrome)**

Cast iron, Faux chrome finish
Size: 32mm diameter
Sold individually



#088705

**Fleur-de-lis
Medium Knob**

Cast iron, Vintage iron finish
Size: 1.25" diameter
Sold individually



#088726

**Fleur-de-lis
(Faux Brass)**

Cast iron, Faux brass finish
Size: 1.25" diameter
Sold individually



#088760

**Sun Burst Knob
32mm Faux Copper**

Cast iron, Faux copper finish
Size: 32mm diameter
Sold individually



#088714

Distressed Knob

Cast iron, Vintage iron finish
Size: 1.25" diameter
Sold individually



#088727

**Fleur-de-lis
(Faux Satin)**

Cast iron, Faux satin finish
Size: 1.25" diameter
Sold individually



#088761

**Sun Burst Knob
32mm Faux Brass**

Cast iron, Faux brass finish
Size: 32mm diameter
Sold individually



#088715

**Distressed Knob
(Faux Copper)**

Cast iron, Faux copper finish
Size: 1.25" diameter
Sold individually



#088728

**Fleur-de-lis
(Faux Chrome)**

Cast iron, Faux chrome finish
Size: 1.25" diameter
Sold individually



#088762

**Sun Burst Knob
32mm (Satin)**

Cast iron, Faux satin finish
Size: 32mm diameter
Sold individually



#088716

**Distressed Knob
(Faux Brass)**

Cast iron, Faux brass finish
Size: 1.25" diameter
Sold individually



#088745

**32mm Round
Machined Back Knob
(Faux Copper)**

Cast iron, Faux copper finish
Size: 32mm diameter
Sold individually



#088763

**Sun Burst Knob
32mm (Chrome)**

Cast iron, Chrome plated finish
Size: 32mm diameter
Sold individually



#088717

**Distressed Knob
(Faux Satin)**

Cast iron, Faux satin finish
Size: 1.25" diameter
Sold individually



#088746

**32mm Round
Machined Back Knob
(Faux Brass)**

Cast iron, Faux brass finish
Size: 32mm diameter
Sold individually



#088765

**32mm Classic Knob
(Faux Copper)**

Cast iron, Faux copper finish
Size: 32mm diameter
Sold individually

1.25" Knobs Continued



#088766

**32mm Classic Knob
(Faux Brass)**

Cast iron, Faux brass finish
Size: 32mm diameter
Sold individually



#088767

**32mm Classic Knob
(Faux Satin)**

Cast iron, Faux satin finish
Size: 32mm diameter
Sold individually



#088768

**32mm Classic Knob
(Faux Chrome)**

Cast iron, Faux chrome finish
Size: 32mm diameter
Sold individually

1.50" Knobs



#088722

**Fleur-de-lis Large
Knob (Faux Satin)**

Cast iron, Faux satin finish
Size: 1.50" diameter
Sold individually



#088723

**Fleur-de-lis Large
Knob (Faux Chrome)**

Cast iron, Faux chrome finish
Size: 1.50" diameter
Sold individually



#088750

**38mm Round
Machined Back Knob
(Faux Copper)**

Cast iron, Faux Copper finish
Size: 38mm diameter
Sold individually

1.50" Knobs



#088707

**Fleur-de-lis
Large Knob**

Cast iron, Vintage iron finish
Size: 1.50" diameter
Sold individually



#088720

**Fleur-de-lis Large
Knob (Faux Copper)**

Cast iron, Faux copper finish
Size: 1.50" diameter
Sold individually



#088721

**Fleur-de-lis Large
Knob (Faux Brass)**

Cast iron, Faux brass finish
Size: 1.50" diameter
Sold individually



#088751

**38mm Round
Machined Back Knob
(Faux Brass)**

Cast iron, Faux brass finish
Size: 38mm diameter
Sold individually



#088752

**38mm Round
Machined Back Knob
(Satin)**

Cast iron, Satin finish
Size: 38mm diameter
Sold individually



#088753

**38mm Round
Machined Back Knob
(Faux Chrome)**

Cast iron, Chrome plated finish
Size: 38mm diameter
Sold individually

1.125" Knobs



#088712

Large Hexagon Knob

Cast iron, Vintage iron finish
Size: 1.125" diameter
Sold individually



#088740

**Large Hexagon Knob
(Faux Copper)**

Cast iron, Faux copper finish
Size: 1.125" diameter
Sold individually



#088741

**Large Hexagon Knob
(Faux Brass)**

Cast iron, Faux brass finish
Size: 1.125" diameter
Sold individually



#088742

**Large Hexagon Knob
(Faux Satin)**

Cast iron, Faux brass finish
Size: 1.125" diameter
Sold individually



#088743

**Large Hexagon Knob
(Chrome)**

Cast iron, Chrome plated
Size: 1.125" diameter
Sold individually

1.125" Knobs



#088755

**Sun Burst Knob 28mm
(Faux Copper)**

Cast iron, Faux copper finish
Size: 28mm diameter
Sold individually



#088756

**Sun Burst Knob 28mm
(Faux Brass)**

Cast iron, Faux brass finish
Size: 28mm diameter
Sold individually



#088757

**Sun Burst Knob 28mm
(Satin)**

Cast iron, Faux satin finish
Size: 28mm diameter
Sold individually



#088758

**Sun Burst Knob 28mm
(Chrome)**

Cast iron, Faux chrome finish
Size: 28mm diameter
Sold individually

1.00" Knobs



#088706

Fleur-de-lis Small Knob

Cast iron, Vintage iron finish
Size: 1.00" diameter
Sold individually



#088730

**Fleur-de-lis Small Knob
(Faux Copper)**

Cast iron, Faux copper finish
Size: 1.00" diameter
Sold individually



#088731

**Fleur-de-lis Small Knob
(Faux Brass)**

Cast iron, Faux brass finish
Size: 1.00 diameter
Sold individually



#088732

**Fleur-de-lis Small Knob
(Faux Satin)**

Cast iron, Satin finish
Size: 1.00" diameter
Sold individually



#088733

**Fleur-de-lis Small Knob
(Chrome)**

Cast iron, Chrome plated finish
Size: 1.00 diameter
Sold individually

0.75" Knobs



#088710

Hexagon Small Knob

Cast iron, Vintage iron finish
Size: 0.75" diameter
Sold individually



#088735

**Hexagon Small Knob
(Faux Copper)**

Cast iron, Faux copper finish
Size: 0.75 diameter
Sold individually



#088736

**Hexagon Small Knob
(Faux Brass)**

Cast iron, Faux brass finish
Size: 0.75 diameter
Sold individually



#088737

**Hexagon Small Knob
(Faux Satin)**

Cast iron, Satin finish
Size: 0.75 diameter
Sold individually



#088738

**Hexagon Small Knob
(Chrome)**

Cast iron, Chrome plated finish
Size: 0.75 diameter
Sold individually



Hooks



#088401, #088402, #088404

3mm Wide Hook

Hand Forged Steel, Black powder Coated.
Screws Included.

Size: 2.50" #088401

Size: 2.25" #088402

Size: 2.00" #088404

Sold individually



#088405, #088406, #088407

5mm Wide Hook

Hand Forged Steel, Black powder Coated.
Screws Included.

Size: 2.50" #088405

Size: 2.25" #088406

Size: 2.00" #088407

Sold individually



#088415

Fancy Victorian Hook

Cast Iron. Vintage Iron Finish.

Size: 2.87" x 1.50" x 2.37"

Sold individually



#088416

Baby Screw Hook

Cast Iron. Vintage Iron Finish

Size: 2.75" x 2.00" x 0.75"

Sold individually



#088417

Large Acorn Hook

Cast Iron. Vintage Iron Finish

Size: 6.50" x 1.25" x 3.50"

Sold individually



#088418

Derby Hook

Cast Iron. Vintage Iron Finish

Size: 4.62" x 1.37" x 3.75"

Sold individually



#088419

Petite Harness Hook

Cast Iron. Vintage Iron Finish.

Size: 4.25" x 2.75" x 1.37"

Sold individually



#088420

Acorn Hook

Cast Iron. Black Nickel Finish

Size: 3.50" x 3.00"

Sold individually



#088421

Hat Hook

Cast Iron. Black powder Coated

Size: 9.00" x 4.00" x 1.62"

Sold individually



#088422

Small Harness Hook

Cast Iron. Black powder Coated

Size: 6.50" x 4.50" x 3.00"

Sold individually



#088394

Double Hook

Cast Iron. Vintage Iron Finish

Size: 2.75" x 3.00"

Sold individually



#088423

Victorian Hook

Cast Iron. Black powder Coated

Size: 6.00" x 3.62" x 2.00"

Sold individually



#088424

Petite Hook

Cast Iron. Black Nickel Finish

Size: 1.50" x 1.00" x 1.25"

Sold individually



#088414

Art Deco Hook

Compact and Stylish hook is great for plants, chandeliers or general purpose.

Size: 3" x 2" *Sold individually*



Shelf Brackets



#033034

Romanesque Bracket

Cast Iron. Antique White Finish.
Size: 12.00" x 8.25"

Sold individually



#035010

Bridge Bracket

Extra heavy duty, Cast Aluminium
Size: 11.00" x 11.00" x 2.50"

Sold individually



#035008

Vintage Scroll Bracket

Cast Iron. Black powder Coated
Size: 10.00" x 11.75"

Sold individually



#035015

Circle and Star Bracket

Cast Iron. Black powder Coated
Size: 13.00" x 10.05"

Sold individually



Speciality Hardware



#035100 WeatherWright™

Flag Holder


Cast iron.
Size: 4.00" x 4.37"
Sold individually



#088481

Mailbox Letter Slot

Beautiful neo-classical design is a reproduction of a cast iron original, vintage iron finish.
Size: 3.12" x 9.87" x 3.25"
Sold individually



#088020, #088021

Slide / Bed Fasteners


Raw cast iron 10 sets per box. Used for bed and furniture assembly. Locks tightly but is removable.
Size: 4.00" x 1.06" #088020
Size: 4.75" x 1.12" #088021



#088570

Victorian Latch Bolt

Cast iron. Vintage iron finish.
Size: 6.00" x 1.25" x 1.06"
Sold individually.



#088022

Slide / Bed Fasteners

Raw cast iron 10 sets per box. Used for bed and furniture assembly. Locks tightly but is removable.
Size: 5.37" x 1.37" #088022



#088488

Door Stop

Cast iron door stop is a classic alternative to modern steel versions.
Size: 2.75" x 1.5"
Sold individually.



#088480

Victorian Paper Clip

Cast Iron, Vintage Iron Finish.
Size: 4.37" x 2.56" x 1.25"
Sold individually.



#088680 WeatherWright™

Porch Post Base

Classic arch design elevates and secures a post. Helps prevent moisture damage. Cast Iron.
Sold individually.

Custom Hardware

IF YOU CAN IMAGINE IT...

WE CAN CUT IT, WELD IT, BEND IT, GRIND IT AND DRILL IT.

Since 1880, John Wright Company has been delivering built-to-last cast-iron hardware products to shutter manufacturers, hardware retailers, trade professionals and homeowners across the globe. While the traditional art of cast-iron, period specific shutter hardware has been and will remain the lifeblood of our business, we now offer a custom, low-volume hardware solution for your specific needs.

OUR CUSTOMERS HAVE SPOKEN AND WE HAVE DELIVERED.

With over 135 years of experience in creating heirloom-quality hardware products, we have the experience and expertise to make custom pieces to solve your unique aesthetic or functional needs. Whether it's a pineapple shutter dog, a heavy-duty stainless-steel gate hinge, or an extended New York Style hinge, we can make it a reality with no minimum order quantity and fast turn-around times.

Custom Hardware FAQ

What is the lead time from design submission to delivery?

The average lead time is 3 weeks from the time the order is submitted and the deposit is paid. Once we receive your submitted drawings, we can provide you a better idea of lead time.

What is the process used to create the custom products?

Our custom products are CNC plasma cut, and then hand bent, welded, and machined as needed.

Is there a minimum / maximum thickness?

Nearly all work will be 1/8" to 1/4" thickness.

What materials are used to produce our custom products?

Predominantly Steel and Stainless Steel. We also have bronze or aluminum available. Cast iron and forging require different processes, and are therefore not always available in custom orders at low volume.

What finishes & colors are available?

We offer powder coating in many colors, or a raw finish.

What is the process for requesting custom hardware?

Please e-mail the following information along with your drawings to: info@jwright.com


Name

Company

Phone Number

E-mail

Special Instructions





John Wright Company
645 Lancaster Pike
Lancaster, PA 17560

Hours: 8:00 am – 5:00 pm, M-F
Eastern Standard Time
Toll-Free: 1-800-444-9364
Fax: 1-717-252-3392

Information and Sales Inquiries:
Email: info@jwright.com
Web: www.jwright.com

John Wright Company © 2018