















Xenon/Halogen Bulbs

	BASE	STYLE	VOLTS	WATTS
	G4	T-3	12 14 24 28	5 10 20 10 20
	GY6.35	T-4	12 24 120 240	35 50 35 50 20 35 50 100 20 35
	GZ4	MR11	12 24 28	20 35 20 20 35
		MR11/C	12	20
	B15d	MR11 MR11/C	12 12	12 20 20
	GX5.3	MR16	12 24 28	20 35 50 20 20
		MR16/C	12 24 28 120	20 35 50 75 20 20 35 50
	GU10	MR16/C	120	20 35 50 75
	RSC	T-3	12 120 240	100 150 100W TO 1000W 150 200 300 500
	E11 (Mini Can)	T-4	120	50 75 150
	B15d	T-4	120	50 75 150
	B15d	T-3	12 24	5 10 20 20
	G9	T-4	120 240	25 40 60


Incandescent Bulbs




BASE	STYLE	VOLTS	WATTS			
B15d	Various	12	10	15	25	30
		24	15	20	25	
		120	15	25	30	40
		130	15	25	40	
		240	15	25	40	



BASE	STYLE	VOLTS	WATTS			
E27	A-19	12	20	40	50	60
		24	15	25	40	60
		120	25	40	50	
		130	25	40	50	
		240	25	40	50	60



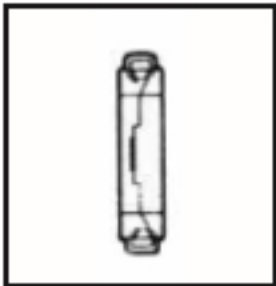
BASE	STYLE	VOLTS	WATTS	
E27	R-20	120	30	50
		130	30	50



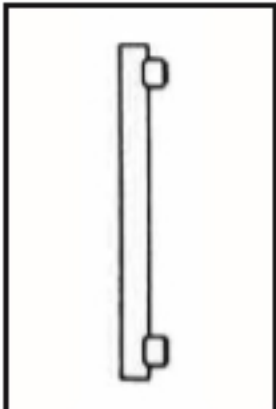
BASE	STYLE	VOLTS	WATTS
Wedge	T-3	12	5
		28	5
	T-5	12	12.8
		28	8.4



BASE	STYLE	VOLTS	WATTS				
SV7/8	Festoon	12	3	5	10	18	20
		24	3	5	10	15	18



BASE	STYLE	VOLTS	WATTS		
Loop	T-3	12	5	7	12
		24	5	10	



BASE	STYLE	VOLTS	WATTS		
S14s	Lineara	130	35	60	120
		240	35	60	120

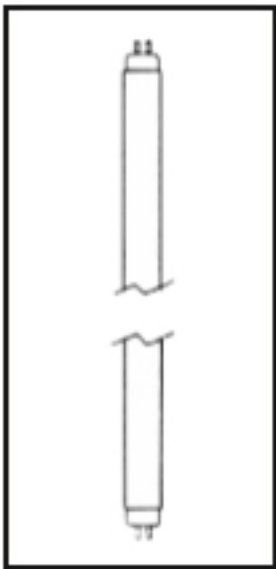
Fluorescent Bulbs

BASE

STYLE

WATTS

LENGTH



F8 Minimum
Bi-pin

T5

8

12

F15 Minimum
Bi-pin

T8
T12

15
15

18
18

F20 Minimum
BI-pin

T12

820

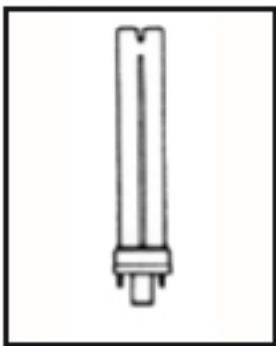
24

F40 Medium
Bi-pin

T12

40

48



G23 2 Pin

TT4 (PL)

5
7
9


4 1/2
5 1/4
6 1/2

GX23 2 Pin

TT4 (PL)

13

7 1/2



2G11 4 Pin
(Biax)

TT4

24
36
40

13
16 1/2
22 1/2