



# CLASSIC SPORTS CAR CLUB

## Silverstone Spectacular Race Meeting

### Silverstone International, 4th/5th May 2019



### Final Instructions

This meeting is organised by the Classic Sports Car Club. Held under the General Regulations of Motorsport UK (incorporating the provisions of the International Sporting Code of the FIA) and the event supplementary regulations. These Final Instructions should be read in conjunction with any further instructions or bulletins issued by the organisers.

Motorsport UK permit number 109692, (Clubmans), 109693 (National B). This event is NCAFP inscribed.

#### 1, ACCESS:

This is by personnel passes sent by post. 1st Drivers - 3, 2nd Drivers - 2. There is only one vehicle pass to the paddock per driver. All race cars must be in the garages, with no awnings/gazebos allowed

There is a paddock/garage plan attached, it is imperative that you park according to this.

Access to the circuit is only by the West 10 entrance (the outside of the 3 lanes from the A43) NOT the main entrance.

If you have tested on Friday/arrive before 18:00 on Saturday and are not racing until Sunday you must relocate to Car Park 50, this is beside the entrance to the circuit. All trailers must be parked in the trailer park, unless this takes the place of your paddock vehicle. Absolutely no animals allowed.

Competitors not racing until Sunday will not be allowed access to the paddock until racing finishes on Saturday.

Event day

<b>No racing engines to be run before:</b>	<b>08:45</b>
<b>No racing engines to be run after:</b>	<b>18:00</b>
<b>No paddock generators running after:</b>	<b>22:30</b>
<b>Paddock to be vacated by:</b>	<b>19:00 Sunday</b>

#### 2, SIGNING ON:

This will take place in the Wing Sign-on Office, above Garage 1, before your car is scrutineered. Please have ready for inspection:

Your Competition Licence (and medical certificate if not incorporated in the licence)

Your Entrants Licence (if applicable)

Failure to produce either of the above may preclude you from the meeting.

Any driver requiring signatures for upgrading must hand their upgrading cards (signed and complete with photo) in when signing on. Please remember to collect them at the end of the meeting. The upgrade card can now be downloaded here: <https://www.motorsportuk.org/assets/2019competitorupgradecard.pdf>

Any driver not signed on by 11:00 hours either day may be deemed to have withdrawn their entry.

#### 3, DRIVERS BRIEFING:

If you have never raced on the Silverstone International Circuit before, it is a Motorsport UK requirement to attend a new to circuit briefing in the Auditorium at 08:00, 08:30 or 09:30 BEFORE your practice session.

**Times for Mandatory Driver Briefings are in the Timetable within these final instructions, held in the Auditorium, next to where you sign on.**

#### 4 COMPETITION NUMBERS:

Your number is shown on the attached list; it is the driver's responsibility to make sure he/she has the right number for the practice/race. Numbers will be available to purchase at signing-on. Front numbers must angle towards the right i.e. the inside of the circuit.

National B Licence holders with fewer than six signatures on their race record card must place a yellow square with a black cross on the rear of their cars (Q11.3).

## **5 TIMING:**

All competitors are required to use an AMB/MyLaps 260 or equivalent MyLaps X2 model, either direct powered or battery transponder. Transponders can be rented on the day from the timekeepers, or leased from [www.tsl-timing.com](http://www.tsl-timing.com) in advance of the meeting.

## **6 SCRUTINEERING:**

Scrutineering is available on Friday between 14:00—17:00 in garages 1 & 2 for those taking part in the test day. Competitors not testing may need to unload their race cars away from the paddock and drive them to garages 1 & 2 on Friday.

All other scrutineering taking place on the weekend will take place **in the garages** at the times shown on the timetable. Drivers in double headers or more than one race only need to be scrutineered once, providing they are signed on and have a scrutineering ticket for all races entered.

## **7 ENVIRONMENTAL:**

All cars will be noise tested before practice, this will take place on the entry to the assembly area. Competitors are referred to Motorsport UK regulation J5.18.1 that will apply at this meeting. Fuel testing may also take place.

## **8 VIDEO:**

Any in-car video equipment which is to be used, must be fitted to the vehicle prior to scrutineering and the Scrutineer must be advised. The Club/Venue have the right to retain video footage.

## **9 FLAG SIGNALS:**

Signal lights exist at strategic parts of the circuit, to supplement flag signals. These signal lights carry the same authority and jurisdiction as flag signals. The showing of red flags and/or red lights at all marshal's posts signifies that the practice or race has been stopped. In a practice session return to the pit lane. In a race stop on the grid. Pit Lane Exit, competitors must not exit the pit lane when the red light at the pit exit is illuminated.

## **10 CHANGES OF CAR OR DRIVER:**

If you need to make a substitution (either car or driver but not both) before the start of competition, please speak to the Secretary of the Meeting at the earliest opportunity. Please refer to D25.1.12

## **11 RADIOS:**

The use of radios including pit to car/car to pit, are permitted in pit stop races at this meeting, but must have an appropriate licence to be made available for inspection at scrutineering.

## **12 PITS / PIT LANE:**

The pit lane speed limit is **60kph**. No person under the age of 16 is allowed in the pit lane or pit garages. No smoking or vaping and no refuelling may take place in the pit lane and the riding of motorcycles is forbidden. The Penalty Box is at the foot of race control. Only 2 people per car are allowed on the Pit Wall for signalling and timekeeping only, wristbands will be issued. Please refer to Q13.1.5.(a)

## **13 GARAGES:**

All competition cars will be in the garages, in their allocated area (see garage plan). Space is tight and will require cooperation between drivers and helpers to exit the garages. Each garage must hold between 4 and 6 cars, depending on car length. To access the circuit, cars must exit the rear of their garage, heading through the fire/access lanes in the paddock to get to the assembly area. The Fire Lanes are clearly marked on the floor and must be kept clear for access at all times. You will re-enter the garages through the front at the end of your qualifying or race, unless otherwise directed. Drivers needing to access the assembly area immediately may use Garages 1 and 2 to do so (back to back races).

#### **14 QUALIFYING:**

All drivers will be required to bring their cars to the assembly area at least twenty minutes before their qualifying time. A competitor must either complete three laps or have raced over the course during the previous 12 months (Q4.5). If the 3 laps are not completed in the allocated session, they may, with the consent of the Clerk of the Course, be completed in a suitable alternative session but only the times recorded in the proper session will be used to determine grid position. Cars practicing wholly out of session will not be timed, will be required to strike out their number with tape and will be required to start from the back of the grid. (Q4.5). The Qualifying session will cease when the chequered flag is shown at the start line and competitors should proceed around the circuit to the Pit Lane.

#### **15 RACE START:**

**All races will be a standing start.**

The countdown will start in the Assembly Area, a one-minute board and 30-second board will be shown in the assembly area and then cars will be released onto the Green Flag lap. As you approach the start line at the end of the green flag lap you must slow to allow marshals to direct you to the correct grid position. Once all drivers are stationary, the 5-second board will be shown and the red lights will be displayed, at some time between 2 and 7 seconds the red lights will be switched off signalling the start of the race.

#### **16 RACE END:**

At the end of the race, indicated by a chequered flag, all cars will complete one slowing down lap and enter the pit lane and return to the Paddock or follow Officials or Marshals instructions.

Overall race winners should follow Marshal's instructions to receive a garland.

If a race must be stopped and it is not possible to re-run it within its allocated time schedule, it may be transferred to the end of the programme and re-run if time permits. Also, irrespective of Q5.4, the Organisers reserve the right NOT to restart any race should a race stop become necessary.

#### **17 TRACK LIMITS:**

Any competitor driving beyond the extent of the race track surface, to include kerbs, and driving on the grass/dirt through corner cutting and running wide, may, if adjudged to have done so, be subject to the issuing of a time Penalty or in the case of a more serious offence or repeated offence be subject to a drive through penalty. Competitors should be aware that specific guidance has now been issued by Motorsport UK regarding the penalties to be applied for drivers breaching track limits. These are as follows:

In qualifying if a report is received, then the fastest lap time will be removed. This can be done as often as is required. In races, a rising scale of penalties will be applied according to the number of times a competitor is reported to have exceeded the track limits, as follows:

- > 1st report: No action
- > 2nd report: Black & white warning flag
- > 3rd report: Five-second time penalty
- > 4th report: Ten-second time penalty
- > 5th report: Drive-through penalty (May be replaced by a time penalty if less than 10 min of race time remaining)
- > 6th report: Black flag

## **18 SAFETY CAR:**

**A Safety car may be used in all Practice and Race Sessions as per Q Appendix 2. of the “Blue Book”.**

**It will enter the circuit via the Pit Exit and exit the Circuit via the Pit Entry.**

“SC” board and waved yellow flags will be displayed on the Start/Finish Line and simultaneously around the circuit.

No overtaking but maintain a speed to catch up the car in front.

The Pit Exit will be closed, and cars will only be able to re-join the circuit at the end of the convoy behind the Safety Car at the end of each lap (if the Clerk of the Course deems it safe to do so).

If the leading car is not behind the Safety Car, the Observer may wave past a car until the leading car is behind the Safety Car.

If waved past, increase your speed so to re-join the rear of the convoy.

On the Restart, the Safety Car will extinguish its lights with approximately 50% of the lap left. Maintain station and speed set by the Safety Car.

As the Safety Car enters the pit lane the “SC” Boards and Yellow flags will be withdrawn and replaced with a Green Flag on the Start/Finish Line and simultaneously around the Circuit.

No overtaking before the Start/Finish Line.

## **19 CODE 60:**

**Code 60 may be used in all Race Sessions (not qualifying) as per Q Appendix 3. of the “Blue Book”.**

A Code 60 flag will be waved at the start/finish line and simultaneously at all points around the circuit.

The flag will continue to be waved for a minimum of one lap and until all cars have visibly slowed down, following which the flag will then be held stationary until the Clerk of the Course withdraws the Code 60.

Yellow flags will continue to be waved at the incident, but green flags after the incident will not be shown.

All competing cars will release the throttle, gently reduce their speed to 60kmh and should remain behind the car in front. Note: It is essential that drivers slow down avoiding sharp braking.

While the Code 60 is in operation, competing cars may enter the pit lane, but may only re-join the track when signalled to do so by an official/marshal, which may be the pit exit light.

When the Clerk of the Course orders withdrawal of the Code 60, all flag posts will then immediately replace by a waved green flag.

The waved green flag will be shown simultaneously at all posts.

Racing will resume as soon as the green flag is displayed.

Overtaking is strictly forbidden until the green flag is displayed.

Any infringements may be penalised by a time penalty of 1 minute, or more.

Each lap or Race Time covered while the Code 60 is in operation will be counted as a race lap or Race Time.

**WEAVING:** Drivers indulging in excessive weaving (more than the cars width) when the Safety Car/Code 60 is in use, will render themselves liable to a Motorsport UK penalty.

## **20 SNATCH: Vehicle removal during practice and racing**

Will only be used when the session has been neutralised with a Safety Car/Code 60 or Red Flag on the order of the Clerk of the Course.

## **21 NON-STARTING:**

**Please inform the Secretary of the Meeting immediately on 01225 810655 (fax 01225 811 337) or e-mail: [info@classicsportscarclub.co.uk](mailto:info@classicsportscarclub.co.uk) if you know that you will be unable to take part in your race. On Friday and on Race days she can be reached on 01225 810655 (we do not have access to emails at the circuit).**

## **22 OFFICIALS:**

Motorsport UK Steward - John Arnold  
Senior Clerk of the Course – Mike Heath

Club Stewards – Tony Sugden, Geoffrey Edwards  
Clerks of the Course – Andy Cox , Robert Williams,  
Richard Beard

Secretary of the Meeting - Hannah Gardin  
Chief Marshal – Fred Bromley  
Chief Time Keeper – Lisa Sneader

Chief Medical Officer - Dr Gabriel Awadzi  
Chief Scrutineer – Mike Harris

### **23 PROGRAMME DETAILS:**

Please check the entry(ies) against your name in the attached lists. If incorrect in any way please notify the Secretary of the Meeting as soon as possible so that the programme can be as accurate as possible. DEADLINE FOR THE PROGRAMME IS 11am ON TUESDAY 2nd April. Please also check the entry in the official programme when signing on.

### **24 OTHER INFORMATION:**

Due to certain clauses in our contract with the circuit, your attention is drawn to the following:

Any driver failing to comply with the black and orange flag whose vehicle is confirmed as having dropped fuel shall be responsible for any charges made on the organising club in respect of consequent track repairs. Furthermore, any competitor who fails to stop when dropping fuel will cause the practice session or race to be stopped by the use of the red flag.

Persons not in possession of a valid appropriate licence may not drive motorcycles and other vehicles within the confines of the Circuit. Motorcycles or cycles may not be driven along the pit road at any time during the meeting.

Markings must not be made on pit garages, floors or any part of the Circuit or Paddock surface. Pegs must not be hammered or inserted into any tarmac surface.

The Circuit Operator is not liable to any Club, Team or Competitor if any damage in the course or removal of any vehicle from the Circuit.

Should we (Classic Sports Car Club) as organisers of the meeting become liable for any circuit fine (regardless of amount) and the cost of any repair, the offender may be held responsible and in consequence will have to reimburse Classic Sports Car Club for the full amount plus any legal costs that may be incurred. By signing-on for this meeting you are also deemed to be unequivocally agreeing to the arrangement.

Hospitality. The Competitor agrees that no hospitality, including the holding of barbecues, takes place within the venue and during the event without the Company's prior written consent. Hospitality is defined as any form of catering provided to persons who are not team members or sponsors. Teams found violating this condition will be subject to pay immediately liquidated damages to the Company.

In addition, no Team or Competitor must not attach, erect or install anywhere at the Circuit any placard, banner, advertisement etc. without prior written permission.

Any cables laid across the paddock must be covered with a proprietary cable cover.

Tail lifts must not be left unattended in the 'mid' position. It is strongly recommended that extended tail lifts are fitted with warning lights.

Absolutely no animals allowed.

### **25 DRONES.**

The flying of Drones is strictly prohibited.

**26 GENERAL TESTING, testing is available on the International layout on Friday, please contact the Circuit directly. Note that if you are testing on Friday but not racing until the Sunday you will need to vacate the garage and paddock area by Friday at 19:00.**

Silverstone Spectacular, Saturday 4th May

Event	Start	Period	Finish	Down Time	Series or Championship	Sign-on / Scrut.
Qual 1	09:00	00:30	09:30	10:00	Adams & Page Swinging Sixties Group 2	07:30
Qual 2	09:40	00:30	10:10	10:00	Adams & Page Swinging Sixties Group 1	08:00
Qual 3	10:20	00:30	10:50	10:00	Motorsports School Turbo Tin Tops with Cartek Motorsport Puma Cup	08:30
Qual 4	11:00	00:30	11:30	10:00	Mintex Classic K	09:00
Qual 5	11:40	00:30	12:10	10:00	Advantage Motorsport Future Classics	09:30
Race 1	12:20	00:40	13:00	10:00	Adams & Page Swinging Sixties Group 2	10:00 Briefing
	13:10	01:00	14:10		Lunch	
Race 2	14:10	00:40	14:50	10:00	Adams & Page Swinging Sixties Group 1	10:40
Race 3	15:00	00:40	15:40	15:00	Motorsports School Turbo Tin Tops with Cartek Motorsport Puma Cup	11:20
Race 4	15:55	01:00	16:55	10:00	Mintex Classic K	12:00
Race 5	17:05	00:40	17:45		Advantage Motorsport Future Classics	12:40

Silverstone Spectacular, Sunday 5th May

Event	Start	Period	Finish	Down Time	Series or Championship	Sign-on / Scrut.
Qual 6	09:00	00:30	09:30	10:00	RSV Graphics New Millennium	07:30
Qual 7 & 11	09:40	00:30	10:10	10:00	Gold Arts Magnificent Sevens	08:00
Qual 9	10:20	00:30	10:50	10:00	Cartek Motorsport Modern Classics	08:30
Qual 10	11:00	00:30	11:30	10:00	Co-ordSport Tin Tops	09:00
Qual 8 & 12	11:40	00:15	11:55	10:00	Toyo Tires/Watchdogapp.com Jaguar Saloon & GT Championship	09:30
Race 6	12:05	00:40	12:45	15:00	RSV Graphics New Millennium	10:00 Briefing
	13:00	01:00	14:00		Lunch	
Race 7	14:00	00:40	14:40	10:00	Gold Arts Magnificent Sevens	10:40
Race 8	14:50	00:20	15:10	15:00	Toyo Tires/Watchdogapp.com Jaguar Saloon & GT Championship	12:25
Race 9	15:25	00:40	16:05	10:00	Cartek Motorsport Modern Classics	11:20
Race 10	16:15	00:40	16:55	15:00	Co-ordSport Tin Tops	12:00
Race 11	17:10	00:15	17:25	10:00	Gold Arts Magnificent Sevens	
Race 12	17:35	00:20	17:55		Toyo Tires/Watchdogapp.com Jaguar Saloon & GT Championship	

NB: All timetables are subject to change, therefore please be in the assembly area at least 20 minutes prior to the scheduled starting time of your qualifying session or race

You, the drivers are responsible for your crews safety, you must warn them of the dangers of the pit lane. The pits should never be used for spectating.

**Maximum of two persons per car on the pitwall,**  
for the purposes of timing and signalling only.  
Two wristbands are issued at signing on.  
See Motorsport UK Q.13.1.5a



**Maximum of the driver(s) and two other persons per car in the pits** (in addition to the maximum two persons on the pit wall).  
See Motorsport UK Q.13.1.5b

This green area is not to be used for spectating/picnics, it is part of the pit wall.

### "Fast" Lane

Use when entering and leaving the pit lane. Most of your time spent moving in the pits should be done so here (do not drive the length of the pits in the Crossing Lane).

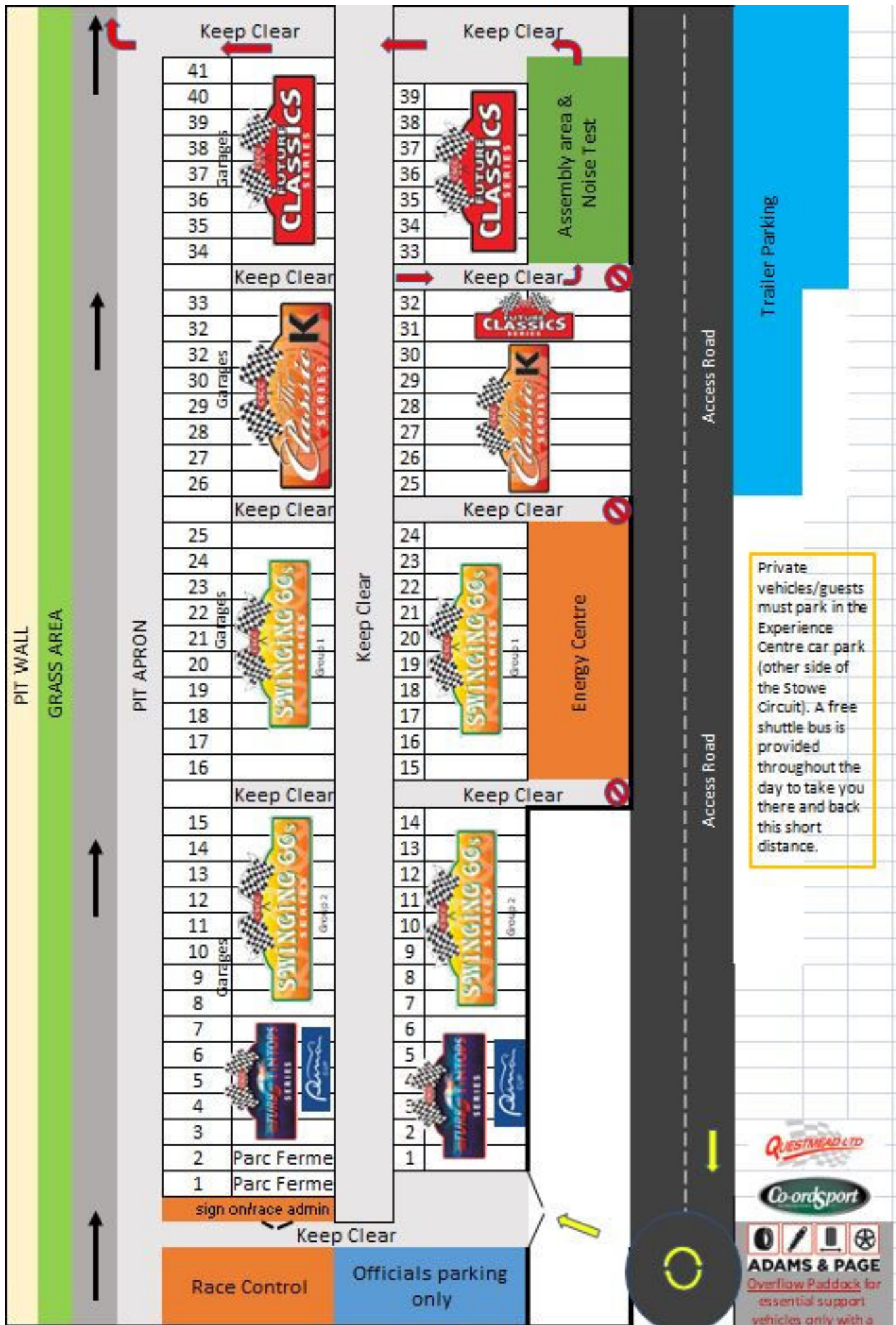
### Crossing Lane

Only use when crossing to or from the fast lane to carry out your pit stop. NEVER stop here and do not park over the line during your pit stop, or you may be asked to move.

### Pit Stop Lane

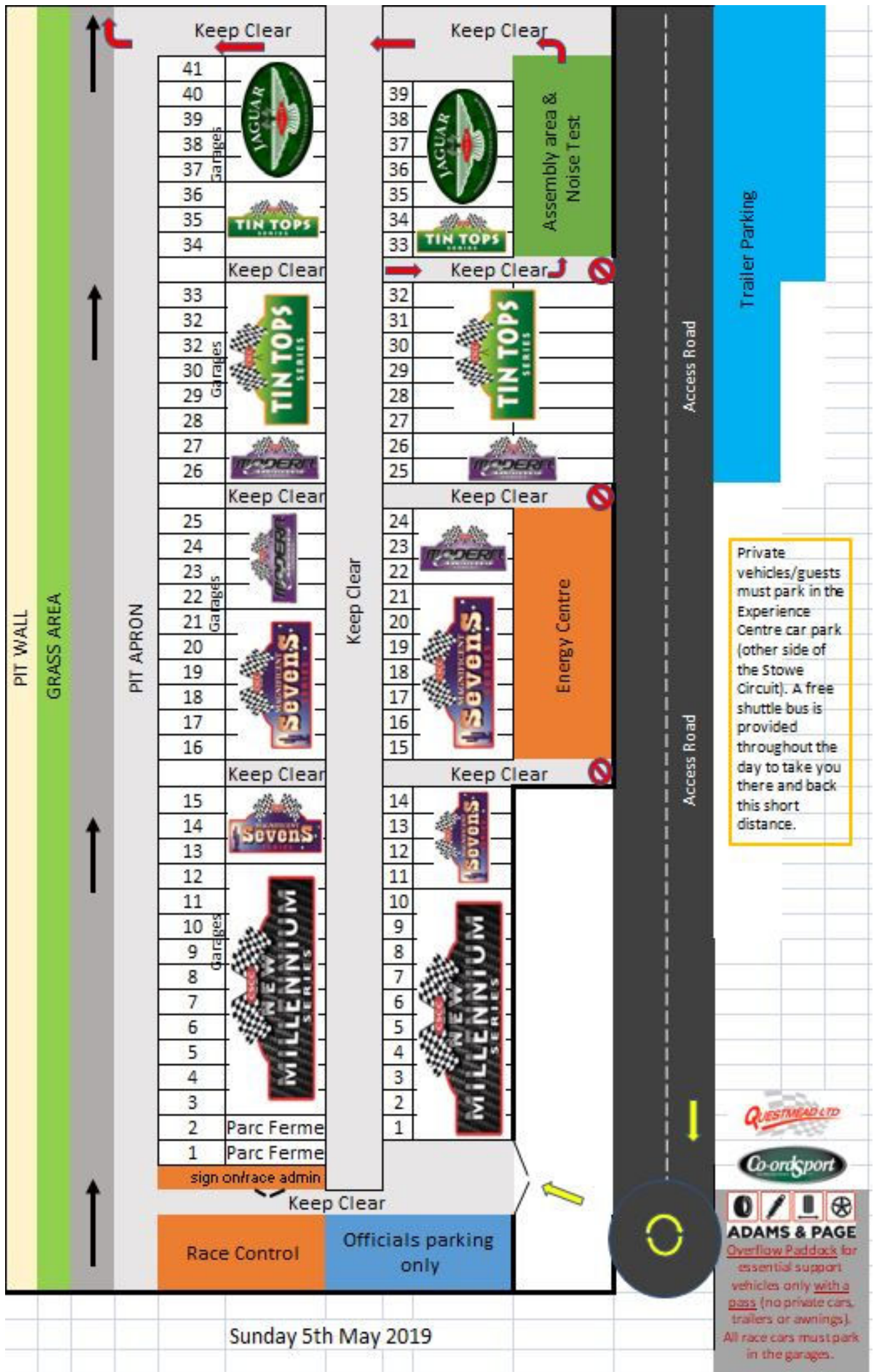
Stop here for your pit stop, pull well over to ensure your pit crew do not have to stand in the crossing lane with an open door.





Saturday 4th May 2019



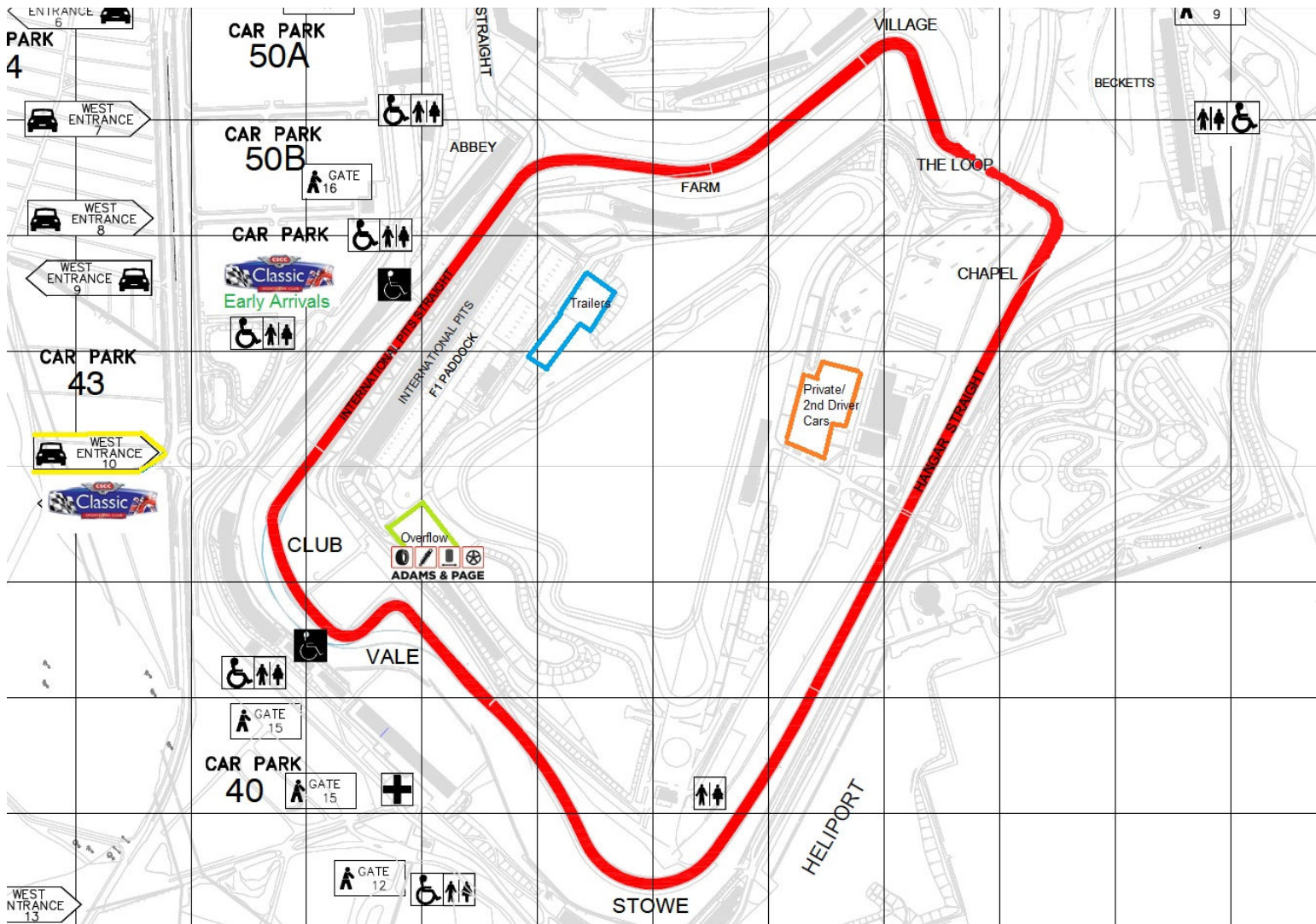
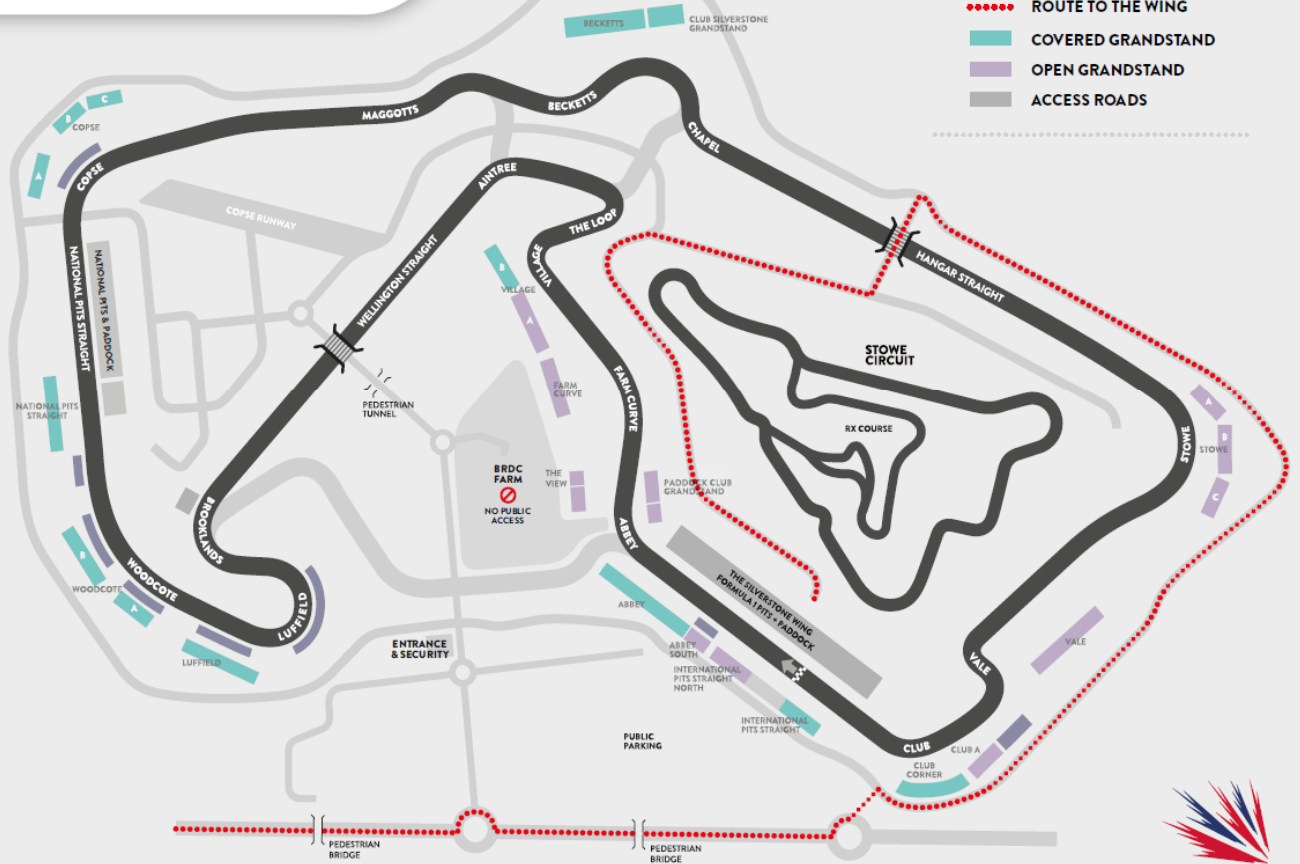


Sunday 5th May 2019

# GETTING TO THE WING VIA WEST 10 GATE ENTRANCE

## KEY:

- ROUTE TO THE WING
- COVERED GRANDSTAND
- OPEN GRANDSTAND
- ACCESS ROADS





# ADAMS & PAGE

ESTABLISHED IN 1928

We have increased our range to include the **NANKANG AR-1** and **NANKANG NS-2R** alongside the **TOYO R888R** and **YOKOHAMA A048, A050** and **A052**.

For all sizing and pricing information please call: **01494 525971** or **01494 445389**



NANKANG AR-1



NANKANG NS-2R



TOYO R888R



YOKOHAMA A048



YOKOHAMA A050



YOKOHAMA A052

**Call: 01494 525 971 or 01494 445 389**

Opening hours: Mon - Fri 8am to 5.30pm / Sat 8am to 12.30pm

Lincoln Road, Cressex Business Park, High Wycombe, Bucks HP12 3RQ  
**info@adamsandpage.co.uk • www.adamsandpage.co.uk**



## CLASSIC SPORTS CAR CLUB COMMENTATORS INFORMATION SHEET

Our commentators like to sound as though they know what is going on! It is, therefore, of great help if you can give us information about you and your car. If there is something amusing, all the better. It is in your interest to keep our spectators happy and interested and is also the opportunity for you to plug your sponsor. Please take a few moments to fill in the details below. Hand in this form at signing on. Please note that all information is optional.

**First Name:** ..... **Surname:** .....

**Car No:** ..... **Race(s):** .....

**Age:** ..... **Married / Single:** ..... **Nationality:** .....

**Home Town:** ..... **County:** .....

**Occupation:** .....

**Motorsport Experience:** .....

.....

**Other Hobbies:** .....

.....

**Sponsors:** .....

**Make of Car:** ..... **Model:** .....

**Reg.No:**..... **CCs:** ..... **BHP:** .....

**Engine Make:** ..... **Chassis:** .....

**Any other details that might be of interest to your adoring public:** .....

.....

.....

.....

.....

.....