



## FlexForms SYSTEM

Test for Better Conversions

Test for Branding

Set Up Multiple Flows

Ease of Use

Test Forms and Flows

## FlexForms by CCBill

### Managing Traffic with Payment Flows

Perhaps one of the most ground-breaking changes in payments is the new foundation of payment flows in FlexForms. Essentially a traffic management system, setting up and managing payment flows is as simple as a drag-and-drop operation. Whether you want to include different payment options during checkout, test different form layouts or designs, or even incorporate different payment providers in the flow, FlexForms flows are only limited by your imagination. You can create dynamic checkout flows on-the-fly and instantly apply them to your payment links, in order to route consumers through different paths. FlexForms provides you the basic foundation to determine the best and most effective checkout for your consumers.

Each payment flow is a defined pathway that can be set up based on payment selection. The payment flows also allow you to make any changes to them without needing to update your payment links or websites, thus saving you time and allowing you to adapt quickly. You are able to follow your flow and design, in order to determine the right checkout process for your business.

### The FlexForms Advantage

FlexForms is designed with one purpose — to provide an easy-to-use flow and forms system that will help increase conversions and traffic. This dynamic way of setting up streamlined payment flows allows you to create custom cascades, route traffic, control design and branding, conduct various forms of testing, institute better promotions, and reach a larger group of buyers. As a customizable billing solution with a simple drag-and-drop process, FlexForms helps you optimize international payments, promotional features, and custom integrations for a better process and purchase experience.

FlexForms is the next evolution of payments. Not just for your business today, but for all of your future payment system needs.

### FlexForms Features:

**All Payment Options on One Form.** We include all your accepted payment options on one form.

**WebWidget.** Linking code for your website that directs your consumer to the payment form.

**A | B Testing.** Test any combination of a FlexForms payment form, a legacy CCBill payment form, or a form from an alternate processor through one link.

**Responsive Forms.** Take payments from any location and device, while consumers see the form how they should, based on what they are using at the time.

**Multiple Language, Image and URL Inventories.** Create your own inventory of branding images and directional URLs for instant customization of your forms for any look or any offer.

**Trusted CCBill Brand and Support.** Reassure your consumers that they are making a safe and reliable purchase.

To learn more about FlexForms, [click here](#).

## More FlexForms Benefits

### Globally Responsive Forms

FlexForms is designed to accommodate not just different devices, but also different browsers and locations. The geo-targeting attributes of FlexForms ensure global consumers see their checkout information at their local level.

### Enhanced Promotional and Up-Sell Capabilities

Promotions, up-sales, bonus sites, and cross-sales have been expanded to provide instant and flexible publication of your additional offerings – thus allowing you movement and control, as well as flexibility for your promotional efforts.

### A | B Testing

Easily test any variation of your payment forms so you can see which color, layout, price point, or banner offers the best conversions. Test options on multiple functions from legacy CCBill forms, different payment types, various FlexForms, or even with a payment form from an outside processor/biller.

### One Link, All Options

There is no need to set up multiple forms to accommodate different methods of payment. Use just one link for credit cards, debit cards, online checks, EU Debit/SEPA, and DirectPayEU payment methods. Everything is on one form, including currency and language.

### Sandbox Environment

Create and customize the checkout process, payment forms, and any settings before going live on the web. Additionally, perform instant customizations on your FlexForms payment links and allow your associates, marketers, or developers to participate in testing prior to launch.

### WebWidget: Dynamic Payment Button

The WebWidget is a customizable, innovative button anchoring your payment flow to your site and offering specific checkout information to your buyers, no matter where they are located. You can make changes to it within FlexForms and have them take effect without having to update the code on your website.

*“FlexForms makes setting up cascading billing a snap. The visual/graphic layout of building a payment flow makes things much easier and intuitive, compared to the legacy method of setting up cascading billing. The forms themselves are clean and modern looking and I love that you can add images to the FlexForms.”*





Jason, Owner, Spunkworthy



## Already Have an Account?

Access FlexForms from within the Admin Portal [here](#).

For help contact [Merchant Support](#) or call 800-510-2859 to get started.



855-4-CCBILL



ccbill@ccbill.com



www.ccbill.com

Much more than a payment processor, CCBill is an e-commerce platform that can provide expert support and empowerment to your expanding relationships. Whether it's through consistent on-time payouts, distinctive affiliate tools, or the comprehensive and proprietary set of account management options, CCBill understands online business like few others, and has been offering industry-leading solutions since 1998. Processing for more than 30,000 websites worldwide, CCBill has the reliable problem-solving techniques, phenomenal consumer support, and innovative solutions to support all the markets it serves. For more information, visit [www.ccbill.com](http://www.ccbill.com).